



# TOWN COUNCIL & SUCCESSOR AGENCY TO THE PARADISE REDEVELOPMENT AGENCY FISCAL YEAR BUDGETS July 09, 2024

## 1. OPENING

## 2. FY 2024/2025 BUDGET OVERVIEW

### 2a. Executive Summary

### 2b. Personnel Structure

Organizational Chart

Position Control

Salary Pay Plan

Organizational Structure Modifications

### 2c. All Funds Summary

All Governmental Funds Appropriations by Use

All Governmental Funds Appropriations by Function

Summary of Expenditures and Revenues

Transfers

**2d. General Fund**

General Fund Revenue by Source

General Fund Appropriations by Function

General Fund Financial Uses by Use

General Fund Summary

General Fund Revenue

Non-Department General Fund Expense

Expense by Division

**2e. Measure V**

Measure V Financial Uses by Function

Measure V Committee Draft

Measure V Budget

**2f. General Fund - Town Council**

Council Budget

**2g. General Fund - Town Manager**

Town Manager Budget

**2h. General Fund - Town Clerk**

Clerk Budget

**2i. General Fund - Legal Department**

Legal Budget

**2j. General Fund - Administration**

Central Services

Information Technology

Finance

Human Resources

Facilities Rental

**2k. General Fund - Police Department**

Police Department Administration

Police Department Operations

Police Department Communications

**2l. General Fund - Fire Department**

Fire Administration

Fire Suppression

Fire Volunteers

**2m. General Fund - Community Development Department**

Planning

Solid Waste Management

Fire Prevention

**2n. General Fund - Public Works Department**

Engineering

Fleet Maintenance Budget

Community Park

Facilities

**2o. Recovery & Economic Development**

Camp Fire Recovery

Recovery & Economic Development

**2p. Paradise Recovery and Operations (PRO)**

Fund 7700 - Paradise Recovery & Operations

Fund 7701 - Paradise Recovery & Operations Recovery

Fund 7702 - Paradise Recovery & Operations Emergency Reserve

**2q. Capital Improvement Projects**

Capital Improvement Projects (CIP) - Summary Report

Capital Improvement Projects (CIP) - Projects

**2r. 2030 - Building Safety & Wastewater Services**

**2s. 2070 - Animal Control**

**2t. 2090 - Camp Fire 2018**

- 2u.** 2095 - COVID-19
- 2v.** 2110 - Transportation Fund
- 2w.** Fed Congest Managment Air Quality (CMAQ)
- 2x.** 2113 - Local Transportation Climate Adaptation Program (LTCAP)
- 2y.** 2120 - State Gas Tax
- 2z.** 2132 - Highway Safety Improvement Program (HSIP)
- 2aa.** 2133 - Active Transportation Program
- 2bb.** 2136 - FEMA Grants FHMG
- 2cc.** 2139 - Federal-Aid Highway Act (FHWA)
- 2dd.** 2140 - Traffic Safety Fines & Fees
- 2ee.** 2162 - BHS Home Loan Fund
- 2ff.** 2163 - BHS CAL-HOME Loan Fund
- 2gg.** 2202 - Office of Traffic Safety Police
- 2hh.** 2204 - State Supplemental Law Enforcement Services (SLESF) Grant
- 2ii.** 2215 - Abandoned Vehicle Abatement (AVA)
- 2jj.** 2297 - Grants Miscellaneous State
- 2kk.** 2300 - BHS Community Development Block Grant (CDBG) 2019 COVID Response
- 2ll.** 2301 - Community Development Block Grant (CDBG)
- 2mm.** 2320 - BHS 2020 BHS Community Development Block Grant (CDBG)

- [2nn.](#) 2322 - BHS 2022 Community Development Block Grant (CDBG)
- [2oo.](#) 2323 - BHS 2023 Community Development Block Grant (CDBG)
- [2pp.](#) 2324 - BHS 2024 Community Development Block Grant (CDBG)
- [2qq.](#) 2420 - BHS 2020 CalHome DA Grant
- [2rr.](#) 2510 - Impact Fees Road Improvements
- [2ss.](#) 2520 - Impact Fees Signal Improvements
- [2tt.](#) 2521 - Signal Along SR 191 (Clark Rd)
- [2uu.](#) 2540 - Impact Fees Police Facilities
- [2vv.](#) 2550 - Impact Fees Fire Facilities
- [2ww.](#) 2551 - Impact Fees - Drainage
- [2xx.](#) 2620 - BHS 2021 Home Grant (5yrs)
- [2yy.](#) 2721 - PLHA - Perm Local Housing Alloc
- [2zz.](#) 2923 - TOP Housing Revolving Loans
- [2aaa.](#) 5900 - Transit Fund
- [2bbb.](#) 7624 - SMIP Strong Motion Impl Prog
- [2ccc.](#) 7626 - Traffic Safety Impound Fund
- [2ddd.](#) 7627 - Tech Equip Replacement/Update
- [2eee.](#) 7628 - General Plan Update
- [2fff.](#) 7640 - Disability Access and Education

**2ggg. 7805 - VIPS Volunteers in Police Service**

**2hhh. 7808 - Canine Protection Unit Donations**

**2iii. 7811 - Animal Control Misc Donations**

**2jii. Successor Agency**

RDA Budget

**2kkk. Resolutions**

Appropriations and Fund Balances

Gann Appropriations Limit Resolutions

Reserve Resolution

Capital Improvement Projects (CIP) Plan Resolution

New Job Description Resolution

Salary Pay Plan Resolution

Redevelopment Agency (RDA) Resolution



---

## **FISCAL YEAR 2024-25 CAPITAL AND OPERATING BUDGETS EXECUTIVE SUMMARY**

Enclosed is the adopted budget for Fiscal Year 2024-25. The budget serves as the Town’s primary financial management tool and is an important expression of policy regarding public services and community priorities. The budget considers the Town’s short and long-term organizational goals in consideration of available revenue. As such, the budget is utilized as both a financial plan and a communication device. The fund summaries provide an understanding of the financial condition of the funds that comprise the overall budget.

### **MUNICIPAL SERVICES PROVIDED BY THE TOWN OF PARADISE**

The Town’s FY 2024-25 Operating and Capital Budgets were developed to promote financial transparency, and to meet the goals identified by Council for the coming fiscal year. The budget document serves as a planning and monitoring tool for the fulfillment of all services provided by the Town to the citizens of the community. These services include:

- Police protection, education, and enforcement
- Fire protection, prevention, and medical assistance
- Building development and planning services
- Storm water, wastewater, and septic onsite services
- Engineering, project management and program administration services dedicated to leveraging local funds and bringing new money into the community to fund capital improvement projects, rebuild infrastructure damaged by the 2018 Camp Fire, and support the recovery of the community at large
- Public works infrastructure and street maintenance services
- Animal control services for the safety and protection of domestic animals, rabies control, and animal shelter
- Coordination with Butte County Association of Governments (BCAG) to provide transit services within the Town and throughout the region
- Administration of a business and housing program that assists home buyers and builders through various funding programs, while supporting local non-profit agencies
- Administration of economic development programs to support local businesses and promote the return of commerce to the Paradise area following the 2018 Camp Fire

*Working together to rebuild a thriving community.*



- Information, communication, and direct citizen involvement to the democratic process

## **LONG RANGE FISCAL SUSTAINABILITY**

Due to the destruction of property and loss of population within the Town resulting from the 2018 Camp Fire, the Town's traditional General Fund revenue sources currently are not sufficient to meet the cost of providing the above-mentioned services. Following the 2018 Camp Fire, the Town received a net settlement from PG&E in the amount of \$219.18M. Starting with this budget year, the PG&E Settlement proceeds are now held in three funds, the Paradise Recovery & Operations Fund (Fund 7700), the Recovery Projects Fund (Fund 7701), and Paradise Recovery and Operations Emergency Reserve Fund (Fund 7702). The reason for this change in description is to identify the purpose of the funds and maintain transparency on how the funds are used over time.

To bridge gaps in revenue shortfalls for the foreseeable future, the Town plans to use the Paradise Recovery & Operations Fund to balance the budget. This use will allow the Town to continue to provide essential services to the community. Further, the funds are critical for necessary investments into recovery projects, infrastructure projects, unfunded match requirements, and other unanticipated recovery needs.

Town staff has worked diligently with municipal financial advisors to develop a long-term financial sustainability model which projects future Town of Paradise revenue and expenditures over the coming twenty-five to thirty years. These projections take into consideration many factors, such as the rate of housing rebuilds in the area, population growth, inflation, cyclical economic downturns, and investment returns. Based on the input of these factors, the model projects a target for General Fund expenditure growth and the amount of annual drawdown needed from the PRO Funds to balance the Town's budget. This ensures operational and capital funding needs are met for the foreseeable future. Over time, decisions will need to be made to ensure that prior to exhausting the PRO Funds, the Town is on a path to match General Fund expenditures with projected General Fund revenues while maintaining a prudent operating reserve.

This model has been, and continues to be, an important and insightful planning tool for current and future decision making. As with any projection of long-term uncertain activity, it is important to note the dynamic nature of the assumptions modeled. As such, the model is continually monitored and updated based on actual activity and new information. The model has been updated to reflect the impacts of this FY 2024-25 budget.

The General Fund budget includes a planned transfer from the Paradise Recovery & Operations Fund in the amount of \$12.9M. The increase in the projected transfer amount is largely the result of several distinct factors listed below:

- Dispatch services restoration and Police Department staffing requirements, increased costs in supplies, and services associated with national economic conditions

- Continuation of three-year TOT Reinvestment Program
- One-time expenditures for key economic development objectives including improved regional air service, restoration of health care services and planning for Downtown Central Business District
- Decrease in Animal Control revenues from Measure V for staff operating costs and increase in capital costs for construction of the Animal Control Shelter Expansion Project
- Planned investments into Finance Department studies, reviews and processes
- Ongoing restoration and improvement of the Town’s vehicle fleet and equipment
- Increase in liability insurance
- Increase in unfunded liability cost

Below is a brief table of the Town’s total traditional revenues, expenditures and PRO Transfer:

Year	Traditional Revenues	Expenditures	PRO Transfer
2021-22	\$9.79M	\$16.19M	\$5.58M
2022-23	\$9.02M	\$19.93M	\$11.13M
2023-24	\$11.37M	\$23.32M	\$11.95M
2024-25	\$9.43M	\$21.98M	\$12.90M

Each year the Town Council will need to assess progress toward achieving a balanced budget that does not require the PRO Fund subsidy.

### **FY 2024-25 TOWN COUNCIL GOALS**

Town Council-initiated goals include the following critical priorities for the FY 2024-25 Budget.

- *Financial Sustainability:* Ensure that the budget is balanced and that the annually budgeted transfers from the Paradise Recovery & Operations Fund are in line with the Town’s long term operational sustainability model projections to continually ensure long-term financial health is maintained, operational needs are met, and capital projects continue along budgeted schedules.
- *Personnel:* Maintain staffing levels to further solidify the Town’s personnel structure and ensure that employee capacity is sufficient to cover operational and capital needs of the rebuilding community.
- *Disaster Recovery and Capital Improvement Projects:* Continue to properly manage Disaster Recovery and Capital Improvement projects to promote the rebuild of the Town’s infrastructure and overall community in line with the Disaster Recovery and Capital Improvement Plan. This comprehensive plan was originally adopted with the FY 2022-23 budget and will continue to be monitored and updated during the FY 2024-25 budget cycle. Shortly after adoption of the FY 2022-23 budget, the Town of

Paradise received about \$230M in additional Disaster Recovery Infrastructure funding. The Disaster Recovery and Capital Improvement Plan included in the budget reflects these new funds and projects planned.

Major Recovery Projects Planned for FY 2024-25 include:

*Recovery & Economic Development*

- Complete Phase 2 (removal) of Category 4 Tree Removal Program.
- Complete permanent power connection to all 21 Early Warning Sirens, and complete mesh system augmentation to allow in-home unit distribution.
- Complete zoning changes and strategic plan for the Central Downtown Zoning District to encourage business reinvestment
- Support and leverage Chamber of Commerce market study for marketing opportunities.
- Implement CDBG-DR Workforce Development Project, if approved.
- Implement CDBG-DR Planning and Public Services Projects, if approved.
- Complete an update to the Town of Paradise Long Term Recovery Plan

*Police*

- Maintain staffing levels required to meet public safety needs in the community
- Recruit and hire a Lieutenant to backfill for a retirement in early 2025
- Recruit / Hire Dispatchers & Police Officers to fill current vacancies and anticipated vacancies.
- Complete Animal Shelter Expansion Project
- Install secondary backup generator equipment
- Maintain service levels required to meet public safety needs in the community
- Recruit / Hire Dispatchers & Police Officers to fill vacancies.
- Complete Animal Shelter Expansion Project

*Fire*

- Complete maintenance projects at Station 82.
- Upgrade the VHF radio system at Station 81.

### *Public Works*

- Secure construction funding for the Paradise Sewer Project (\$262M) and Chico Connection Payment (\$13.9M)
- Advance Paradise Sewer Project through permitting and design bringing a construction-ready project to the Town and funding partners
- Secure CDBG-DR Mitigation Resilient Infrastructure Program Funds (\$10.3M+)
- Secure ATP Cycle 7 funds for Oliver Curve Pathway Project (\$10M)
- Commence work on new CDBG-DR roadway projects (primarily environmental review and design)
- Complete On-System Road Rehab Phase 3 Project
- Complete Off-System Road Rehab Phase 2 Project
- Maintain ROW in all-seasons condition
- Support Animal Control Expansion project
- Fleet Modernization Project

### *Community Development*

- Establish a Sewer Service Area Zoning Overlay District, increasing residential density along the sewer service area.
- Begin the update of the remaining five General Plan elements.
- Develop the Biz Pro Academy, aimed at assisting businesses in navigating the complexities of opening a new business.
- Roll out weed abatement strategies to boost community fire safety.
- Expand online presence, offer more electronic permitting options, and streamline processes to enhance efficiency and make customers' lives easier.
- Explore options compatible with the current permit system to enable digital plan review and foster town-wide collaboration for residential and commercial submissions.
- Continue hosting monthly Building Stakeholder meetings with a focus on promoting the use of fire-resistant building materials and providing guidance on the Building Inspection process, covering the series from Underground to Final stages.

## **ADDITIONAL FUNDS THAT MAKE UP THE FY 2024-2025 BUDGET**

The following is a summary of the financial activity of the other major funds included in the FY 2024-25 Operating and Capital budgets. The information is provided in a concise format to allow for an overview of the detailed revenue and expenditure information included in the full budget document.

### Measure V – General Fund

Measure C, the 0.50% six-year temporary transaction and use tax, expired on March 31, 2021. Measure V is a ten-year continuation of this 0.50% temporary transaction and use tax, which will automatically expire on March 31, 2031. Measure V has been extremely beneficial to the Town of Paradise and has met the intended goal of ensuring continued critical services, repairing and replacing long-deferred capital improvements, and purchasing much needed public safety vehicles and equipment. The proposed Measure V Budget for FY 2024-25 has been drafted to continue to meet the goals of Measure V based on current needs identified by Town staff and previous Committee input, while maintaining a proposed unassigned fund balance of \$593,091 through the end of the coming fiscal year.

Proposed expenditures for the coming fiscal year include:

- Fire Department \$317,500
  - Cal Fire Contract Staffing Support
  - Fire Station 82 Facilities Improvements
  - Generator Transfer Switch
  
- Police Department \$373,100
  - 2 Tahoe patrol vehicles
  - Training & Cadet Sponsorship/Incentive
  - K-9 Program
  - Operational Supplies
  - Generator Switch
  
- Animal Control \$655,000
  - Animal Control Truck
  - Operations Support
  - Shelter Expansion
  
- Public Works (Fleet Division) \$350,000
  - Dump Truck
  - Public Works Truck
  - Fleet Modernization

Fund 2030 – Building Safety and Waste Management

This combined enterprise fund (building & onsite) continues to experience tremendous levels of activity through continued support of rebuild activity in Town. The fund is expected to generate revenues in FY 2024-25 amounting to just over \$2.7M, which continues to decrease from prior years. Expenditures for FY 2024-25, including transfers out, are budgeted to be \$3.4M, resulting in deficit spending. Prior year fund balance will cover the current deficit. A fee assessment study will identify if the fund should be restructured. The decrease in rebuilding activity is likely due to increasing interest rates affecting regional economic conditions for builders and investors. Rebuilding activity has also shifted from “rebuilt” to “new-builds” for new residents.

Fund 2070 – Animal Control

As in previous fiscal years, Measure N funding (estimated at \$130,000), originally meant to supplement the General Fund contributions toward animal shelter activities and animal control functions, is not sufficient to fund complete operations. To continue to provide the same level of Animal Control functions, operational costs are budgeted to be funded through continued donations from outside agencies and support from the General Fund. The General Fund contribution for FY 2024-25 is \$340,661.

Fund 2090 – Recovery and Economic Development

The two large projects anticipated to be funded through Fund 2090 are the Fire Hydrant Repair Project and the Off System Road Rehab project. As of the beginning of FY 2024-25, this fund is expected to have a deficit of \$4.7M due to the timing of revenues received. The specific costs composing this deficit include costs related to the Category 3 Private Tree Program, Public Assistance Project Costs, Hazard Mitigation Grant Program administration contract services and outstanding insurance claims related to the 2018 Camp Fire. Town staff fully expects the revenues to ultimately be realized and is working diligently to secure funding for the costs related to both the current deficit balance and future costs incurred.

Fund 2095 – American Rescue Plan Act (ARPA, COVID-19) Fund

The Town has received federal funding allocations through the American Rescue Plan Act totaling \$2.67M. The funds have been used to fund various projects approved by the Council such as radio infrastructure, vehicle purchases, facilities and other COVID-19 mitigation measures. The remaining balance of \$713,402 has been allocated to fund other recovery projects including the Animal Control Shelter Expansion, and economic development grants.

Funds: 2163, 2420, 2620 Cal-Home:

Housing programs are funded through State and Federal Grants and bring dollars into the community that not only help residents and improve housing stock, but also help to support those residents who work in the housing industry, including realtors, lenders, contractors/sub-contractors and building suppliers. Building and Housing staff continue to administer critical

housing programs through outside funding that offer deferred, low-interest loans to eligible first-time home buyers, deferred, low-interest loans to eligible homeowners for home repairs or reconstruction, grants for septic repair or replacement, and CDBG-DR Multi Family Rental Housing Development Project.

Fund 2110 – Transportation

Butte County Association of Governments (BCAG) estimates apportionments in the amount of \$487,426 will be made available to the Town for the coming fiscal year. Town staff is actively working to identify eligible projects for use of these funds. For FY 2024-25, \$236,925 of available funds are planned to be utilized primarily to support streets and roads through the town.

Fund 2120 – Gas Tax / Streets Maintenance

The Town was awarded \$9.3M in funding for Road Rehabilitation and Maintenance through the Budget Act of 2022 from the State of California. The funds awarded are to replace gas-tax revenues lost from the 2018 Camp Fire. During FY 2024-25, expenditures of \$2.2M are to be used for wages, supplies and contracts to maintain over 100 miles of Paradise’s Public Right of Way.

Fund 2301 – Community Development Block Grant – Disaster Recovery

Community Development Block Grant Disaster Recovery (CDBG-DR) grant funds are appropriated by Congress and allocated by HUD to rebuild disaster-impacted areas and provide crucial seed money to start the long-term recovery process. These flexible grants help cities, counties, Indian tribes, and States recover from Presidentially declared disasters, especially in low-income areas, subject to availability of supplemental appropriations. The Town has diligently sought out additional funding to provide relief from the 2018 Camp Fire. In doing so, over \$300M dollars has been secured for projects encompassing roads, housing, early warning systems, sewer project and workforce development. During FY 2024-25, the town is expected to utilize \$58.9M for such projects including \$28.6M for infrastructure and \$30M for housing projects.

Capital Improvements Program


The current Disaster Recovery and Capital Improvement Program projects total \$713M across 31 different projects through 2029. Of the \$713M in projected projects, we are still actively seeking \$288M in additional funding. The \$306M Paradise Sewer Project is the main contributor of the Capital Improve Program.

Many of the projects within the program are moving forward, or are currently in, the construction phase as the Town continues through the rebuild process. Paving projects are estimated to total 21 miles in 2024-25 with an additional 51 miles in the outgoing years. Estimated actual project costs incurred across the 31 different projects during FY 2024-25 total \$59M, with \$103M in additional project costs planned to be incurred in FY 2025-26.

## **CONCLUSION**

The Town of Paradise's Capital and Operating Budget reflects the remarkable progress made in our community's recovery and revitalization efforts. It is a testament to the dedicated community-based leadership and hardworking staff who have played a pivotal role in bringing the community to this point. Through our collective resilience, we have overcome significant challenges and demonstrated our unwavering commitment to rebuilding our community. As we embark on the 2024-25 Fiscal Year, we remain steadfast in our pursuit of a thriving Paradise, guided by collaboration, innovation, and determination.





**Personnel Structure**  
**Position Control Summary (FTE) Salary**  
**Resolution & Pay Plan**  
**FY 2024-25**



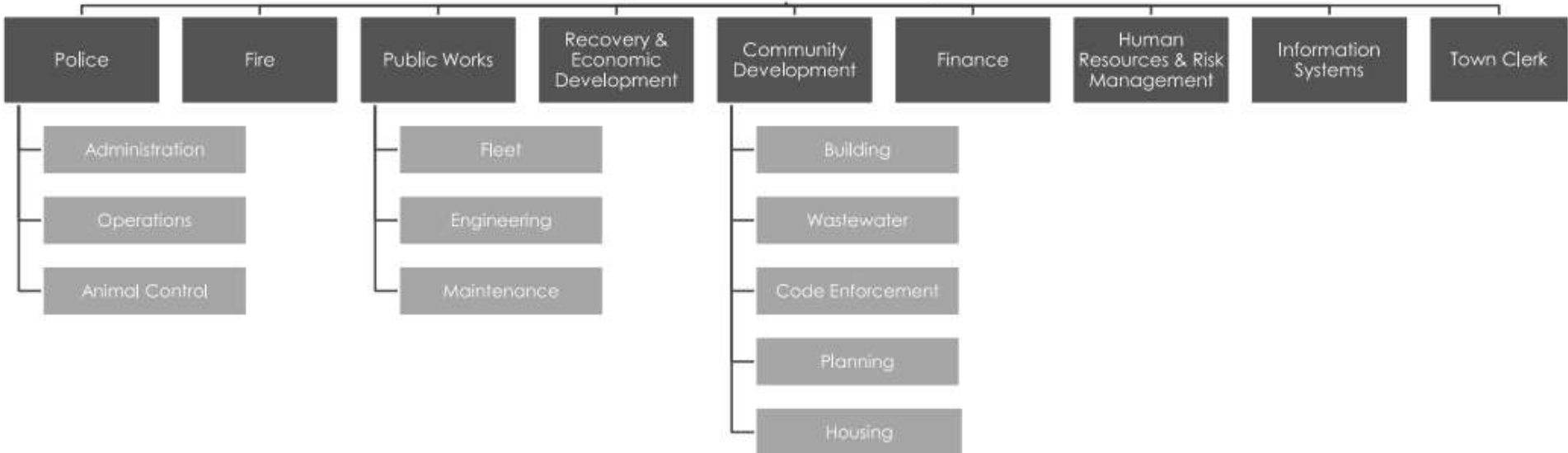
# Organization Chart

## Citizens of Paradise Town Council

Planning Commission, Successor Agency to the RDA, Measure V Oversight Committee

Town Attorney

## Town Manager



# TOWN OF PARADISE

Fiscal Year 2024/2025

## Position Control

### Employee Full Time Equivalency (FTE)

Department	Position		% to General Fund	FTE
BHS - Business and Housing Services	02.255.001	Housing Manager	0%	1
	03.245.001	Housing Program Technician	0%	0.9
	03.245.002	Housing Program Technician	0%	1
Total - 3				
CDD.CDDDB - Community Development Department/CDD Building	03.241.004	Administrative Assistant	100%	1
	10.650.001	Bldg/Onsite Inspector I - PT	0%	0.45
	03.546.001	Bldg/Onsite Permit Technician I	0%	1
	03.546.002	Bldg/Onsite Permit Technician I	0%	1
	03.546.003	Bldg/Onsite Permit Technician I	0%	1
	03.546.004	Bldg/Onsite Permit Technician I	0%	1
	03.650.001	Building Plans Examiner	0%	1
	03.640.000	Building/Onsite Inspector	0%	1
	03.640.001	Building/Onsite Inspector	0%	1
	03.640.002	Building/Onsite Inspector I	0%	0.62
	03.640.004	Building/Onsite Inspector II	0%	1
	03.641.001	Building/Onsite Inspector II	0%	0.45
	03.616.002	Code Enforcement Officer II	100%	1
	01.935.001	Community Development Director	20%	1
	03.637.001	Fire Prevention Inspector I	25%	1
	03.637.002	Fire Prevention Inspector I	25%	1
	03.638.001	Fire Prevention Inspector II	33%	1
	03.638.002	Fire Prevention Inspector II	80%	1
	03.119.003	Office Assistant	0%	1
	03.119.004	Office Assistant	0%	1
	03.119.005	Office Assistant	100%	1
	03.620.002	Sr Sup Code Enforcement Officer	100%	1
Total - 22				

# TOWN OF PARADISE

Fiscal Year 2024/2025

## Position Control

### Employee Full Time Equivalency (FTE)

Department	Position		% to General Fund	FTE
CDD.CDDP - Community Development Department/CDD Planning	03.608.001	Assistant Planner	0%	1
	00.000.053	Associate Planner	80%	1
	01.935.002	Community Development Director	15%	1
	02.608.001	Community Development Manager	37%	1
	03.609.001	Senior Planner	80%	1
	Total - 5			
EMDR.DR - Emergency Mgmt/Disaster Recovery/Disaster Recovery	03.241.003	Administrative Assistant	100%	1
	10.700.001	Emergency Operations Coordinator	100%	0.45
	03.119.002	Office Assistant	25%	1
	03.119.006	Office Assistant	100%	1
	02.800.001	Project Manager	100%	1
	01.928.001	Recovery & Economic Dev Director	100%	1
Total - 6				
FD.FDAdmin - Fire Department/Fire Administration	03.141.002	Administrative Assistant	100%	0.6
Total - 1				
FIN - Finance	02.327.001	Accountant	100%	1
	02.327.002	Accountant	100%	1
	02.328.001	Accounting Analyst	40%	0.9
	01.930.003	Finance Director/Town Treasurer	83%	1
	02.330.001	Senior Accountant	100%	1
Total - 7				
PD.PDAC - Police Department/Police Animal Control	03.716.001	Animal Control Officer	0%	0.9
	03.716.002	Animal Control Officer	0%	1
	03.720.001	Animal Control Supervisor	0%	1
	03.119.001	Office Assistant	0%	0.75

**TOWN OF PARADISE**

Fiscal Year 2024/2025

**Position Control**

**Employee Full Time Equivalency (FTE)**

Department	Position		% to General Fund	FTE
Total - 4				
PD.PDAdmin - Police Department/Police Administration				
	03.146.001	Administrative Assistant	100%	1
	01.910.001	Police Chief	100%	1
	05.741.001	Police Lieutenant	100%	1
	05.741.003	Police Lieutenant	100%	1
Total - 4				
PD.PDAuto - Police Department/Motorpool				
	03.723.001	Fleet Mechanic II	100%	1
	02.725.002	Fleet Services Supervisor	100%	0.9
Total - 2				
PD.PDComm - Police Department/Police Communications				
	03.776.001	Property & Evidence Technician	100%	1
	06.747.001	Public Safety Dispatcher	100%	1
	06.747.002	Public Safety Dispatcher	100%	1
	06.747.003	Public Safety Dispatcher	100%	1
	06.747.004	Public Safety Dispatcher	100%	1
	06.747.005	Public Safety Dispatcher	100%	1
	06.747.006	Public Safety Dispatcher	100%	1
	06.757.001	Support Services Supervisor	100%	1
Total - 8				

**TOWN OF PARADISE**

Fiscal Year 2024/2025

**Position Control**

**Employee Full Time Equivalency (FTE)**

Department	Position		% to General Fund	FTE
PD.PDO - Police Department/Police Operations				
	06.732.001	Police Officer	100%	1
	06.732.002	Police Officer	100%	1
	06.732.003	Police Officer	100%	1
	06.732.004	Police Officer	100%	
	06.732.005	Police Officer	100%	1
	06.732.006	Police Officer	100%	1
	06.732.007	Police Officer	100%	1
	06.732.008	Police Officer	100%	1
	06.732.009	Police Officer	100%	1
	06.732.010	Police Officer	100%	1
	06.732.020	Police Officer	100%	1
	10.732.002	Police Officer Trainee	100%	1
	10.732.004	Police Officer Trainee	100%	1
	06.737.001	Police Sergeant	100%	1
	06.737.002	Police Sergeant	100%	1
	06.737.003	Police Sergeant	100%	1
	06.737.004	Police Sergeant	100%	1
	06.737.005	Police Sergeant	100%	1
Total - 18				
PW.PWE - Public Works/PW Engineering				
	03.141.003	Administrative Assistant	100%	1
	02.546.001	Assistant Engineer	20%	1
	02.542.001	Capital Project Manager	20%	1
	02.542.002	Capital Project Manager	20%	1
	03.530.001	Construction Inspector II	80%	1
	01.940.001	Public Works Director/Town Engin	50%	1
	03.531.001	Senior Construction Inspector	80%	1
	03.521.001	Senior Maintenance Worker-Fac	100%	1
	02.547.001	Supervising Project Manager	20%	1
	02.547.002	Supervising Project Manager	20%	1

Total - 10

# TOWN OF PARADISE

Fiscal Year 2024/2025

## Position Control

### Employee Full Time Equivalency (FTE)

Department	Position		% to General Fund	FTE
PW.PWO - Public Works/PW Onsite				
	02.566.001	Onsite Sanitary Official	0%	1
Total - 1				
PW.PWS - Public Works/PW Streets				
	03.510.001	Maintenance Worker I	0%	1
	03.515.002	Maintenance Worker II	0%	1
	03.515.003	Maintenance Worker II	0%	1
	03.515.005	Maintenance Worker II	0%	1
	02.535.001	Public Works Manager	20%	1
	03.522.001	Public Works Supervisor	0%	1
	03.520.001	Senior Maintenance Worker	0%	1
Total - 7				
TC - Town Clerk				
	03.415.001	Deputy Town Clerk	100%	1
	01.921.001	Town Clerk/Elections Officer	100%	1
Total - 2				
TCM - Town Council				
	10.000.001	Town Council	100%	1
	10.000.002	Town Council	100%	1
	10.000.003	Town Council	100%	1
	10.000.004	Town Council	100%	1
	10.000.005	Town Council	100%	1
Total - 5				
TM - Town Manager				
	03.241.002	Administrative Assistant	100%	1
	02.276.001	Human Resources Director	100%	1
	01.955.003	Town Manager	85%	1
Total - 3				
TM.TM IT - Town Manager/IT Services				
	03.800.001	Information System Director	100%	1
	03.801.001	Information Systems TechnicianII	100%	1
Total - 2				103.92

**TOWN OF PARADISE**

Fiscal Year 2024/2025

**Position Control**

**Employee Full Time Equivalency (FTE)**

**Department**

**Position**

**% to General Fund**

**FTE**

Grand Totals Positions 110



**TOWN OF PARADISE**  
**SALARY PAY PLAN FY 2024/25**  
**AS OF JULY 1, 2024**

Head Count	Auth FTE's	Budget FTE	Position Title	Hours/Week	A Step	B Step	C Step	D Step	E Step	F Step
<b>1.00</b>	<b>1.00</b>	<b>1.00</b>	<b>MAINTENANCE WORKER I</b>							
			HOURLY	40	20.57	21.60	22.68	23.81	25.00	26.25
			BIWEEKLY	80	1,645.60	1,728.00	1,814.40	1,904.80	2,000.00	2,100.00
			MONTHLY	173	3,565.47	3,744.00	3,931.20	4,127.07	4,333.33	4,550.00
			ANNUAL	2,080	42,785.60	44,928.00	47,174.40	49,524.80	52,000.00	54,600.00
<b>1.00</b>	<b>1.00</b>	<b>1.00</b>	<b>OFFICE ASSISTANT (BUILDING)</b>							
<b>1.00</b>	<b>1.00</b>	<b>1.00</b>	<b>OFFICE ASSISTANT (CDD)</b>							
<b>1.00</b>	<b>1.00</b>	<b>1.00</b>	<b>OFFICE ASSISTANT (CODE ENFORCEMENT)</b>							
<b>1.00</b>	<b>1.00</b>	<b>1.00</b>	<b>OFFICE ASSISTANT (FIRE PREVENTION LIMITED TERM)</b>							
<b>2.00</b>	<b>2.00</b>	<b>2.00</b>	<b>OFFICE ASSISTANT (RECOVERY)</b>							
			HOURLY	40	21.10	22.16	23.27	24.43	25.65	26.93
			BIWEEKLY	80	1,688.00	1,772.80	1,861.60	1,954.40	2,052.00	2,154.40
			MONTHLY	173	3,657.33	3,841.07	4,033.47	4,234.53	4,446.00	4,667.87
			ANNUAL	2,080	43,888.00	46,092.80	48,401.60	50,814.40	53,352.00	56,014.40
<b>1.00</b>	<b>0.75</b>	<b>0.75</b>	<b>OFFICE ASSISTANT (ANIMAL CONTROL)</b>							
			HOURLY	30	21.10	22.16	23.27	24.43	25.65	26.93
			BIWEEKLY	60	1,266.00	1,329.60	1,396.20	1,465.80	1,539.00	1,615.80
			MONTHLY	130	2,743.00	2,880.80	3,025.10	3,175.90	3,334.50	3,500.90
			ANNUAL	1,560	32,916.00	34,569.60	36,301.20	38,110.80	40,014.00	42,010.80
<b>4.00</b>	<b>4.00</b>	<b>4.00</b>	<b>BUILDING/ONSITE PERMIT TECHNICIAN I</b>							
<b>3.00</b>	<b>3.00</b>	<b>3.00</b>	<b>MAINTENANCE WORKER II</b>							
			HOURLY	40	22.73	23.87	25.06	26.31	27.63	29.01
			BIWEEKLY	80	1,818.40	1,909.60	2,004.80	2,104.80	2,210.40	2,320.80
			MONTHLY	173	3,939.87	4,137.47	4,343.73	4,560.40	4,789.20	5,028.40
			ANNUAL	2,080	47,278.40	49,649.60	52,124.80	54,724.80	57,470.40	60,340.80

**TOWN OF PARADISE**  
**SALARY PAY PLAN FY 2024/25**  
**AS OF JULY 1, 2024**

Head Count	Auth FTE's	Budget FTE	Position Title	Hours/Week	A Step	B Step	C Step	D Step	E Step	F Step
<b>1.00</b>	<b>0.60</b>	<b>0.60</b>	<b>ADMINISTRATIVE ASSISTANT (FIRE)</b>							
			HOURLY	24	23.30	24.47	25.69	26.97	28.32	29.74
			BIWEEKLY	48	1,118.40	1,174.56	1,233.12	1,294.56	1,359.36	1,427.52
			MONTHLY	104	2,423.20	2,544.88	2,671.76	2,804.88	2,945.28	3,092.96
			ANNUAL	1,248	29,078.40	30,538.56	32,061.12	33,658.56	35,343.36	37,115.52
<b>1.00</b>	<b>0.90</b>	<b>0.90</b>	<b>ADMINISTRATIVE ASSISTANT (TOWN MANAGER &amp; HUMAN RESOURCES)</b>							
			HOURLY	36	23.30	24.47	25.69	26.97	28.32	29.74
			BIWEEKLY	72	1,677.60	1,761.84	1,849.68	1,941.84	2,039.04	2,141.28
			MONTHLY	156	3,634.80	3,817.32	4,007.64	4,207.32	4,417.92	4,639.44
			ANNUAL	1,872	43,617.60	45,807.84	48,091.68	50,487.84	53,015.04	55,673.28
<b>1.00</b>	<b>1.00</b>	<b>1.00</b>	<b>ADMINISTRATIVE ASSISTANT (CDD/CODE ENFORCEMENT)</b>							
<b>1.00</b>	<b>1.00</b>	<b>1.00</b>	<b>ADMINISTRATIVE ASSISTANT (POLICE)</b>							
<b>1.00</b>	<b>1.00</b>	<b>1.00</b>	<b>ADMINISTRATIVE ASSISTANT (PUBLIC WORKS)</b>							
<b>1.00</b>	<b>1.00</b>	<b>1.00</b>	<b>ADMINISTRATIVE ASSISTANT (RECOVERY)</b>							
			HOURLY	40	23.30	24.47	25.69	26.97	28.32	29.74
			BIWEEKLY	80	1,864.00	1,957.60	2,055.20	2,157.60	2,265.60	2,379.20
			MONTHLY	173	4,038.67	4,241.47	4,452.93	4,674.80	4,908.80	5,154.93
			ANNUAL	2,080	48,464.00	50,897.60	53,435.20	56,097.60	58,905.60	61,859.20
<b>2.00</b>	<b>1.90</b>	<b>1.90</b>	<b>ANIMAL CONTROL OFFICER</b>							
			HOURLY	36	23.88	25.07	26.32	27.64	29.02	30.47
			BIWEEKLY	72	1,719.36	1,805.04	1,895.04	1,990.08	2,089.44	2,193.84
			MONTHLY	156	3,725.28	3,910.92	4,105.92	4,311.84	4,527.12	4,753.32
			ANNUAL	1,872	44,703.36	46,931.04	49,271.04	51,742.08	54,325.44	57,039.84
<b>0.00</b>	<b>0.00</b>	<b>0.00</b>	<b>COMMUNITY SERVICES OFFICER</b>							
<b>1.00</b>	<b>1.00</b>	<b>1.00</b>	<b>PROPERTY &amp; EVIDENCE TECHNICIAN</b>							
			HOURLY	40	24.48	25.70	26.99	28.34	29.76	31.25
			BIWEEKLY	80	1,958.40	2,056.00	2,159.20	2,267.20	2,380.80	2,500.00
			MONTHLY	173	4,243.12	4,454.58	4,678.18	4,912.17	5,158.30	5,416.56
			ANNUAL	2,080	50,918.40	53,456.00	56,139.20	58,947.20	61,900.80	65,000.00

**TOWN OF PARADISE**  
**SALARY PAY PLAN FY 2024/25**  
**AS OF JULY 1, 2024**

Head Count	Auth FTE's	Budget FTE	Position Title	Hours/Week	A Step	B Step	C Step	D Step	E Step	F Step
0.00	0.00	0.00	<b>BUILDING/ONSITE PERMIT TECHNICIAN II</b>							
6.00	6.00	6.00	<b>PUBLIC SAFETY DISPATCHER</b>							
			HOURLY	40	25.10	26.36	27.68	29.06	30.51	32.04
			BIWEEKLY	80	2,008.00	2,108.80	2,214.40	2,324.80	2,440.80	2,563.20
			MONTHLY	173	4,350.67	4,569.07	4,797.87	5,037.07	5,288.40	5,553.60
			ANNUAL	2,080	52,208.00	54,828.80	57,574.40	60,444.80	63,460.80	66,643.20
2.00	2.00	2.00	<b>SENIOR MAINTENANCE WORKER</b>							
0.00	0.00	0.00	<b>CONSTRUCTION INSPECTOR I</b>							
			HOURLY	40	26.35	27.67	29.05	30.50	32.03	33.63
			BIWEEKLY	80	2,108.00	2,213.60	2,324.00	2,440.00	2,562.40	2,690.40
			MONTHLY	173	4,567.33	4,796.13	5,035.33	5,286.67	5,551.87	5,829.20
			ANNUAL	2,080	54,808.00	57,553.60	60,424.00	63,440.00	66,622.40	69,950.40
1.00	1.00	1.00	<b>CODE ENFORCEMENT OFFICER II</b>							
2.00	2.00	2.00	<b>FIRE PREVENTION INSPECTOR I (LIMITED TERM)</b>							
1.00	1.00	1.00	<b>FLEET MECHANIC II</b>							
			HOURLY	40	27.67	29.05	30.50	32.03	33.63	35.31
			BIWEEKLY	80	2,213.60	2,324.00	2,440.00	2,562.40	2,690.40	2,824.80
			MONTHLY	173	4,796.13	5,035.33	5,286.67	5,551.87	5,829.20	6,120.40
			ANNUAL	2,080	57,553.60	60,424.00	63,440.00	66,622.40	69,950.40	73,444.80
1.00	1.00	1.00	<b>ANIMAL CONTROL SUPERVISOR</b>							
1.00	1.00	1.00	<b>CONSTRUCTION INSPECTOR II</b>							
1.00	1.00	1.00	<b>DEPUTY TOWN CLERK</b>							
2.00	2.00	2.00	<b>HOUSING PROGRAM TECHNICIAN</b>							
			HOURLY	40	29.10	30.56	32.09	33.69	35.37	37.14
			BIWEEKLY	80	2,328.00	2,444.80	2,567.20	2,695.20	2,829.60	2,971.20
			MONTHLY	173	5,044.00	5,297.07	5,562.27	5,839.60	6,130.80	6,437.60
			ANNUAL	2,080	60,528.00	63,564.80	66,747.20	70,075.20	73,569.60	77,251.20
2.00	2.00	2.00	<b>POLICE OFFICER TRAINEE</b>							
			HOURLY		29.83	31.32	32.89	34.53	36.26	38.07

**TOWN OF PARADISE**  
**SALARY PAY PLAN FY 2024/25**  
**AS OF JULY 1, 2024**

Head Count	Auth FTE's	Budget FTE	Position Title	Hours/Week	A Step	B Step	C Step	D Step	E Step	F Step
0.00	0.00	0.00	<b>BUILDING/ONSITE INSPECTOR I (LESS THAN 1/2 TIME, PART-TIME/HOURLY)</b>							
			HOURLY		30.58	32.11	33.72	35.41	37.18	39.04
3.00	3.00	3.00	<b>BUILDING/ONSITE INSPECTOR I</b>							
2.00	2.00	2.00	<b>FIRE PREVENTION INSPECTOR II</b>							
1.00	1.00	1.00	<b>PUBLIC WORKS SUPERVISOR</b>							
			HOURLY	40	30.58	32.11	33.72	35.41	37.18	39.04
			BIWEEKLY	80	2,446.40	2,568.80	2,697.60	2,832.80	2,974.40	3,123.20
			MONTHLY	173	5,300.53	5,565.73	5,844.80	6,137.73	6,444.53	6,766.93
			ANNUAL	2,080	63,606.40	66,788.80	70,137.60	73,652.80	77,334.40	81,203.20
1.00	1.00	1.00	<b>ASSISTANT PLANNER</b>							
			HOURLY	40	31.35	32.92	34.57	36.30	38.12	40.03
			BIWEEKLY	80	2,508.00	2,633.60	2,765.60	2,904.00	3,049.60	3,202.40
			MONTHLY	173	5,434.00	5,706.13	5,992.13	6,292.00	6,607.47	6,938.53
			ANNUAL	2,080	65,208.00	68,473.60	71,905.60	75,504.00	79,289.60	83,262.40
1.00	1.00	1.00	<b>SUPPORT SERVICES SUPERVISOR</b>							
			HOURLY	40	32.13	33.74	35.43	37.20	39.06	41.01
			BIWEEKLY	80	2,570.40	2,699.20	2,834.40	2,976.00	3,124.80	3,280.80
			MONTHLY	173	5,569.20	5,848.27	6,141.20	6,448.00	6,770.40	7,108.40
			ANNUAL	2,080	66,830.40	70,179.20	73,694.40	77,376.00	81,244.80	85,300.80
2.00	2.00	2.00	<b>ACCOUNTANT</b>							
1.00	1.00	1.00	<b>INFORMATION SYSTEMS TECHNICIAN II</b>							
			HOURLY	40	32.93	34.58	36.31	38.13	40.04	42.04
			BIWEEKLY	80	2,634.40	2,766.40	2,904.80	3,050.40	3,203.20	3,363.20
			MONTHLY	173	5,707.87	5,993.87	6,293.73	6,609.20	6,940.27	7,286.93
			ANNUAL	2,080	68,494.40	71,926.40	75,524.80	79,310.40	83,283.20	87,443.20

**TOWN OF PARADISE**  
**SALARY PAY PLAN FY 2024/25**  
**AS OF JULY 1, 2024**

Head Count	Auth FTE's	Budget FTE	Position Title	Hours/Week	A Step	B Step	C Step	D Step	E Step	F Step
<b>1.00</b>	<b>0.90</b>	<b>0.90</b>	<b>ACCOUNTING ANALYST</b>							
			HOURLY	36	32.93	34.58	36.31	38.13	40.04	42.04
			BIWEEKLY	72	2,370.96	2,489.76	2,614.32	2,745.36	2,882.88	3,026.88
			MONTHLY	156	5,137.08	5,394.48	5,664.36	5,948.28	6,246.24	6,558.24
			ANNUAL	1,872	61,644.96	64,733.76	67,972.32	71,379.36	74,954.88	78,698.88
<b>1.00</b>	<b>0.45</b>	<b>0.45</b>	<b>BUILDING/ONSITE INSPECTOR II (LESS THAN HALF-TIME, PART-TIME/HOURLY)</b>							
			HOURLY	18	33.76	35.45	37.22	39.08	41.03	43.08
<b>0.00</b>	<b>0.00</b>	<b>0.00</b>	<b>FLEET SERVICES SUPERVISOR</b>							
			HOURLY	36	33.76	35.45	37.22	39.08	41.03	43.08
			BIWEEKLY	72	2,430.72	2,552.40	2,679.84	2,813.76	2,954.16	3,101.76
			MONTHLY	156	5,266.56	5,530.20	5,806.32	6,096.48	6,400.68	6,720.48
			ANNUAL	1,872	63,198.72	66,362.40	69,675.84	73,157.76	76,808.16	80,645.76
<b>1.00</b>	<b>1.00</b>	<b>1.00</b>	<b>BUILDING/ONSITE INSPECTOR II</b>							
<b>1.00</b>	<b>1.00</b>	<b>1.00</b>	<b>BUILDING PLANS EXAMINER</b>							
<b>1.00</b>	<b>1.00</b>	<b>1.00</b>	<b>SENIOR CONSTRUCTION INSPECTOR</b>							
<b>1.00</b>	<b>1.00</b>	<b>1.00</b>	<b>SENIOR SUPERVISING CODE ENFORCEMENT OFFICER</b>							
			HOURLY	40	33.76	35.45	37.22	39.08	41.03	43.08
			BIWEEKLY	80	2,700.80	2,836.00	2,977.60	3,126.40	3,282.40	3,446.40
			MONTHLY	173	5,851.73	6,144.67	6,451.47	6,773.87	7,111.87	7,467.20
			ANNUAL	2,080	70,220.80	73,736.00	77,417.60	81,286.40	85,342.40	89,606.40
<b>11.00</b>	<b>11.00</b>	<b>11.00</b>	<b>POLICE OFFICER</b>							
			HOURLY	40	34.59	36.32	38.14	40.05	42.05	44.15
			BIWEEKLY	80	2,767.20	2,905.60	3,051.20	3,204.00	3,364.00	3,532.00
			MONTHLY	173	5,995.60	6,295.47	6,610.93	6,942.00	7,288.67	7,652.67
			ANNUAL	2,080	71,947.20	75,545.60	79,331.20	83,304.00	87,464.00	91,832.00

**TOWN OF PARADISE**  
**SALARY PAY PLAN FY 2024/25**  
**AS OF JULY 1, 2024**

Head Count	Auth FTE's	Budget FTE	Position Title	Hours/Week	A Step	B Step	C Step	D Step	E Step	F Step
<b>1.00</b>	<b>1.00</b>	<b>1.00</b>	<b>Fleet Manager</b>							
			HOURLY	36	36.33	38.15	40.06	42.06	44.16	46.37
			BIWEEKLY	72	2,615.76	2,746.80	2,884.32	3,028.32	3,179.52	3,338.64
			MONTHLY	156	5,667.48	5,951.40	6,249.36	6,561.36	6,888.96	7,233.72
			ANNUAL	1,872	68,009.76	71,416.80	74,992.32	78,736.32	82,667.52	86,804.64
<b>1.00</b>	<b>1.00</b>	<b>1.00</b>	<b>SENIOR ACCOUNTANT</b>							
			HOURLY	40	36.33	38.15	40.06	42.06	44.16	46.37
			BIWEEKLY	80	2,906.40	3,052.00	3,204.80	3,364.80	3,532.80	3,709.60
			MONTHLY	173	6,297.20	6,612.67	6,943.73	7,290.40	7,654.40	8,037.47
			ANNUAL	2,080	75,566.40	79,352.00	83,324.80	87,484.80	91,852.80	96,449.60
<b>1.00</b>	<b>1.00</b>	<b>1.00</b>	<b>ASSOCIATE PLANNER</b>							
			HOURLY	40	36.33	38.15	40.06	42.06	44.16	46.37
			BIWEEKLY	80	2,906.40	3,052.00	3,204.80	3,364.80	3,532.80	3,709.60
			MONTHLY	173	6,297.20	6,612.67	6,943.73	7,290.40	7,654.40	8,037.47
			ANNUAL	2,080	75,566.40	79,352.00	83,324.80	87,484.80	91,852.80	96,449.60
<b>1.00</b>	<b>1.00</b>	<b>1.00</b>	<b>ASSISTANT ENGINEER</b>							
			HOURLY	40	38.19	40.10	42.11	44.22	46.43	48.75
			BIWEEKLY	80	3,055.20	3,208.00	3,368.80	3,537.60	3,714.40	3,900.00
			MONTHLY	173	6,619.60	6,950.67	7,299.07	7,664.80	8,047.87	8,450.00
			ANNUAL	2,080	79,435.20	83,408.00	87,588.80	91,977.60	96,574.40	101,400.00
<b>1.00</b>	<b>0.45</b>	<b>0.45</b>	<b>EMERGENCY OPERATIONS COORDINATOR (LESS THAN HALF-TIME, PART-TIME/HOURLY)</b>							
			HOURLY	18	39.14	41.10	43.16	45.32	47.59	49.97
<b>1.00</b>	<b>1.00</b>	<b>1.00</b>	<b>ONSITE SANITARY OFFICIAL</b>							
			HOURLY	40	39.14	41.10	43.16	45.32	47.59	49.97
			BIWEEKLY	80	3,131.20	3,288.00	3,452.80	3,625.60	3,807.20	3,997.60
			MONTHLY	173	6,784.27	7,124.00	7,481.07	7,855.47	8,248.93	8,661.47
			ANNUAL	2,080	81,411.20	85,488.00	89,772.80	94,265.60	98,987.20	103,937.60

**TOWN OF PARADISE**  
**SALARY PAY PLAN FY 2024/25**  
**AS OF JULY 1, 2024**

Head Count	Auth FTE's	Budget FTE	Position Title	Hours/Week	A Step	B Step	C Step	D Step	E Step	F Step
<b>1.00</b>	<b>1.00</b>	<b>1.00</b>	<b>SENIOR PLANNER</b>							
			HOURLY	40	41.12	43.18	45.34	47.61	49.99	52.49
			BIWEEKLY	80	3,289.60	3,454.40	3,627.20	3,808.80	3,999.20	4,199.20
			MONTHLY	173	7,127.47	7,484.53	7,858.93	8,252.40	8,664.93	9,098.27
			ANNUAL	2,080	85,529.60	89,814.40	94,307.20	99,028.80	103,979.20	109,179.20
<b>5.00</b>	<b>5.00</b>	<b>5.00</b>	<b>POLICE SERGEANT</b>							
			HOURLY	40	42.15	44.26	46.47	48.79	51.23	53.79
			BIWEEKLY	80	3,372.00	3,540.80	3,717.60	3,903.20	4,098.40	4,303.20
			MONTHLY	173	7,306.00	7,671.73	8,054.80	8,456.93	8,879.87	9,323.60
			ANNUAL	2,080	87,672.00	92,060.80	96,657.60	101,483.20	106,558.40	111,883.20
<b>1.00</b>	<b>1.00</b>	<b>1.00</b>	<b>HOUSING PROGRAM MANAGER</b>							
<b>1.00</b>	<b>1.00</b>	<b>1.00</b>	<b>PUBLIC WORKS MANAGER</b>							
			HOURLY	40	43.21	45.37	47.64	50.02	52.52	55.15
			BIWEEKLY	80	3,456.80	3,629.60	3,811.20	4,001.60	4,201.60	4,412.00
			MONTHLY	173	7,489.73	7,864.13	8,257.60	8,670.13	9,103.47	9,559.33
			ANNUAL	2,080	89,876.80	94,369.60	99,091.20	104,041.60	109,241.60	114,712.00
<b>2.00</b>	<b>2.00</b>	<b>2.00</b>	<b>CAPITAL PROJECTS MANAGER</b>							
<b>1.00</b>	<b>1.00</b>	<b>1.00</b>	<b>PROJECT MANAGER (RECOVERY)</b>							
			HOURLY	40	44.27	46.48	48.80	51.24	53.80	56.49
			BIWEEKLY	80	3,541.60	3,718.40	3,904.00	4,099.20	4,304.00	4,519.20
			MONTHLY	173	7,673.47	8,056.53	8,458.67	8,881.60	9,325.33	9,791.60
			ANNUAL	2,080	92,081.60	96,678.40	101,504.00	106,579.20	111,904.00	117,499.20
<b>1.00</b>	<b>1.00</b>	<b>1.00</b>	<b>COMMUNITY DEVELOPMENT MANAGER</b>							
			HOURLY	40	47.68	50.06	52.56	55.19	57.95	60.85
			BIWEEKLY	80	3,814.40	4,004.80	4,204.80	4,415.20	4,636.00	4,868.00
			MONTHLY	173	8,264.53	8,677.07	9,110.40	9,566.27	10,044.67	10,547.33
			ANNUAL	2,080	99,174.40	104,124.80	109,324.80	114,795.20	120,536.00	126,568.00

**TOWN OF PARADISE**  
**SALARY PAY PLAN FY 2024/25**  
**AS OF JULY 1, 2024**

Head Count	Auth FTE's	Budget FTE	Position Title	Hours/Week	A Step	B Step	C Step	D Step	E Step	F Step
2.00	2.00	2.00	<b>POLICE LIEUTENANT</b>							
2.00	2.00	2.00	<b>SUPERVISING PROJECT MANAGER</b>							
			HOURLY	40	51.36	53.93	56.63	59.46	62.43	65.55
			BIWEEKLY	80	4,108.80	4,314.40	4,530.40	4,756.80	4,994.40	5,244.00
			MONTHLY	173	8,902.40	9,347.87	9,815.87	10,306.40	10,821.20	11,362.00
			ANNUAL	2,080	106,828.80	112,174.40	117,790.40	123,676.80	129,854.40	136,344.00
1.00	1.00	1.00	<b>HUMAN RESOURCES &amp; RISK MANAGEMENT DIRECTOR</b>							
1.00	1.00	1.00	<b>INFORMATION SYSTEMS DIRECTOR</b>							
1.00	1.00	1.00	<b>TOWN CLERK / ELECTIONS OFFICIAL</b>							
			HOURLY	40	58.09	60.99	64.04	67.24	70.60	74.13
			BIWEEKLY	80	4,647.20	4,879.20	5,123.20	5,379.20	5,648.00	5,930.40
			MONTHLY	173	10,068.74	10,571.40	11,100.05	11,654.71	12,237.10	12,848.95
			ANNUAL	2,080	120,827.20	126,859.20	133,203.20	139,859.20	146,848.00	154,190.40
1.00	1.00	1.00	<b>COMMUNITY DEVELOPMENT DIRECTOR - BUILDING &amp; CODE ENFORCEMENT</b>							
1.00	1.00	1.00	<b>COMMUNITY DEVELOPMENT DIRECTOR - PLANNING &amp; WASTEWATER</b>							
1.00	1.00	1.00	<b>FINANCE DIRECTOR/TOWN TREASURER</b>							
1.00	1.00	1.00	<b>RECOVERY &amp; ECONOMIC DEVELOPMENT DIRECTOR</b>							
			HOURLY	40	64.12	67.33	70.70	74.24	77.95	81.85
			BIWEEKLY	80	5,129.60	5,386.40	5,656.00	5,939.20	6,236.00	6,548.00
			MONTHLY	173	11,114.13	11,670.53	12,254.67	12,868.27	13,511.33	14,187.33
			ANNUAL	2,080	133,369.60	140,046.40	147,056.00	154,419.20	162,136.00	170,248.00
1.00	1.00	1.00	<b>POLICE CHIEF</b>							
1.00	1.00	1.00	<b>PUBLIC WORKS DIRECTOR/TOWN ENGINEER</b>							
			HOURLY	40	65.74	69.03	72.48	76.10	79.91	83.91
			BIWEEKLY	80	5,259.20	5,522.40	5,798.40	6,088.00	6,392.80	6,712.80
			MONTHLY	173	11,394.71	11,964.97	12,562.96	13,190.41	13,850.80	14,544.12
			ANNUAL	2,080	136,739.20	143,582.40	150,758.40	158,288.00	166,212.80	174,532.80



**TOWN OF PARADISE**  
**SALARY PAY PLAN FY 2024/25**  
**AS OF JULY 1, 2024**

Head Count	Auth FTE's	Budget FTE	Position Title	Hours/Week	A Step	B Step	C Step	D Step	E Step	F Step
1.00	1.00	1.00	<b>TOWN MANAGER</b>							
			HOURLY	40	78.14	82.05	86.15	90.46	94.98	99.73
			BIWEEKLY	80	6,251.20	6,564.00	6,892.00	7,236.80	7,598.40	7,978.40
			MONTHLY	173	13,544.01	14,221.73	14,932.38	15,679.43	16,462.88	17,286.20
			ANNUAL	2,080	162,531.20	170,664.00	179,192.00	188,156.80	197,558.40	207,438.40
<b>103.00</b>	<b>100.95</b>	<b>100.95</b>	<u><u>FTE's</u></u>							

# Town of Paradise

## 2024/25 Operating and Capital Budget

### Organizational Structure Modifications

---

- Community Development Department – Building/Code Enforcement/Planning/Onsite/Housing
  - New position:
    - Community Development Manager
    - Closing CDD Permit Coordinator position
  
- Public Works/Engineering
  - Reclassification:
    - Fleet Services Supervisor to Fleet Manager

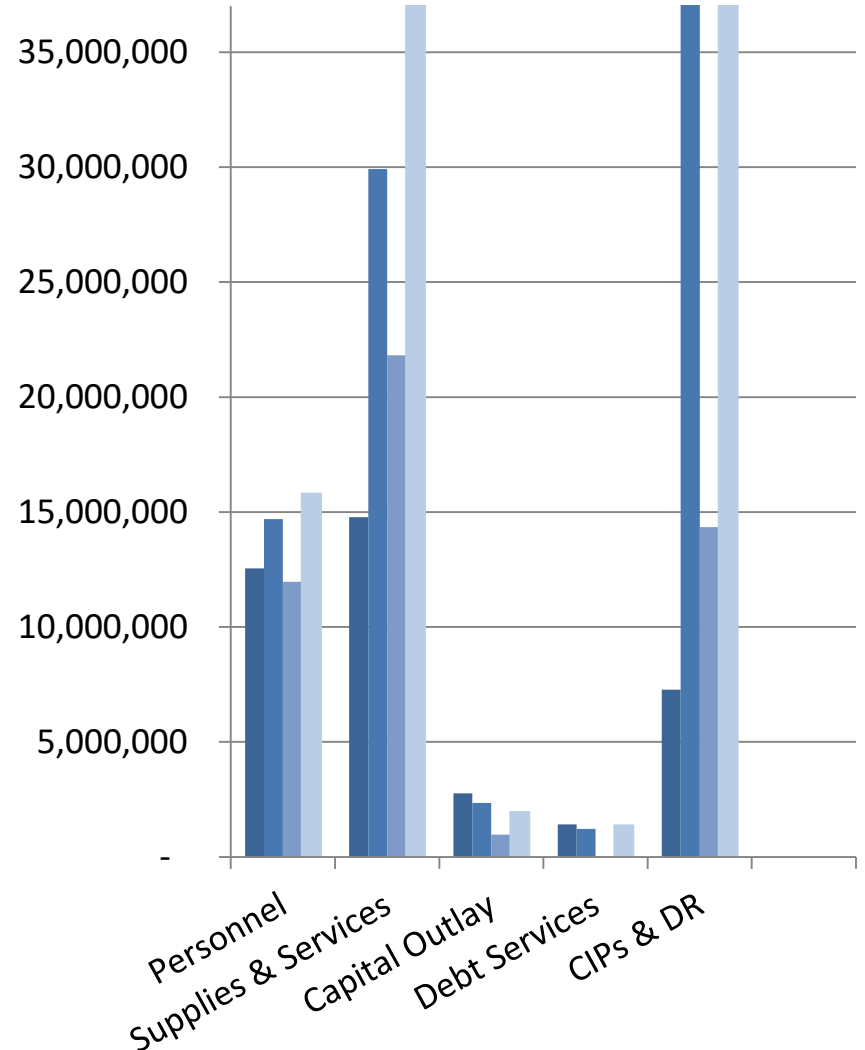
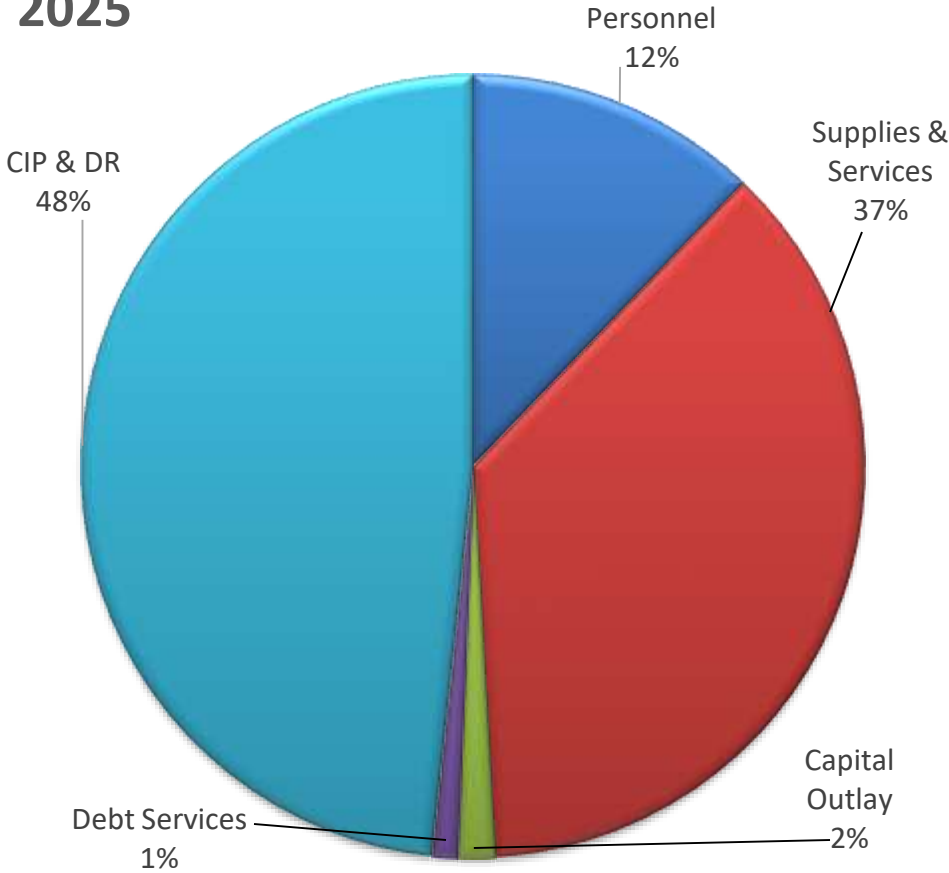
A large, light gray watermark of the Town of Paradise logo is centered on the page. The logo features a mountain range silhouette, a five-pointed star, and the text 'TOWN OF Paradise CALIFORNIA INC. 1979'.

**All Funds  
Expenditures & Revenues**

**FY 2024-25**

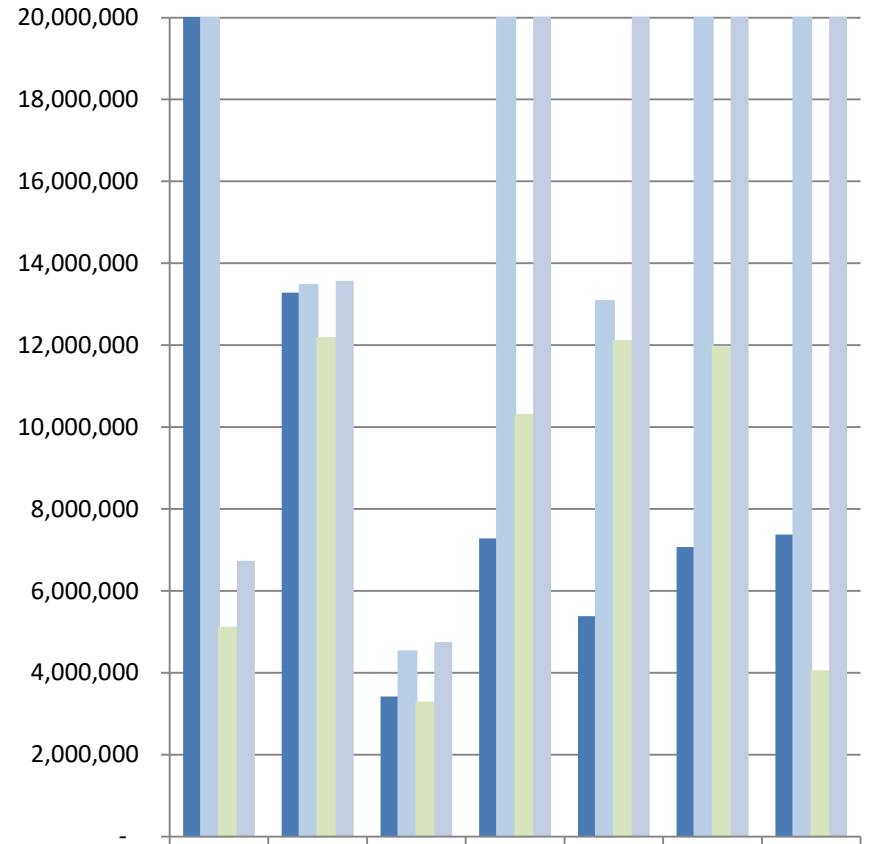
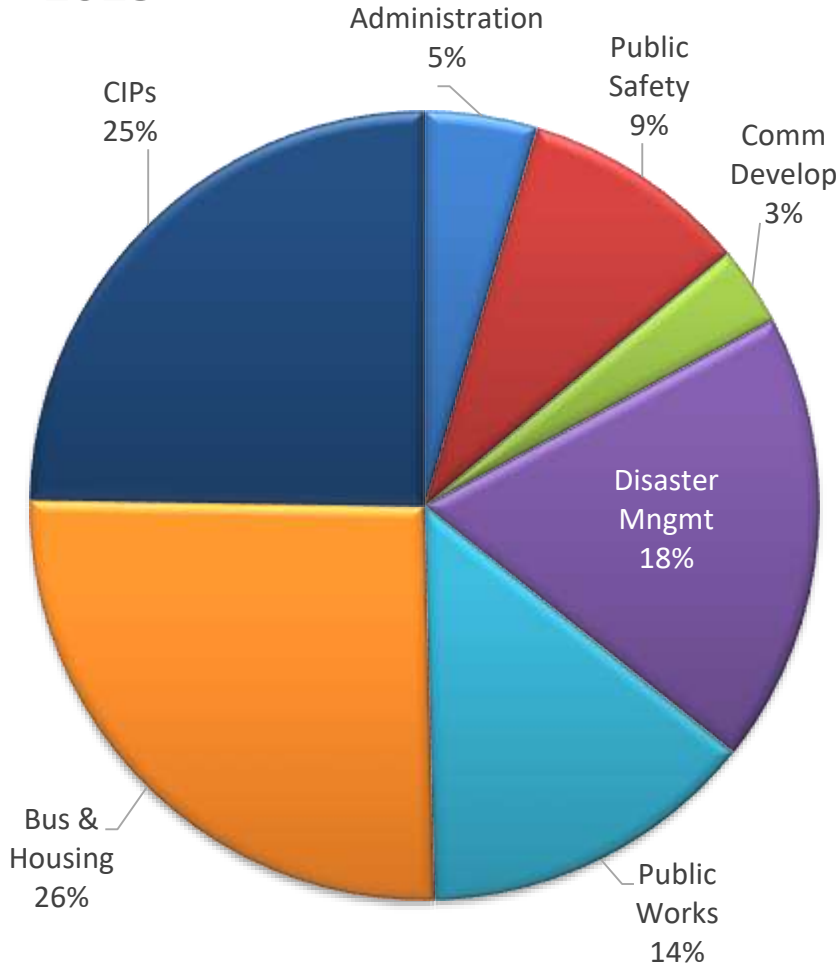
# All Governmental Funds Appropriations by Use

2025



# All Governmental Funds Appropriations by Function

2025



■ 2023 Actual Amount      ■ 2024 Amended Budget  
■ 2024 Actual Amount      ■ 2025 Department Requested

**TOWN OF PARADISE**

Fiscal Year 2023/24

**Summary of Expenditures and Revenues**

Fund	Description	Fund Balance 7/1/2023	YTD 2024 Actual Revenues	YTD 2024 Actual Expenses	YTD 2024 Transfers IN	YTD 2024 Transfers OUT	Fund Balance 6/30/2024
<b>GOVERNMENTAL FUNDS</b>							
1010	General Fund without Measure "V"	\$4,544,714	\$7,916,573	\$17,750,690	\$7,839,360	-\$783,181	\$1,766,777
1010	Measure "V"	\$705,503	\$816,963	\$633,775	\$0	\$0	\$888,691
7700	Paradise Recovery & Operations	\$195,471,078	\$7,161,712	\$70,378	-\$51,639,419	\$0	\$150,922,992
7701	Pro Recovery	\$0	\$0	\$0	\$21,900,000	\$0	\$21,900,000
7702	Pro Emergency Reserve	\$0	\$0	\$0	\$21,900,000	\$0	\$21,900,000
<b>1010</b>	<b>GENERAL FUND</b>	<b>\$200,721,295</b>	<b>\$15,895,248</b>	<b>\$18,454,843</b>	<b>-\$59</b>	<b>-\$783,181</b>	<b>\$197,378,461</b>

**SPECIAL REVENUE FUNDS**

**Administration**

2150	Special Projects Fund	\$255,359	\$0	\$0	\$0	\$0	\$255,359
7615	Asset Replacement and Repairs	\$205,033	\$21,811	\$0	\$0	\$0	\$226,843
7627	Tech Equipment Replacement Fund	\$463,212	\$288,584	\$0	\$0	\$0	\$751,796
2080	Code Enforcement Reimbursement	\$0	\$2,571	\$0	\$0	\$0	\$2,571
<b>Total Special Revenue Administration Funds</b>		<b>\$923,604</b>	<b>\$312,965</b>	<b>\$0</b>	<b>\$0</b>	<b>\$0</b>	<b>\$1,236,569</b>

# TOWN OF PARADISE

Fiscal Year 2023/24

## Summary of Expenditures and Revenues

Fund	Description	Fund Balance 7/1/2023	YTD 2024 Actual Revenues	YTD 2024 Actual Expenses	YTD 2024 Transfers IN	YTD 2024 Transfers OUT	Fund Balance 6/30/2024
<b>Business and Housing Services</b>							
2160	BHS - Economic Development	-\$412,916	\$1,905	\$368,043	\$3,295	\$0	-\$775,760
2161	BHS - HUD Revolving Loan Fund	\$16,615	\$4,780	\$4,387	\$0	\$0	\$17,007
2162	BHS - HOME Loan Fund	\$2,161,730	\$157,818	\$8,027	\$0	\$0	\$2,311,521
2163	BHS - Cal Home Loan Fund	\$1,279,987	\$315,519	\$161,487	\$0	\$0	\$1,434,019
2721	PLHA - Perm Local Housing Alloc	\$0	\$210,000	\$276,198	\$0	\$0	-\$66,198
2300	BHS - CDBG 2019 Covid Response	\$0	\$0	\$1,858	\$0	\$0	-\$1,858
2315	BHS - 2015 CDBG	-\$5,177	\$0	\$0	\$0	\$0	-\$5,177
2316	BHS - 2016 CDBG	-\$108	\$0	\$0	\$0	\$0	-\$108
2317	BHS - 2017 CDBG	-\$13,223	\$0	\$0	\$0	\$0	-\$13,223
2318	BHS - 2018 CDBG	-\$1	\$0	\$0	\$0	\$0	-\$1
2320	BHS - 2020 CDBG	\$2,742	\$872	\$0	\$0	\$0	\$3,614
2321	BHS - 2021 CDBG	\$76	\$24,815	\$0	\$0	\$0	\$24,891
2322	BHS - 2022 CDBG	\$17,420	\$1,053	\$0	\$0	\$0	\$18,473
2323	BHS 2023 CDBG Comm Dev Block Grn	\$0	\$19,243	\$13,403	\$0	\$0	\$5,840
2413	BHS 2013 CalHome Grant	\$40,362	\$0	\$0	\$0	\$0	\$40,362
2420	BHS - 2020 Cal Home DA Grant	-\$2,629,117	\$0	\$3,644,349	\$0	\$0	-\$6,273,466
2614	BHS 2014 HOME Grant	\$9,149	\$0	\$0	\$0	\$0	\$9,149
2700	SB-2 Building Homes and Jobs	-\$3,104	\$49,307	\$26,182	\$0	\$0	\$20,021
2923	Town of Paradise Housing Revolving Loan Fund	\$170,262	\$29,623	\$42,863	\$0	\$0	\$157,022
<b>Total Special Revenue Business &amp; Housing Funds</b>		<b>\$634,695</b>	<b>\$814,934</b>	<b>\$4,546,797</b>	<b>\$3,295</b>	<b>\$0</b>	<b>-\$3,093,874</b>
<b>Community Development</b>							
2030	Building Safety & Waste Water Services	\$4,882,017	\$2,583,651	\$2,637,439	\$319	\$0	\$4,828,548
2215	Abandoned Vehicle Abatement (AVA)	\$94,748	\$0	\$611	\$0	\$0	\$94,137
7623	Tree Replacement in Lieu Fund	\$255	\$0	\$0	\$0	\$0	\$255
7624	SMIP-Strong Motion Impl Prog	\$8,137	\$9,312	\$0	\$0	\$0	\$17,449
7628	General Plan Update Fund	\$2,027,296	\$236,168	\$6,745	\$0	\$0	\$2,256,720
7640	Disability Access and Education	\$3,837	\$1,648	\$0	\$0	\$0	\$5,485
<b>Total Special Revenue Community Development Funds</b>		<b>\$7,016,291</b>	<b>\$2,830,779</b>	<b>\$2,644,794</b>	<b>\$319</b>	<b>\$0</b>	<b>\$7,202,595</b>

# TOWN OF PARADISE

Fiscal Year 2023/24

## Summary of Expenditures and Revenues

Fund	Description	Fund Balance 7/1/2023	YTD 2024 Actual Revenues	YTD 2024 Actual Expenses	YTD 2024 Transfers IN	YTD 2024 Transfers OUT	Fund Balance 6/30/2024
<b>Disaster Management and Recovery</b>							
2090	Camp Fire Recovery	-\$3,354,503	\$3,303,682	\$4,689,404	\$0	\$0	-\$4,740,224
2095	COVID-19	\$824,163	\$0	\$110,761	\$0	\$0	\$713,402
7815	General Miscellaneous Donations	-\$8,436	\$100	\$0	\$0	\$0	-\$8,336
<b>Total Disaster Management and Recovery Funds</b>		<b>-\$2,538,775</b>	<b>\$3,303,782</b>	<b>\$4,800,165</b>	<b>\$0</b>	<b>\$0</b>	<b>-\$4,035,158</b>
<b>Public Safety</b>							
2070	Animal Control Fund	\$112,482	\$118,839	\$343,308	\$0	\$0	-\$111,987
2140	Traffic Safety Fines & Fees	\$2,072	\$1,108	\$0	\$0	\$0	\$3,179
2202	Office of Traffic Safety Police	\$0	\$5,000	\$50,057	\$0	\$0	-\$45,057
2204	State SLESF Fund	\$40,116	\$188,395	\$0	\$0	\$0	\$228,511
2206	AB 109 Fund	\$17,415	\$0	\$0	\$0	\$0	\$17,415
2240	Asset Seizure Fund	\$4,636	\$0	\$0	\$0	\$0	\$4,636
2540	95 DIF Impact Fee Police Facilities	\$30,382	\$1,025	\$0	\$0	\$0	\$31,407
2550	95 DIF Impact Fee Fire Facilities	\$43,396	\$860	\$0	\$0	\$0	\$44,257
7626	Traffic Safety Impound Fund	\$64,894	\$8,999	\$4,731	\$0	\$0	\$69,163
7808	Canine Protection Unit Donation Fund	\$14,280	\$5,017	\$3,358	\$0	\$0	\$15,939
7810	Fire Miscellaneous Donation Fund	\$15,083	\$0	\$0	\$0	\$0	\$15,083
7811	Animal Control Misc Donation Fund	\$55,907	\$5,265	\$0	\$0	\$0	\$61,171
7813	Police Misc Donation Fund	\$13,545	\$0	\$0	\$0	\$0	\$13,545
7625	PD Property Room Proceeds	-\$1,302	\$0	\$0	\$0	\$0	-\$1,302
<b>Total Special Revenue Public Safety Funds</b>		<b>\$412,906</b>	<b>\$334,507</b>	<b>\$401,453</b>	<b>\$0</b>	<b>\$0</b>	<b>\$345,960</b>



**TOWN OF PARADISE**

Fiscal Year 2023/24

**Summary of Expenditures and Revenues**

<b>Fund</b>	<b>Description</b>	<b>Fund Balance 7/1/2023</b>	<b>YTD 2024 Actual Revenues</b>	<b>YTD 2024 Actual Expenses</b>	<b>YTD 2024 Transfers IN</b>	<b>YTD 2024 Transfers OUT</b>	<b>Fund Balance 6/30/2024</b>
<b>Public Works</b>							
2120	Gas Tax	\$944,944	\$444,186	\$1,354,441	\$1,325	\$0	\$36,013
2505	Memorial Trailway Fund	\$3,512	\$0	\$0	\$0	\$0	\$3,512
2510	95 DIF Impact Fee Road Improvements	\$719,045	\$9,043	\$0	\$0	\$0	\$728,088
2520	95 DIF Impact Fee Signal Improvements	\$82,177	\$611	\$0	\$0	\$0	\$82,788
2521	Impact Fees for Signal Along SR 191 (Clark)	\$6,345	\$0	\$0	\$0	\$0	\$6,345
2551	Drainage Impact Fees	\$594,226	\$61,464	\$100,949	\$0	\$0	\$554,740
5900	Transit Fund	\$0	\$1,080	\$1,121	\$0	\$0	-\$41
7629	Hydrant Maintenance Fund	\$140,095	\$0	\$1,036	\$0	\$0	\$139,059
<b>Total Special Revenue Public Works Funds</b>		<b>\$2,490,344</b>	<b>\$516,384</b>	<b>\$1,457,548</b>	<b>\$1,325</b>	<b>\$0</b>	<b>\$1,550,504</b>
<b>Total Special Revenue Funds</b>		<b>\$8,939,065</b>	<b>\$8,113,351</b>	<b>\$13,850,758</b>	<b>\$4,939</b>	<b>\$0</b>	<b>\$3,206,597</b>

# TOWN OF PARADISE

Fiscal Year 2023/24

## Summary of Expenditures and Revenues

Fund	Description	Fund Balance 7/1/2023	YTD 2024 Actual Revenues	YTD 2024 Actual Expenses	YTD 2024 Transfers IN	YTD 2024 Transfers OUT	Fund Balance 6/30/2024
<b>CAPITAL AND DISASTER RECOVERY PROJECT FUNDS</b>							
2100	Capital Improvement Projects Fund	\$1,280	\$0	\$59,028	\$0	\$0	-\$57,749
2105	Disaster Recovery Projects Fund	\$4,774	\$72,891	\$197,363	\$118,229	\$0	-\$1,469
2110	Transportation Fund	-\$198,116	\$268,673	\$358,673	\$0	\$0	-\$288,116
2112	Federal Congestigation Management Air Quality	-\$8,574	\$320,711	\$324,362	\$0	\$0	-\$12,225
2130	State Water Board	\$0	\$134,640	\$131,443	\$0	\$0	\$3,197
2132	HSIP - Highway Safety Improvement Program	-\$1	\$22,723	\$23,927	\$0	\$0	-\$1,205
2133	Active Transportation Program	\$19,292	\$339,127	\$312,353	\$59	\$0	\$46,125
2135	FEMA Reimbursement Fund SAFER	\$370,720	\$157,693	\$525,611	\$0	\$0	\$2,802
2136	FEMA Grants FHMG	\$0	\$285,731	\$476,918	\$0	\$0	-\$191,187
2137	Economic Development Admin (EDA)	\$0	\$74,033	\$74,033	\$0	\$0	\$0
2138	USDA Fund	\$0	\$239,973	\$159,540	\$0	\$0	\$80,432
2139	Federal-Aid Highway Act (FHWA)	\$0	\$3,341,643	\$3,346,411	\$0	\$0	-\$4,768
2280	North Valley Foundation/Butte Strong	\$141,115	\$0	\$0	\$0	\$0	\$141,115
2298	Grants Misc. Federal One Time	\$0	\$0	\$608	\$0	\$0	\$0
2299	Grants Misc. One Time	\$75,500	\$326,833	\$212,116	\$0	\$0	\$190,218
2301	CDBG-DR	-\$3,665,494	\$7,048,294	\$11,631,871	\$0	\$0	-\$8,249,071
2297	Grants Miscellaneous State	\$15,000	\$0	\$0	\$0	\$0	\$15,000
4221	WDAD Assessment Dist Debt Svc	\$0	-\$3,186	\$0	\$0	\$0	-\$3,186
8600	General Fixed Assets	\$58,477,065	\$0	\$0	\$0	\$0	\$58,477,065
9610	General Long Term Debt	-\$24,275,920	\$0	\$0	\$0	\$0	-\$24,275,920
<b>Total Capital Project Funds</b>		<b>\$30,956,640</b>	<b>\$12,629,779</b>	<b>\$17,834,257</b>	<b>\$118,288</b>	<b>\$0</b>	<b>\$25,871,059</b>

**TOWN OF PARADISE**

Fiscal Year 2023/24

**Summary of Expenditures and Revenues**

Fund	Description	Fund Balance 7/1/2023	YTD 2024 Actual Revenues	YTD 2024 Actual Expenses	YTD 2024 Transfers IN	YTD 2024 Transfers OUT	Fund Balance 6/30/2024
<b>FIDUCIARY FUNDS</b>							
<b>OTHER EMPLOYEE BENEFIT TRUST FUND</b>							
7611	GASB 45 Retiree Medical Trust	\$281,643	\$0	-\$26,803	\$0	\$0	\$308,446
	<b>Total Other Employee Benefit Trust Funds</b>	<b>\$281,643</b>	<b>\$0</b>	<b>-\$26,803</b>	<b>\$0</b>	<b>\$0</b>	<b>\$308,446</b>
<b>PRIVATE-PURPOSE TRUST FUNDS</b>							
7610	Town of Paradise General Trust	\$7	\$0	\$0	\$0	\$0	\$7
7621	Employee Bank	\$1,706	\$0	\$0	\$0	\$0	\$1,706
7635	PD Found Money	\$9,055	-\$405	\$0	\$0	\$0	\$8,650
7805	VIPS (Volunteers in Police Service)	\$10,255	\$8,660	\$15,507	\$0	\$0	\$3,408
	<b>Total Private-Purpose Trust Funds</b>	<b>\$21,023</b>	<b>\$8,255</b>	<b>\$15,507</b>	<b>\$0</b>	<b>\$0</b>	<b>\$13,771</b>
<b>Total Town of Paradise Budget</b>		<b>\$240,919,666</b>	<b>\$36,646,634</b>	<b>\$50,128,561</b>	<b>\$123,168</b>	<b>-\$783,181</b>	<b>\$226,778,334</b>
<b>SUCCESSOR AGENCY TO PARADISE REDEVELOPMENT AGENCY FUNDS</b>							
2924	RDA Obligation Retirement Fund	\$0	\$23,240	\$23,240	\$0	\$0	\$0
7650	Successor Agency to RDA NH	-\$6,659,309	\$108,174	\$10,870	\$23,240	\$0	-\$6,538,766
	<b>Total Successor Agency to Paradise RDA</b>	<b>-\$6,659,309</b>	<b>\$131,414</b>	<b>\$34,110</b>	<b>\$23,240</b>	<b>\$0</b>	<b>-\$6,538,766</b>

**TOWN OF PARADISE**

Fiscal Year 2024/25

**Summary of Expenditures and Revenues**

Fund	Description	Fund Balance 7/1/2024	Budgeted Revenues	Budgeted Expenses	Budgeted Transfers IN	Budgeted Transfers OUT	Fund Balance 6/30/2025
<b>GOVERNMENTAL FUNDS</b>							
1010	General Fund without Measure "V"	\$1,766,777	\$8,036,611	\$21,057,053	\$12,548,772	\$967,270	\$2,262,377
1010	Measure "V"	\$888,691	\$1,400,000	\$1,895,600	\$0	\$0	\$393,091
7700	PG&E Settlement Fund	\$150,922,992	\$2,560,000	\$68,000	-\$12,902,643	\$0	\$140,512,349
7701	Pro Recovery	\$21,900,000	\$320,000	\$1,708,500	\$0	\$0	\$20,511,500
7702	Pro Emergency Reserve	\$21,900,000	\$320,000	\$8,500	\$0	\$0	\$22,211,500
<b>1010</b>	<b>GENERAL FUND</b>	<b>\$197,378,461</b>	<b>\$12,636,611</b>	<b>\$24,737,653</b>	<b>-\$353,871</b>	<b>\$967,270</b>	<b>\$185,890,818</b>

**SPECIAL REVENUE FUNDS**

**Administration**

2150	Special Projects Fund	\$255,359	\$0	\$0	\$0	\$0	\$255,359
7615	Asset Replacement and Repairs	\$226,843	\$0	\$0	\$0	\$0	\$226,843
7627	Tech Equipment Replacement Fund	\$751,796	\$280,000	\$224,000	\$0	-\$51,400	\$756,396
<b>Total Special Revenue Administration Funds</b>		<b>\$1,233,998</b>	<b>\$280,000</b>	<b>\$224,000</b>	<b>\$0</b>	<b>-\$51,400</b>	<b>\$1,238,598</b>

**TOWN OF PARADISE**

Fiscal Year 2024/25

**Summary of Expenditures and Revenues**

<b>Fund</b>	<b>Description</b>	<b>Fund Balance 7/1/2024</b>	<b>Budgeted Revenues</b>	<b>Budgeted Expenses</b>	<b>Budgeted Transfers IN</b>	<b>Budgeted Transfers OUT</b>	<b>Fund Balance 6/30/2025</b>
<b>Business and Housing Services</b>							
2160	BHS - Economic Development	-\$775,760	\$0	\$0	\$0	\$0	-\$775,760
2161	BHS - HUD Revolving Loan Fund	\$17,007	\$0	\$0	\$0	\$0	\$17,007
2162	BHS - HOME Loan Fund	\$2,311,521	\$791,461	\$773,404	\$0	-\$18,057	\$2,311,521
2163	BHS - Cal Home Loan Fund	\$1,434,019	\$660,020	\$644,973	\$0	-\$15,047	\$1,434,019
2300	BHS - CDBG 2019 Covid Response	-\$1,858	\$194,860	\$194,860	\$0	\$0	-\$1,858
2315	BHS - 2015 CDBG	-\$5,177	\$0	\$0	\$0	\$0	-\$5,177
2316	BHS - 2016 CDBG	-\$108	\$0	\$0	\$0	\$0	-\$108
2317	BHS - 2017 CDBG	-\$13,223	\$0	\$0	\$0	\$0	-\$13,223
2318	BHS - 2018 CDBG	-\$1	\$0	\$0	\$0	\$0	-\$1
2320	BHS - 2020 CDBG	\$3,614	\$22,094	\$17,580	\$0	-\$4,514	\$3,614
2321	BHS - 2021 CDBG	\$24,891	\$0	\$0	\$0	\$0	\$24,891
2322	BHS - 2022 CDBG	\$18,473	\$12,899	\$0	\$0	\$0	\$31,372
2323	BHS 2023 CDBG Comm Dev Block Grn	\$5,840	\$114,455	\$97,903	\$0	-\$16,552	\$5,840
2324	BHS 2024 CDBG Comm Dev Block Grn	\$0	\$124,924	\$87,624	\$0	-\$6,019	\$31,281
2413	BHS 2013 CalHome Grant	\$40,362	\$0	\$0	\$0	\$0	\$40,362
2420	BHS - 2020 Cal Home DA Grant	-\$6,273,466	\$4,314,285	\$4,231,521	\$0	-\$82,764	-\$6,273,466
2614	BHS 2014 HOME Grant	\$9,149	\$0	\$0	\$0	\$0	\$9,149
2620	BHS 2021 Home Grant (5yrs)	\$0	\$726,682	\$719,159	\$0	-\$7,523	\$0
2700	SB-2 Building Homes and Jobs	\$20,021	\$0	\$0	\$0	\$0	\$20,021
2721	PLHA - Perm Local Housing Alloc	-\$66,198	\$170,000	\$170,000	\$0	\$0	-\$66,198
2923	Town of Paradise Housing Revolving Loan Fund	\$157,022	\$0	\$29,623	\$0	\$0	\$127,399
<b>Total Special Revenue Business &amp; Housing Funds</b>		<b>-\$3,093,874</b>	<b>\$7,131,680</b>	<b>\$6,966,647</b>	<b>\$0</b>	<b>-\$150,476</b>	<b>-\$3,079,317</b>

**TOWN OF PARADISE**

Fiscal Year 2024/25

**Summary of Expenditures and Revenues**

<b>Fund</b>	<b>Description</b>	<b>Fund Balance 7/1/2024</b>	<b>Budgeted Revenues</b>	<b>Budgeted Expenses</b>	<b>Budgeted Transfers IN</b>	<b>Budgeted Transfers OUT</b>	<b>Fund Balance 6/30/2025</b>
<b>Community Development</b>							
2030	Building Safety & Waste Water Services	\$4,828,548	\$2,739,873	\$3,121,414	\$0	-\$323,623	\$4,123,384
2215	Abandoned Vehicle Abatement (AVA)	\$94,137	\$1,000	\$21,620	\$0	\$0	\$73,517
7623	Tree Replacement in Lieu Fund	\$255	\$0	\$0	\$0	\$0	\$255
7624	SMIP-Strong Motion Impl Prog	\$17,449	\$2,000	\$0	\$0	\$0	\$19,449
7628	General Plan Update Fund	\$2,256,720	\$250,000	\$800,000	\$0	\$0	\$1,706,720
7640	Disability Access and Education	\$5,485	\$1,400	\$1,400	\$0	\$0	\$5,485
<b>Total Special Revenue Community Development Funds</b>		<b>\$7,202,595</b>	<b>\$2,994,273</b>	<b>\$3,944,434</b>	<b>\$0</b>	<b>-\$323,623</b>	<b>\$5,928,811</b>
<b>Disaster Management and Recovery</b>							
2090	Camp Fire Recovery	-\$4,740,224	\$8,639,189	\$8,652,399	\$13,210	\$0	-\$4,740,224
2095	COVID-19	\$713,402	\$0	\$463,126	\$0	\$0	\$250,276
7815	General Miscellaneous Donations	-\$8,336	\$0	\$0	\$0	\$0	-\$8,336
<b>Total Disaster Management and Recovery Funds</b>		<b>-\$4,035,158</b>	<b>\$8,639,189</b>	<b>\$9,115,525</b>	<b>\$13,210</b>	<b>\$0</b>	<b>-\$4,498,284</b>

**TOWN OF PARADISE**

Fiscal Year 2024/25

**Summary of Expenditures and Revenues**

<b>Fund</b>	<b>Description</b>	<b>Fund Balance 7/1/2024</b>	<b>Budgeted Revenues</b>	<b>Budgeted Expenses</b>	<b>Budgeted Transfers IN</b>	<b>Budgeted Transfers OUT</b>	<b>Fund Balance 6/30/2025</b>
<b>Public Safety</b>							
2070	Animal Control Fund	-\$111,987	\$163,921	\$433,827	\$340,661	-\$70,755	-\$111,987
2140	Traffic Safety Fines & Fees	\$3,179	\$9,900	\$9,900	\$0	\$0	\$3,179
2202	Office of Traffic Safety Police	-\$45,057	\$5,900	\$5,900	\$0	\$0	-\$45,057
2204	State SLESF Fund	\$228,511	\$176,389	\$176,389	\$0	\$0	\$228,511
2206	AB 109 Fund	\$17,415	\$0	\$0	\$0	\$0	\$17,415
2240	Asset Seizure Fund	\$4,636	\$0	\$0	\$0	\$0	\$4,636
2540	95 DIF Impact Fee Police Facilities	\$31,407	\$2,350	\$0	\$0	\$0	\$33,757
2550	95 DIF Impact Fee Fire Facilities	\$44,257	\$1,500	\$0	\$0	\$0	\$45,757
7625	PD Property Room Proceeds	-\$1,302	\$0	\$0	\$0	\$0	-\$1,302
7626	Traffic Safety Impound Fund	\$69,163	\$6,200	\$13,500	\$0	\$0	\$61,863
7808	Canine Protection Unit Donation Fund	\$15,939	\$1,000	\$1,000	\$0	\$0	\$15,939
7810	Fire Miscellaneous Donation Fund	\$15,083	\$0	\$0	\$0	\$0	\$15,083
7811	Animal Control Misc Donation Fund	\$61,171	\$1,000	\$1,000	\$0	\$0	\$61,171
7813	Police Misc Donation Fund	\$13,545	\$0	\$0	\$0	\$0	\$13,545
<b>Total Special Revenue Public Safety Funds</b>		<b>\$345,960</b>	<b>\$368,160</b>	<b>\$641,516</b>	<b>\$340,661</b>	<b>-\$70,755</b>	<b>\$342,510</b>
<b>Public Works</b>							
2120	Gas Tax	\$36,013	\$2,297,940	\$1,955,625	\$0	-\$342,315	\$36,013
2505	Memorial Trailway Fund	\$3,512	\$0	\$0	\$0	\$0	\$3,512
2510	95 DIF Impact Fee Road Improvements	\$728,088	\$14,000	\$0	\$0	\$0	\$742,088
2520	95 DIF Impact Fee Signal Improvements	\$82,788	\$1,150	\$0	\$0	\$0	\$83,938
2521	Impact Fees for Signal Along SR 191 (Clark)	\$6,345	\$25	\$0	\$0	\$0	\$6,370
2551	Drainage Impact Fees	\$554,740	\$15,000	\$277,500	\$0	\$0	\$292,240
5900	Transit Fund	-\$41	\$1,000	\$1,000	\$0	\$0	-\$41
7629	Hydrant Maintenance Fund	\$139,059	\$0	\$0	\$0	\$0	\$139,059
<b>Total Special Revenue Public Works Funds</b>		<b>\$1,550,504</b>	<b>\$2,329,115</b>	<b>\$2,234,125</b>	<b>\$0</b>	<b>-\$342,315</b>	<b>\$1,303,179</b>
<b>Total Special Revenue Funds</b>		<b>\$3,204,026</b>	<b>\$21,742,417</b>	<b>\$23,126,247</b>	<b>\$353,871</b>	<b>-\$938,569</b>	<b>\$1,235,498</b>

**TOWN OF PARADISE**

Fiscal Year 2024/25

**Summary of Expenditures and Revenues**

<b>Fund</b>	<b>Description</b>	<b>Fund Balance 7/1/2024</b>	<b>Budgeted Revenues</b>	<b>Budgeted Expenses</b>	<b>Budgeted Transfers IN</b>	<b>Budgeted Transfers OUT</b>	<b>Fund Balance 6/30/2025</b>
<b>CAPITAL AND DISASTER RECOVERY PROJECT FUNDS</b>							
2100	Capital Improvement Projects Fund	-\$57,749	\$0	\$0	\$0	\$0	-\$57,749
2105	Disaster Recovery Projects Fund	-\$1,469	\$0	\$0	\$0	\$0	-\$1,469
2110	Transportation Fund	-\$288,116	\$487,426	\$224,424	\$0	-\$12,501	-\$37,615
2112	Federal Congestion Management Air Quality	-\$12,225	\$123,377	\$123,377	\$0	\$0	-\$12,225
2113	LTCAP	\$0	\$770,000	\$770,000	\$0	\$0	\$0
2130	State Water Board	\$3,197	\$0	\$0	\$0	\$0	\$3,197
2132	HSIP - Highway Safety Improvement Program	-\$1,205	\$117,000	\$117,000	\$0	\$0	-\$1,205
2133	Active Transportation Program	\$46,125	\$2,049,619	\$2,049,619	\$0	\$0	\$46,125
2135	FEMA Reimbursement Fund SAFER	\$2,802	\$0	\$0	\$0	\$0	\$2,802
2136	FEMA Grants FHMG	-\$191,187	\$7,343,029	\$7,343,029	\$0	\$0	-\$191,187
2138	USDA Fund	\$80,432	\$0	\$0	\$0	\$0	\$80,432
2139	Federal-Aid Highway Act (FHWA)	-\$4,768	\$5,383,385	\$5,383,385	\$0	\$0	-\$4,768
2280	North Valley Foundation/Butte Strong	\$141,115	\$0	\$0	\$0	\$0	\$141,115
2297	Grants Miscellaneous State	\$15,000	\$0	\$2,440	\$0	\$0	\$12,560
2299	Grants Misc. One Time	\$190,218	\$0	\$0	\$0	\$0	\$190,218
2301	CDBG-DR	-\$8,249,071	\$58,943,843	\$58,943,843	\$0	\$0	-\$8,249,071
4221	WDAD Assessment Dist Debt Svc	-\$3,186	\$0	\$0	\$0	\$0	-\$3,186
8600	General Fixed Assets	\$58,477,065	\$0	\$0	\$0	\$0	\$58,477,065
9610	General Long Term Debt	-\$24,275,920	\$0	\$0	\$0	\$0	-\$24,275,920
<b>Total Capital Project Funds</b>		<b>\$25,871,059</b>	<b>\$75,217,679</b>	<b>\$74,957,117</b>	<b>\$0</b>	<b>-\$12,501</b>	<b>\$26,119,120</b>



**TOWN OF PARADISE**

Fiscal Year 2024/25

**Summary of Expenditures and Revenues**

Fund	Description	Fund Balance 7/1/2024	Budgeted Revenues	Budgeted Expenses	Budgeted Transfers IN	Budgeted Transfers OUT	Fund Balance 6/30/2025
<b>FIDUCIARY FUNDS</b>							
<b>OTHER EMPLOYEE BENEFIT TRUST FUND</b>							
7611	GASB 45 Retiree Medical Trust	\$308,446	\$0	\$0	\$0	\$0	\$308,446
	<b>Total Other Employee Benefit Trust Funds</b>	<b>\$308,446</b>	<b>\$0</b>	<b>\$0</b>	<b>\$0</b>	<b>\$0</b>	<b>\$308,446</b>
<b>PRIVATE-PURPOSE TRUST FUNDS</b>							
7610	Town of Paradise General Trust	\$7	\$0	\$0	\$0	\$0	\$7
7621	Employee Bank	\$1,706	\$0	\$0	\$0	\$0	\$1,706
7635	PD Found Money	\$8,650	\$0	\$0	\$0	\$0	\$8,650
7805	VIPS (Volunteers in Police Service)	\$3,408	\$800	\$800	\$0	\$0	\$3,408
	<b>Total Private-Purpose Trust Funds</b>	<b>\$13,771</b>	<b>\$800</b>	<b>\$800</b>	<b>\$0</b>	<b>\$0</b>	<b>\$13,771</b>
<b>Total Town of Paradise Budget</b>		<b>\$226,775,763</b>	<b>\$109,597,507</b>	<b>\$122,821,817</b>	<b>\$0</b>	<b>\$16,200</b>	<b>\$213,567,653</b>
<b>SUCCESSOR AGENCY TO PARADISE REDEVELOPMENT AGENCY FUNDS</b>							
2924	RDA Obligation Retirement Fund	-	-	-	-	-	-
7650	Successor Agency to RDA NH	(6,538,766)	130,000	113,800	-	(16,200)	(6,538,766)
<b>Total Successor Agency to Paradise RDA</b>		<b>-\$6,538,766</b>	<b>\$130,000</b>	<b>\$113,800</b>	<b>\$0</b>	<b>-\$16,200</b>	<b>-\$6,538,766</b>

**TOWN OF PARADISE  
Budget Transfers Report**

**FISCAL YEAR 2023/24 TRANSFERS**

<b>Account-Transfer Out</b>				<b>Amount</b>	<b>Account - Transfer In</b>				<b>Amount</b>		
2090	5910	120	To Gas Tax	7,530	2120	3910	090	From Camp Fire Recovery Fund	7,530	8404	Camp Fire Hydrants
2110	5910	120	To Gas Tax	329	2120	3910	110	From Transportation Fund	329	9408	Systematic Intersection Safety Improvements
2110	5910	120	To Gas Tax	9,132	2120	3910	110	From Transportation Fund	9,132	9429	Interim Striping Safety Projects
2110	5910	120	To Gas Tax	9,132	2120	3910	110	From Transportation Fund	9,132	9430	Pearson Road Hilltop Guard Rail Project
2112	5910	120	To Gas Tax	6,484	2120	3910	112	From CMAQ	6,484	9385	Paradise Gap Closure
2112	5910	120	To Gas Tax	7,188	2120	3910	112	From CMAQ	7,188	9390	Skyway-Neal Bike-Ped Project
2112	5910	120	To Gas Tax	2,935	2120	3910	112	From CMAQ	2,935	9391	Oliver Curve Pathway Project
2120	5910	120	To Gas Tax	94	2120	3910	120	From Gas Tax	94	9385	Paradise Gap Closure
2120	5910	120	To Gas Tax	9,132	2120	3910	120	From Gas Tax	9,132	9431	Roadside Evacuation Sign Project
2132	5910	120	To Gas Tax	2,963	2120	3910	132	From HSIP	2,963	9408	Systematic Intersection Safety Improvements
2133	5910	120	To Gas Tax	12,127	2120	3910	133	From ATP Grant	12,127	9385	Paradise Gap Closure
2133	5910	120	To Gas Tax	27,847	2120	3910	133	From ATP Grant	27,847	9389	Pentz Pathway Project
2133	5910	120	To Gas Tax	28,441	2120	3910	133	From ATP Grant	28,441	9390	Skyway-Neal Bike-Ped Project
2133	5910	120	To Gas Tax	27,347	2120	3910	133	From ATP Grant	27,347	9424	Go Paradise: Skyway Link Project
2137	5910	120	To Gas Tax	30,031	2120	3910	137	From Economic Development Admin	30,031	7309	Transportation Master Plan
2138	5910	120	To Gas Tax	156,000	2120	3910	138	From USDA	156,000		Equipment Grant Funding (Street Sweeper)
2139	5910	120	To Gas Tax	55,600	2120	3910	139	From FHWA	55,600	7303	On-System Road Rehabilitation
2139	5910	120	To Gas Tax	225	2120	3910	139	From FHWA	225	7307	Neal Rd Rehabilitation
2299	5910	120	To Gas Tax	1,288	2120	3910	299	From Utilities	1,288	9385	Paradise Gap Closure
2299	5910	120	To Gas Tax	1,536	2120	3910	299	From Utilities	1,536	7303	On-System Road Rehabilitation
2301	5910	120	To Gas Tax	35,637	2120	3910	301	From CDBG-DR	35,637	7303	On-System Road Rehabilitation
2301	5910	120	To Gas Tax	1,421	2120	3910	301	From CDBG-DR	1,421	7307	Neal Rd Rehabilitation
2301	5910	120	To Gas Tax	53,628	2120	3910	301	From CDBG-DR	53,628	8407	Off-System Culvert - Public Assistance
2301	5910	120	To Gas Tax	644	2120	3910	301	From CDBG-DR	644	9389	Pentz Pathway Project
2301	5910	120	To Gas Tax	545	2120	3910	301	From CDBG-DR	545	9390	Skyway-Neal Bike-Ped Project
2301	5910	120	To Gas Tax	33,239	2120	3910	301	From CDBG-DR	33,239	9391	Oliver Curve Pathway Project
2301	5910	120	To Gas Tax	150,150	2120	3910	301	From CDBG-DR	150,150	9394	Paradise Sewer Project
2301	5910	120	To Gas Tax	44,191	2120	3910	301	From CDBG-DR	44,191	9428	Roe Road Phase 1
2301	5910	120	To Gas Tax	36,604	2120	3910	301	From CDBG-DR	36,604	9421	Forest Service Road Improvements
2301	5910	120	To Gas Tax	28,643	2120	3910	301	From CDBG-DR	28,643	9422	Foster/Black Olive Intersection Improvements
2301	5910	120	To Gas Tax	36,604	2120	3910	301	From CDBG-DR	36,604	9423	Elliott/Nunneley Road Extension
2301	5910	120	To Gas Tax	1,583	2120	3910	301	From CDBG-DR	1,583	9424	Go Paradise: Skyway Link Project
2301	5910	120	To Gas Tax	28,930	2120	3910	301	From CDBG-DR	28,930	9425	Upper Skyway Widening
2301	5910	120	To Gas Tax	22,203	2120	3910	301	From CDBG-DR	22,203	9426	Skyway Pentz Intersection
2301	5910	120	To Gas Tax	38,663	2120	3910	301	From CDBG-DR	38,663	9727	Pentz Road Widening
<b>Total 2023/24 Transfers Out to Fund 2120</b>				<b>908,046</b>	<b>Total 2023/24 Transfers in to Fund 2120</b>				<b>908,046</b>		

**TOWN OF PARADISE  
Budget Transfers Report**

<b>Account-Transfer Out</b>				<b>Amount</b>	<b>Account - Transfer In</b>				<b>Amount</b>		
1010	5910	105	To Disaster Recovery	970,553	2105	3910	010	Program Participants	970,553	7312	Category 4 Tree Removal
1010	5910	105	To Disaster Recovery	723,070	2105	3910	010	Program Participants	723,070	7313	Residential Ignition Resistant Prgm
1010	5910	105	To Disaster Recovery	39,340	2105	3910	010	Unfunded	39,340	7316	Defensible Space Code Enfc.
2095	5910	105	To Disaster Recovery	790,240	2105	3910	095	From COVID-19 Fund	790,240	7324	Restoration of Dispatch Services
2130	5910	105	To Disaster Recovery	294,209	2105	3910	130	From State Water Board	294,209	7320	Camp Fire Septic Tank Replacement Pilot Program
2136	5910	105	To Disaster Recovery	2,911,659	2105	3910	136	From FEMA Grants FHMG	2,911,659	7312	Category 4 Tree Removal
2136	5910	105	To Disaster Recovery	2,169,209	2105	3910	136	From FEMA Grants FHMG	2,169,209	7313	Residential Ignition Resistant Prgm
2136	5910	105	To Disaster Recovery	1,274,785	2105	3910	136	From FEMA Grants FHMG	1,274,785	7314	Early Warning System
2136	5910	105	To Disaster Recovery	320,597	2105	3910	136	From FEMA Grants FHMG	320,597	7315	Hazardous Fuel Reduction Prgm
2136	5910	105	To Disaster Recovery	118,018	2105	3910	136	From FEMA Grants FHMG	118,018	7316	Defensible Space Code Enfc.
2137	5910	105	To Disaster Recovery	95,754	2105	3910	137	From Economic Development Admin	95,754	7309	Transportation Master Plan
2139	5910	105	To Disaster Recovery	7,732,775	2105	3910	139	From Federal Emergency Relief Prog	7,732,775	7303	On-System Road Rehabilitation
2139	5910	105	To Disaster Recovery	5,390	2105	3910	139	From Federal Emergency Relief Prog	5,390	7307	Neal Rd Rehabilitation
2299	5910	105	To Disaster Recovery	213,689	2105	3910	299	From Utilities	213,689	7303	On-System Road Rehabilitation
2301	5910	105	To Disaster Recovery	107,007	2105	3910	301	From CDBG-DR	107,007	7301	On-System Culvert Replacement
2301	5910	105	To Disaster Recovery	89,847	2105	3910	301	From CDBG-DR	89,847	7302	On-System Hardscape Replacement
2301	5910	105	To Disaster Recovery	4,956,325	2105	3910	301	From CDBG-DR	4,956,325	7303	On-System Road Rehabilitation
2301	5910	105	To Disaster Recovery	29,261	2105	3910	301	From CDBG-DR	29,261	7304	On-System Sign Replacement
2301	5910	105	To Disaster Recovery	424,928	2105	3910	301	From CDBG-DR	424,928	7314	Early Warning System
2301	5910	105	To Disaster Recovery	106,866	2105	3910	301	From CDBG-DR	106,866	7315	Hazardous Fuel Reduction Prgm
2301	5910	105	To Disaster Recovery	33,972	2105	3910	301	From CDBG-DR	33,972	7307	Neal Rd Rehabilitation
<b>Total 2023/24 Transfers Out to Fund 2105</b>				<b>23,407,494</b>	<b>Total 2023/24 Transfers in to Fund 2105</b>				<b>23,407,494</b>		

**TOWN OF PARADISE  
Budget Transfers Report**

<b>Account-Transfer Out</b>				<b>Amount</b>	<b>Account - Transfer In</b>				<b>Amount</b>		
2110	5910	100	To Capital Projects	134,828	2100	3910	110	From Transportation Fund	134,828	9377	Almond Multi-Modal Improvements
2110	5910	100	To Capital Projects	2,557	2100	3910	110	From Transportation Fund	2,557	9380	Ponderosa Elementary Safe Routes to School
2110	5910	100	To Capital Projects	20,498	2100	3910	110	From Transportation Fund	20,498	9408	Systematic Intersection Safety Improvements
2110	5910	100	To Capital Projects	90,868	2100	3910	110	From Transportation Fund	90,868	9429	Interim Striping Safety Projects
2110	5910	100	To Capital Projects	30,868	2100	3910	110	From Transportation Fund	30,868	9430	Pearson Road Hilltop Guard Rail Project
2112	5910	100	To Capital Projects	215,105	2100	3910	112	From Federal CMAQ Fund	215,105	9385	Paradise Gap Closure
2112	5910	100	To Capital Projects	269,541	2100	3910	112	From Federal CMAQ Fund	269,541	9390	Skyway-Neal Bike-Ped Project
2112	5910	100	To Capital Projects	120,665	2100	3910	112	From Federal CMAQ Fund	120,665	9391	Oliver Curve Pathway Project
2120	5910	100	To Capital Projects	3,103	2100	3910	120	From Gas Tax	3,103	9385	Paradise Gap Closure
2120	5910	100	To Capital Projects	90,868	2100	3910	120	From Gas Tax	90,868	9431	Roadside Evacuation Sign Project
2132	5910	100	To Capital Projects	184,482	2100	3910	132	From Federal HSIP	184,482	9408	Systematic Intersection Safety Improvements
2133	5910	100	To Capital Projects	141,839	2100	3910	133	From ATP Grant	141,839	9377	Almond Multi-Modal Improvements
2133	5910	100	To Capital Projects	16,443	2100	3910	133	From ATP Grant	16,443	9380	Ponderosa Elementary Safe Routes to School
2133	5910	100	To Capital Projects	1,096,153	2100	3910	133	From ATP Grant	1,096,153	9389	Pentz Pathway Project
2133	5910	100	To Capital Projects	1,066,559	2100	3910	133	From ATP Grant	1,066,559	9390	Skyway-Neal Bike-Ped Project
2133	5910	100	To Capital Projects	396,653	2100	3910	133	From ATP Grant	396,653	9424	Go Paradise: Skyway Link Project
2133	5910	100	To Capital Projects	402,272	2100	3910	133	From ATP Grant	402,272	9385	Paradise Gap Closure
2299	5910	100	To Capital Projects	42,712	2100	3910	299	From Utilities	42,712	9385	Paradise Gap Closure
2301	5910	100	To Capital Projects	25,356	2100	3910	301	From CDBG-DR	25,356	9389	Pentz Pathway Project
2301	5910	100	To Capital Projects	20,455	2100	3910	301	From CDBG-DR	20,455	9390	Skyway-Neal Bike-Ped Project
2301	5910	100	To Capital Projects	1,366,761	2100	3910	301	From CDBG-DR	1,366,761	9391	Oliver Curve Pathway Project
2301	5910	100	To Capital Projects	46,603,426	2100	3910	301	From CDBG-DR	46,603,426	9394	Paradise Sewer Project
2301	5910	100	To Capital Projects	112,736	2100	3910	301	From CDBG-DR	112,736	9421	Forest Service Road Improvements
2301	5910	100	To Capital Projects	195,357	2100	3910	301	From CDBG-DR	195,357	9422	Foster/Black Olive Intersection Improvements
2301	5910	100	To Capital Projects	462,887	2100	3910	301	From CDBG-DR	462,887	9423	Elliott/Nunneley Road Extension
2301	5910	100	To Capital Projects	22,954	2100	3910	301	From CDBG-DR	22,954	9424	Go Paradise: Skyway Link Project
2301	5910	100	To Capital Projects	770,370	2100	3910	301	From CDBG-DR	770,370	9425	Upper Skyway Widening
2301	5910	100	To Capital Projects	227,797	2100	3910	301	From CDBG-DR	227,797	9426	Skyway/Pentz Intersection
2301	5910	100	To Capital Projects	1,861,337	2100	3910	301	From CDBG-DR	1,861,337	9427	Pentz Road Widening
2301	5910	100	To Capital Projects	1,770,791	2100	3910	301	From CDBG-DR	1,770,791	9428	Roe Road Phase 1
<b>Total 2023/24 Transfers Out to Fund 2100</b>				<b>57,766,241</b>	<b>Total 2023/24 Transfers in to Fund 2100</b>				<b>57,766,241</b>		

**TOWN OF PARADISE  
Budget Transfers Report**

Account-Transfer Out				Amount	Account - Transfer In				Amount			
1010	5910	090	To Camp Fire Recovery	25,802	2090	3910	010	From General Fund - Unfunded	25,802	8404	Camp Fire Hydrant Repairs	
2139	5910	090	To Camp Fire Recovery	42,600	2090	3910	136	From Federal Emergency Relief Prog	42,600	8405	Emergency MBGR Repair	
2139	5910	090	To Camp Fire Recovery	71,801	2090	3910	136	From Federal Emergency Relief Prog	71,801	8406	Emergency Culvert Repair - On System	
2301	5910	090	To Camp Fire Recovery	662,872	2090	3910	301	From CDBG - DR	662,872	8407	Off-System Road Rehabilitation	
2301	5910	090	To Camp Fire Recovery	41,347	2090	3910	301	From CDBG - DR	41,347	8408	Off-System Culvert Repair	
<b>Total 2023/24 Transfers Out to Fund 2090</b>				<b>844,422</b>	<b>Total 2023/24 Transfers in to Fund 2090</b>				<b>844,422</b>			

Account-Transfer Out				Amount	Account - Transfer In				Amount			
1010	5910	010	To General Fund/25% Participants	29,447	1010	3910	010	from General Fund/Disaster Recovery	29,447	7312	Cat 4 Tree Removal	
1010	5910	010	To General Fund/25% Participants	26,930	1010	3910	010	from General Fund/Disaster Recovery	26,930	7313	Residential Ignition Resistant Program	
1010	5910	010	To General Fund/25% Unfunded	4,384	1010	3910	010	from General Fund/Disaster Recovery	4,384	7316	Defensible Space Code Enforcement	
1010	5910	010	To Camp Fire Recovery	100,000	1010	3910	010	From General Fund	100,000	TOT	to Support REDD Operational Costs	
2030	5910	010	To General Fund	225,942	1010	3910	030	From Building Safety Waste Water Fund	225,942	Internal Svcs	Allocated Costs	
2030	5910	010	To General Fund	148,641	1010	3910	030	From Building Safety Waste Water Fund	148,641	POB	Payment	
2030	5910	010	To General Fund	7,000	1010	3910	030	From Building Safety Waste Water Fund	7,000	Shared Cost	of Fire Prevention Vehicle Purchase (20%)	
2030	5910	010	To General Fund	100,000	1010	3910	030	From Building Safety Waste Water Fund	100,000	MFS	Study	
2070	5910	010	To General Fund	51,684	1010	3910	070	From Animal Control Fund	51,684	Internal Svcs	Allocated Costs	
2070	5910	010	To General Fund	23,632	1010	3910	070	From Animal Control Fund	23,632	POB	Payment	
2095	5910	010	To General Fund	32,000	1010	3910	095	From COVID-19 Fund	32,000	Vehicle Purchases,	net of USDA Grant Funding	
2110	5910	010	To General Fund	7,484	1010	3910	110	From Transportation Fund	7,484	Internal Svcs	Allocated Costs	
2110	5910	010	To General Fund	5,001	1010	3910	110	From Transportation Fund	5,001	POB	Payment	
2120	5910	010	To General Fund	226,268	1010	3910	120	From Gas Tax	226,268	Internal Svcs	Allocated Costs	
2120	5910	010	To General Fund	109,718	1010	3910	120	From Gas Tax	109,718	POB	Payment	
2136	5910	010	To General Fund/Disaster Recovery	88,341	1010	3910	136	From FEMA Grants FHMG	88,341	7312	Cat 4 Tree Removal	
2136	5910	010	To General Fund/Disaster Recovery	80,791	1010	3910	136	From FEMA Grants FHMG	80,791	7313	Residential Ignition Resistant Program	
2136	5910	010	To General Fund/Disaster Recovery	39,459	1010	3910	136	From FEMA Grants FHMG	39,459	7314	Early Warning System	
2136	5910	010	To General Fund/Disaster Recovery	13,153	1010	3910	136	From FEMA Grants FHMG	13,153	7315	Hazardous Fuel Reduction Program	
2136	5910	010	To General Fund/Disaster Recovery	13,153	1010	3910	136	From FEMA Grants FHMG	13,153	7316	Defensible Space Code Enforcement	
2138	5910	010	To General Fund	60,000	1010	3910	138	From USDA Fund	60,000	Equipment Grant	Funding (Three Vehicles)	
2140	5910	010	To General Fund	2,250	1010	3910	140	From Traffic Safety Fund	2,250	Operating	Transfer	
2160	5910	010	To General Fund	98,692	1010	3910	160	From BHS Econ Dev Fund	98,692	Internal Svcs	Allocated Costs	
2160	5910	010	To General Fund	3,450	1010	3910	160	From BHS Econ Dev Fund	3,450	Legal Service	Allocated Costs	
2160	5910	010	To General Fund	48,139	1010	3910	160	From BHS Econ Dev Fund	48,139	POB	Payment	
2215	5910	010	To General Fund	10,000	1010	3910	215	From AVA Fund	10,000	AVA Activity	Reimbursement	
2551	5910	010	To General Fund	100,000	1010	3910	551	From Impact Fees Drainage Fund	100,000	DIF	Study (Transfer to Finance Dept)	
2301	5910	010	To General Fund/Disaster Recovery	13,153	1010	3910	301	From CDBG-DR	13,153	7314	Early Warning System	
2301	5910	010	To General Fund/Disaster Recovery	4,384	1010	3910	301	From CDBG-DR	4,384	7315	Hazardous Fuel Reduction Program	
7628	5910	010	To General Fund	800,000	1010	3910	628	From General Plan Fee Update Fund	800,000	General Plan	Update	
7650	5910	010	To General Fund	16,200	1010	3910	650	From TOP as Successor RDA	16,200	Internal Svcs	Allocated Costs	
7700	5910	010	To General Fund	11,957,637	1010	3910	700	From Paradise Recovery & Operations Fund	11,957,637	Operating	Transfer	
<b>Total 2023/24 Transfers Out to Fund 1010</b>				<b>14,446,934</b>	<b>Total 2023/24 Transfers in to Fund 1010</b>				<b>14,446,934</b>			

**TOWN OF PARADISE  
Budget Transfers Report**

<b>Account-Transfer Out</b>				<b>Amount</b>	<b>Account - Transfer In</b>				<b>Amount</b>	
1010	5910	923	To TOP Housing Revolving Loans	2,500	2923	3910	010	From General Fund	2,500	20% RDA Loan Repayment
1010	5910	070	To Animal Control Fund	355,000	2070	3910	010	From General Fund	355,000	Measure V Funding for Operations and Shelter Expansion
2095	5910	070	To Animal Control Fund	400,000	2070	3910	095	From COVID-19 Fund	400,000	Animal Control Shelter Expansion
2138	5910	070	To Animal Control Fund	7,852	2070	3910	138	From USDA Fund	7,852	Equipment Grant Funding (AC Vehicle Upfit)
7627	5910	203	To Building Safety & Waste Water	36,000	2030	3910	627	From Tech Equipment Replacement Fund	36,000	Merchant Fees for Credit Card Processing
7627	5910	203	To Building Safety & Waste Water	10,000	2030	3910	627	From Tech Equipment Replacement Fund	10,000	Accela Training
7640	5910	203	To Building Safety & Waste Water	1,400	2030	3910	640	From Disability Access and Education	1,400	CASp Training
2130	5910	160	To BHS Econ Dev Fund	7,000	2160	3910	130	From State Water Board Prop 1	7,000	Activity Delivery
2162	5910	160	To BHS Econ Dev Fund	152,000	2160	3910	162	From Home Loan Repay Fund	152,000	Activity Delivery
2163	5910	160	To BHS Econ Dev Fund	115,100	2160	3910	163	From BHS CalHome Loan Fund	115,100	Activity Delivery
2301	5910	160	To BHS Econ Dev Fund	50,000	2160	3910	301	From CDBG - DR	50,000	Activity Delivery
2420	5910	160	To BHS Econ Dev Fund	1,020,000	2160	3910	420	From BHS CalHome Loan Fund	1,020,000	Activity Delivery
2323	5910	160	To BHS Econ Dev Fund	20,138	2160	3910	323	From BHS CDBG 2323 Entitlement	20,138	Activity Delivery
2300	5910	160	To BHS Econ Dev Fund	8,000	2160	3910	300	From BHS CDBG 2019 COVID Response	8,000	Activity Delivery
7811	5910	070	To Animal Control Fund	6,917	2070	3910	811	From Animal Donation Fund	6,917	To Partially Fund Operations
1010	5910	650	To Successor RDA Agency	40,500	7650	3910	010	From General Fund Loan	40,500	General Fund Loan for Successor Agency Admin Costs
<b>Total 2023/24 Other Transfers Out</b>				<b>2,232,407</b>	<b>Total 2023/24 Other Transfers In</b>				<b>2,232,407</b>	
<b>Total 2023/24 Transfers Out</b>				<b>99,605,544</b>	<b>Total 2023/24 Transfers In</b>				<b>99,605,544</b>	
				99,605,544					99,605,544	
				-					-	

**TOWN OF PARADISE  
Budget Transfers Report**

**FISCAL YEAR 2024/25 TRANSFERS**

*Revenue Transfers Out/In*

Account-Transfer Out			Amount	Account - Transfer In			Amount
7700	3910	700 To General Fund	12,902,643	1010	3910	700 From PRO Fund	(12,902,643) To Cover General Fund Deficit
2070	3910	010 To General Fund	340,661	1010	3910	010 From Animal Control	(340,661) To Cover Animal Control Deficit
2090	3910	010 To General Fund	13,210	1010	3910	010 From CAMP Fire	(13,210) To Cover Animal Control Deficit
<b>Total Revenue Transfers Out</b>			<b>13,256,514</b>	<b>Total Revenue Transfers In</b>			<b>(13,256,514)</b>

*Payroll Transfers Out/In*

Account-Transfer Out			Amount	Account - Transfer In			Amount
1010	5199	130 To SLESF Grant	(108,955)	2204	5199	130 From General Fund	108,955 To Cover Grant Payroll and Tech Fees
1010	5199	130 To SLESF Grant	(67,434)	2204	5199	130 From General Fund	67,434 To Cover Grant Payroll and Tech Fees
<b>Total Payroll Transfers Out</b>			<b>(176,389)</b>	<b>Total Payroll Transfers In</b>			<b>176,389</b>

*Expense Transfers Out/In*

Account-Transfer Out			Amount	Account - Transfer In			Amount
1010	5910	030 To Building Safety & Waste Wtr Svcs	(375,023)	2030	5910	030 From General Fund	375,023 To Reallocate POB and Central Services
1010	5910	070 To Animal Control	(70,755)	2070	5910	070 From General Fund	70,755 To Reallocate POB and Central Services
1010	5910	110 To Transportation Fund	(12,501)	2110	5910	110 From General Fund	12,501 To Reallocate POB and Central Services
1010	5910	120 To State Gas Tax	(342,315)	2120	5910	120 From General Fund	342,315 To Reallocate POB and Central Services
1010	5910	160 To BHS Home Loan Fund	(18,057)	2162	5910	160 From General Fund	18,057 To Reallocate POB and Central Services
1010	5910	160 To BHS CAL-HOME Loan Fuind	(15,047)	2163	5910	160 From General Fund	15,047 To Reallocate POB and Central Services
1010	5910	160 To BHS 2020 CDBG Com Dev Block Grnt	(4,514)	2320	5910	160 From General Fund	4,514 To Reallocate POB and Central Services
1010	5910	160 To BHS 2023 CDBG Com Dev Block Grnt	(16,552)	2323	5910	160 From General Fund	16,552 To Reallocate POB and Central Services
1010	5910	160 To BHS 2024 CDBG Com Dev Block Grnt	(6,019)	2324	5910	160 From General Fund	6,019 To Reallocate POB and Central Services
1010	5910	160 To BHS 2020 CalHome DA Grant	(82,764)	2420	5910	160 From General Fund	82,764 To Reallocate POB and Central Services
1010	5910	160 To BHS 2021 Home Grant (5yrs)	(7,523)	2620	5910	160 From General Fund	7,523 To Reallocate POB and Central Services
1010	5910	650 To TOP as Successor RDA	(16,200)	7650	5910	650 From General Fund	16,200 To Reallocate POB and Central Services
2030	5910	203 To Tech Equip Replacement/Update	(51,400)	7627	5910	203 From Building Safety & Waste Wtr Svcs	51,400 To Reallocate Tech Fees
<b>Total Payroll Transfers Out</b>			<b>(1,018,670)</b>	<b>Total Payroll Transfers In</b>			<b>1,018,670</b>

<b>Total 2024/25 Transfers Out</b>			<b>12,061,455</b>	<b>Total 2024/25 Transfers in</b>			<b>(12,061,455)</b>
------------------------------------	--	--	-------------------	-----------------------------------	--	--	---------------------



## **1010 - General Fund**

**FY 2024-25**



**TOWN OF PARADISE**  
Fiscal Year 2024/2025

# 1010 - General Fund

## Summary

	2023 Actual Amount	2024 Amended Budget	YTD 2024 Actual Amount	2025 Department Requested	2025 Town Council Approved
<b>Fund: 1010 General Fund</b>					
<b>Revenue</b>					
010 - Taxes	\$6,408,633	\$6,581,014	\$7,320,344	\$7,328,500	\$7,328,500
020 - Licenses and Permits	\$522,052	\$333,000	\$246,802	\$250,140	\$250,140
030 - Fines, Forfeitures and Penalties	\$110,249	\$22,800	\$22,472	\$20,200	\$20,200
040 - Investment Revenue	\$44,605	\$16,440	\$31,316	\$30,940	\$30,940
050 - Intergovernmental Revenues	\$1,661,432	\$1,154,250	\$939,988	\$1,695,053	\$1,695,053
060 - Charges for Services	\$165,226	\$73,122	\$122,355	\$85,778	\$85,778
070 - Other Revenues	\$114,730	\$26,537	\$40,011	\$26,000	\$26,000
080 - Other Financing Sources	\$11,983,115	\$13,646,932	\$7,839,360	\$12,548,772	\$12,548,772
<b>Revenue Totals</b>	<b>\$21,010,041</b>	<b>\$21,854,095</b>	<b>\$16,562,648</b>	<b>\$21,985,383</b>	<b>\$21,985,383</b>
<b>Expenditures</b>					
010 - Salaries and Wages	\$6,861,071	\$8,753,613	\$7,603,838	\$9,931,835	\$9,931,835
015 - Other Employee Costs	\$952,792	\$991,904	\$880,733	\$1,045,724	\$1,045,724
020 - Supplies	\$383,342	\$368,715	\$293,401	\$484,281	\$484,281
030 - Postage Printing and Advertising	\$42,471	\$104,770	\$67,091	\$119,275	\$119,275
040 - Utilities	\$348,924	\$281,774	\$253,053	\$304,783	\$304,783
050 - Services	\$6,821,190	\$7,728,829	\$7,182,150	\$7,809,271	\$7,809,271
060 - Employee Development	\$110,849	\$162,712	\$68,805	\$190,705	\$190,705
070 - Other Costs	\$54,600	\$60,894	\$53,637	\$82,494	\$82,494
075 - Special Costs	\$35,483	\$6,982	\$7,359	\$30,850	\$30,850
080 - Capital Outlay	\$2,185,308	\$1,221,653	\$612,462	\$1,702,573	\$1,702,573
090 - Debt Service	\$1,234,304	\$1,210,112	\$12,303	\$1,250,862	\$1,250,862
095 - Other Financing Uses	\$908,325	\$584,563	-\$525,370	-\$967,270	-\$967,270
<b>Expenditure Totals</b>	<b>\$19,938,659</b>	<b>\$21,476,521</b>	<b>\$16,509,463</b>	<b>\$21,985,383</b>	<b>\$21,985,383</b>
<b>Revenue Grand Totals:</b>	<b>\$21,010,041</b>	<b>\$21,854,095</b>	<b>\$16,562,648</b>	<b>\$21,985,383</b>	<b>\$21,985,383</b>
<b>Expenditure Grand Totals:</b>	<b>\$19,938,659</b>	<b>\$21,476,521</b>	<b>\$16,509,463</b>	<b>\$21,985,383</b>	<b>\$21,985,383</b>
<b>Net Grand Totals:</b>	<b>\$1,071,382</b>	<b>\$377,574</b>	<b>\$53,185</b>	<b>\$0</b>	<b>\$0</b>

**TOWN OF PARADISE**

Fiscal Year 2024/25

**GENERAL FUND SUMMARY**

	Audited Year 2022/23	YTD Actual Year 2023/24	Budget Year 2024/25
<b>Beginning Fund Balance</b>	<b>\$4,178,836</b>	<b>\$5,250,217</b>	<b>\$5,250,217</b>
<b>Revenues</b>			
<b>Property Taxes - Local</b>			
Property Tax Current Secured	\$3,042,872	\$4,416,857	\$4,054,561
Property Tax Current Unsecured	\$144,240	\$168,945	\$170,118
Property Tax Residual	\$0	\$0	\$0
Property Tax Prior Secured/Unsecured	\$9,383	\$571,468	\$5,000
Property Tax General Supplemental	\$77,524	\$35,689	\$40,000
Real Property Transfer Tax Real Property Transfer Tax	\$92,704	\$78,189	\$75,000
<b>Total</b>	<b>\$3,366,724</b>	<b>\$5,271,148</b>	<b>\$4,344,679</b>
<b>Non Property Taxes - Local</b>			
General Sales and Use Tax Sales and Use Tax	\$969,005	\$938,001	\$1,000,000
General Sales and Use Tax (Measure C/V)	\$1,387,089	\$816,963	\$1,419,321
Franchise Taxes	\$470,574	\$168,795	\$350,000
Transient Occupancy Tax	\$188,929	\$96,088	\$185,000
Other Taxes	\$0	\$0	\$0
<b>Total</b>	<b>\$3,015,596</b>	<b>\$2,019,847</b>	<b>\$2,954,321</b>
<b>Shared Taxes - State</b>			
State Motor Vehicle In Lieu Motor Vehicle In Lieu Tax	\$1,327,485	\$826,721	\$1,630,856
Property Tax Homeowners Apportionment	\$25,823	\$14,334	\$31,147
Other State/Fed - Miscellaneous	\$0	\$0	\$0
<b>Total</b>	<b>\$1,353,308</b>	<b>\$841,054</b>	<b>\$1,662,003</b>
<b>Total All Taxes - Local and State</b>	<b>\$7,735,628</b>	<b>\$8,132,049</b>	<b>\$8,961,003</b>

# GENERAL FUND SUMMARY

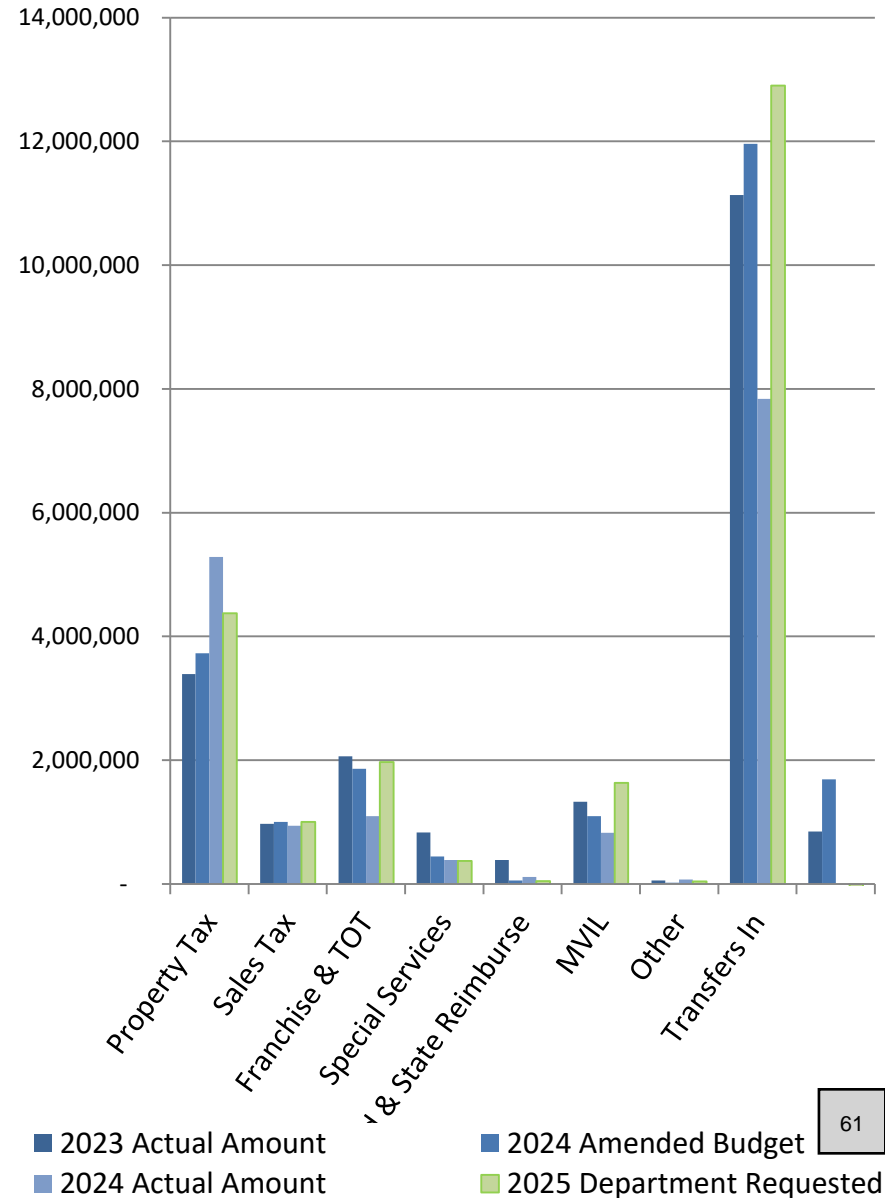
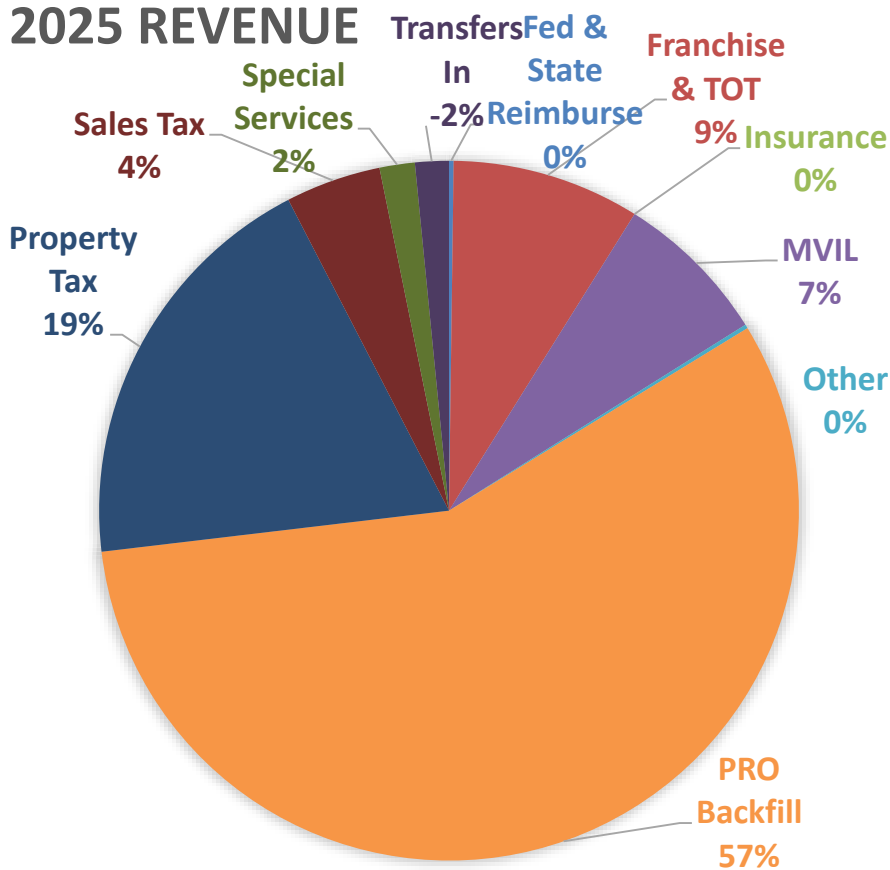
	Audited Year 2022/23	YTD Actual Year 2023/24	Budget Year 2024/25
<b>Charges for Services - Local</b>			
Administration Fees and Charges	\$2,513	\$13,581	\$400
Administration Misc Revenues & Reimbursements	\$19,093	\$41,451	\$23,000
Police Fees and Charges	\$102,479	\$49,641	\$45,941
Fire Fees and Charges	\$415,711	\$26,192	\$41,000
CDD - Planning Fees and Charges	\$60,153	\$46,486	\$33,927
CDD - Waste Management Fees and Charges	\$24,216	\$95,922	\$17,000
Engineering Fees and Charges	\$619,446	\$290,240	\$283,000
Paradise Community Park Fees and Charges	\$1,808	\$740	\$900
Interest Revenue Investments	\$45,879	\$41,234	\$30,440
<b>Total Charges for Local Services</b>	<b>\$1,291,298</b>	<b>\$605,486</b>	<b>\$475,608</b>
<b>Refunds and Reimbursements Insurance Proceeds</b>	\$0	-\$4,000	\$0
<b>Program Participants Proceeds</b>	\$0	\$0	\$0
<b>Total Revenue</b>	<b>\$9,026,926</b>	<b>\$8,733,536</b>	<b>\$9,436,611</b>
<b>Transfers from Other Funds</b>	\$848,188	-\$59	-\$353,871
<b>Transfers from PG&amp;E Settlement Funds</b>	\$11,134,927	\$8,861,574	\$12,902,643
<b>Total Resources</b>	<b>\$21,010,041</b>	<b>\$17,595,051</b>	<b>\$21,985,383</b>

# GENERAL FUND SUMMARY

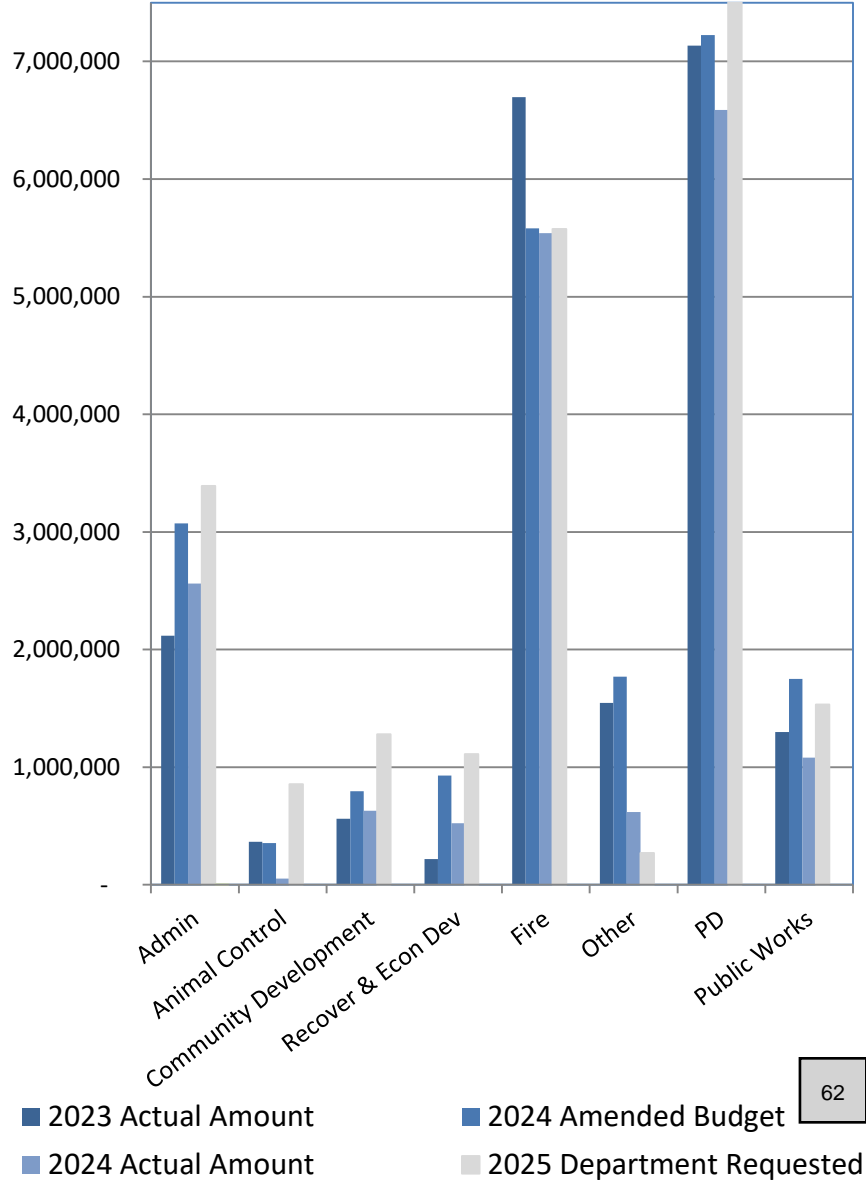
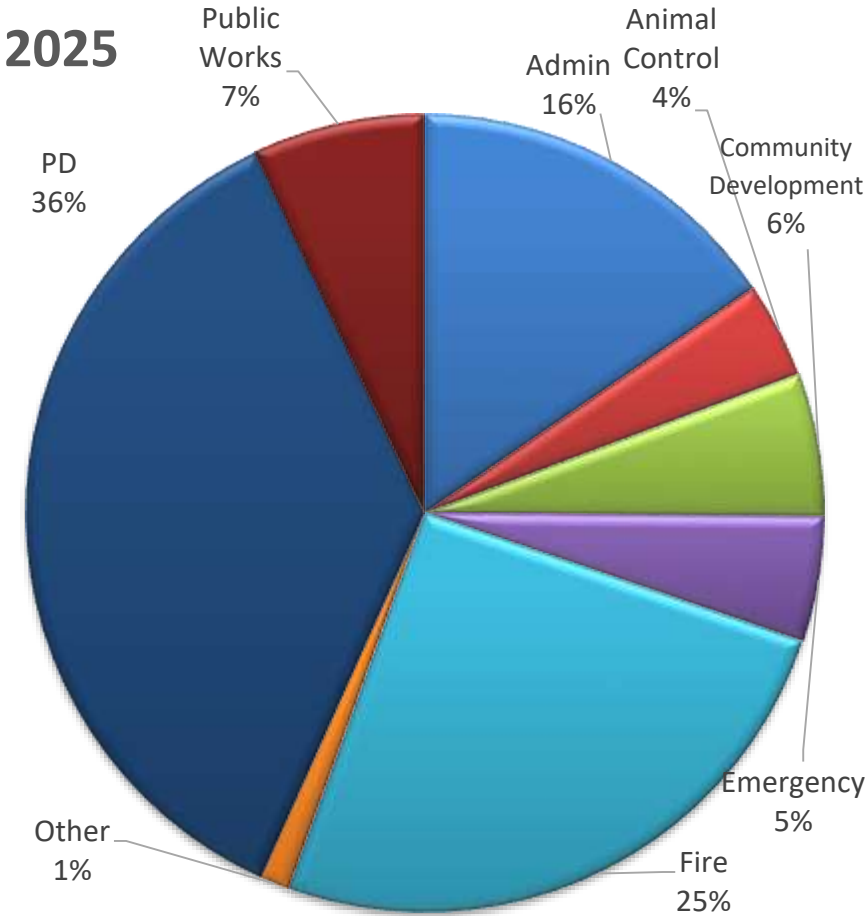
	Audited Year 2022/23	YTD Actual Year 2023/24	Budget Year 2024/25
<b>Expenditures</b>			
Non Department Activity	\$1,547,765	\$617,565	\$270,731
Town Council	\$40,290	\$35,850	\$52,842
Town Clerk	\$308,275	\$298,214	\$391,351
Administrative Services	\$1,493,532	\$1,871,641	\$2,365,133
Finance	\$275,540	\$355,459	\$580,983
Police	\$6,354,213	\$6,397,490	\$7,597,229
Fire	\$5,995,855	\$5,290,697	\$5,256,786
<b>Expenditures (cont.)</b>			
Community Development	\$560,365	\$629,895	\$1,279,858
Public Works	\$1,254,744	\$940,752	\$1,183,020
Recovery & Economic Development	\$218,125	\$523,715	\$1,111,850
Measure C/V TUT	\$1,889,956	\$633,775	\$1,895,600
<hr/>			
<b>Total Financial Uses</b>	<b>\$19,938,659</b>	<b>\$17,595,051</b>	<b>\$21,985,383</b>
<hr/>			
<b>Subtotal General Fund Net Income</b>	<b>\$1,071,382</b>	<b>\$0</b>	<b>\$0</b>
<hr/>			
<b>Ending Fund Balance</b>	<b>\$5,250,217</b>	<b>\$5,250,217</b>	<b>\$5,250,217</b>
<hr/>			
<b>Designated Reserves</b>			
Non-spendable	\$3,190,185	\$2,815,208	\$3,517,661
Unassigned	\$856,874	\$1,526,318	\$989,465
Assigned for Abatements	\$20,000	\$20,000	\$150,000
Assigned - Measure C / V	\$1,183,158	\$888,691	\$593,091

# General Fund Revenues by Source

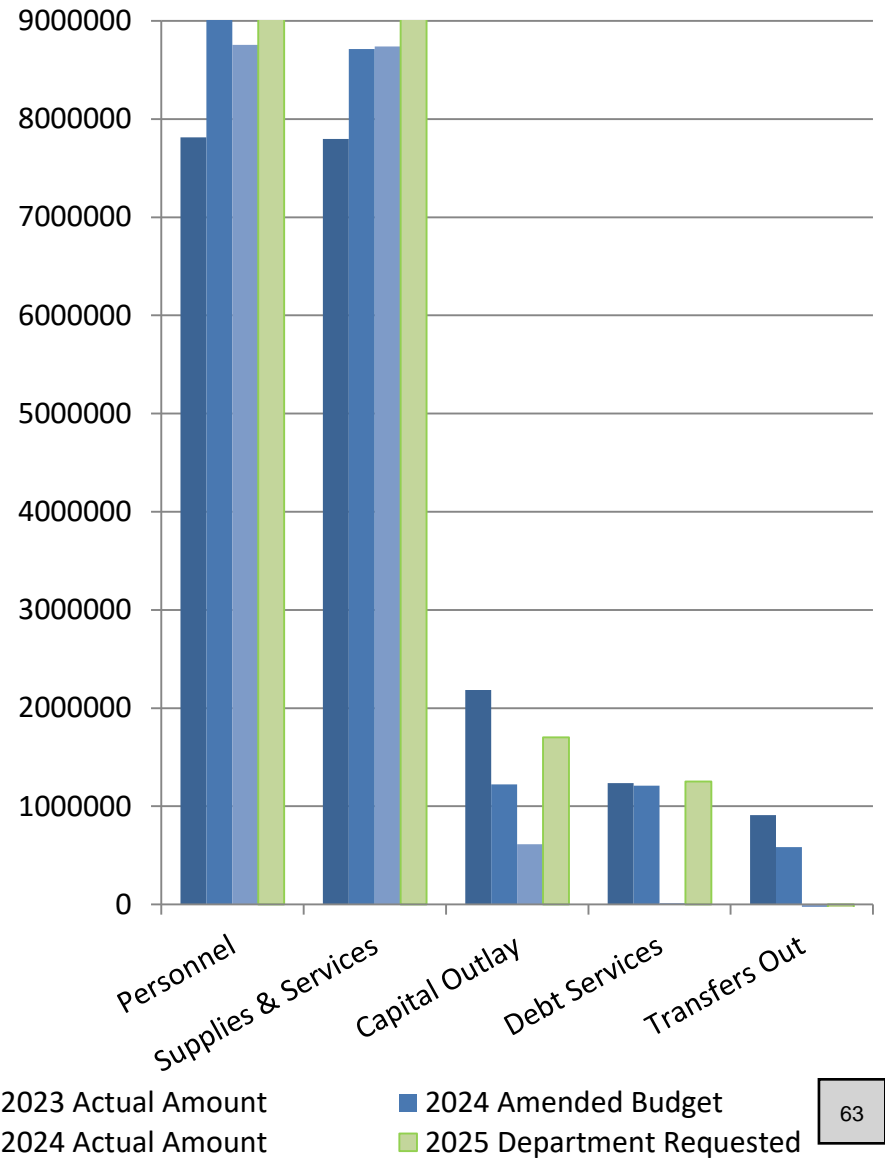
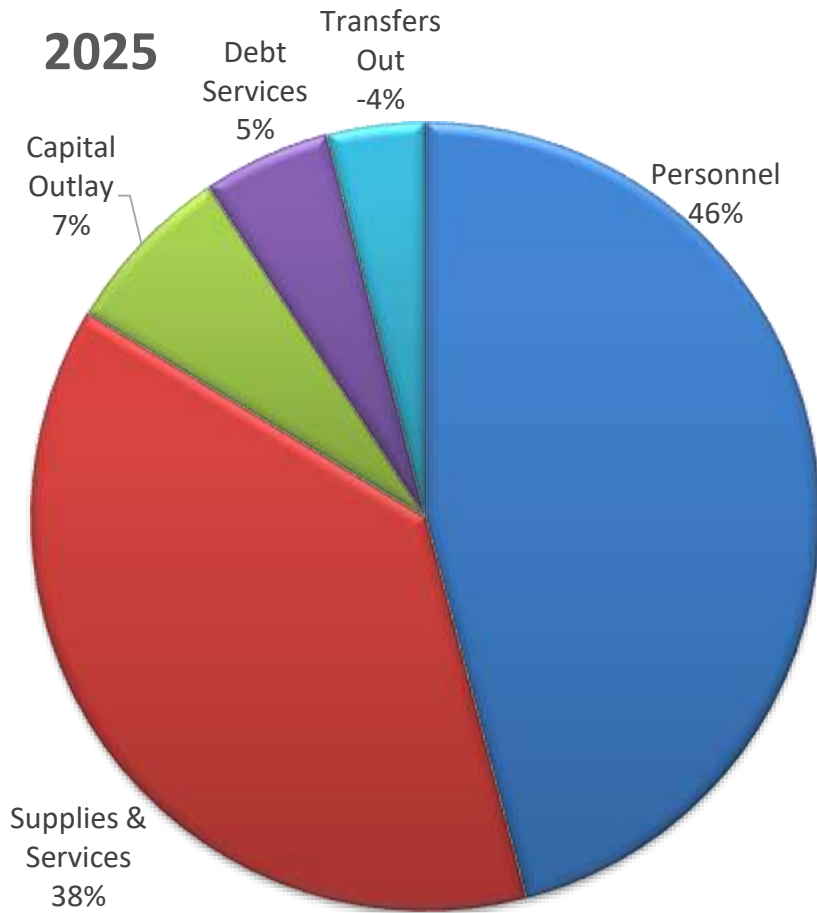
## 2025 REVENUE



# General Fund Financial Uses by Function (With Measure C/V)



# General Fund Financial Uses by Use (With Measure C/V)



# TOWN OF PARADISE

# General Fund Revenues

G/L Account Number	Account Description	2023 Actual Amount	2024 Amended Budget	YTD 2024 Actual Amount	2025 Department Requested
--------------------	---------------------	--------------------	---------------------	------------------------	---------------------------

Fund: 1010 - General Fund

REVENUES

Department: 00 - Non Department Activity

Program: 0000 - Non Program Activity

1010.00.0000.3110.311	Property Tax Current Secured	\$3,042,872	\$2,840,000	\$4,416,857	\$4,054,561
1010.00.0000.3110.312	Property Tax Current Unsecured	\$144,240	\$741,514	\$168,945	\$170,118
1010.00.0000.3110.315	Property Tax Prior Secured/Unsecured	\$9,383	\$5,000	\$571,468	\$5,000
1010.00.0000.3110.320	Property Tax General Supplemental	\$77,524	\$40,000	\$35,689	\$40,000
1010.00.0000.3130.325	General Sales and Use Tax Sales and Use Tax	\$969,005	\$1,000,000	\$938,001	\$1,000,000
1010.00.0000.3167.330	Real Property Transfer Tax Real Property Transfer Tax	\$92,704	\$85,000	\$78,189	\$75,000
1010.00.0000.3182.335	Franchise Taxes Franchise Taxes	\$470,574	\$347,000	\$168,795	\$350,000
1010.00.0000.3185.340	Transient Occupancy Tax Transient Occupancy Tax	\$188,929	\$200,000	\$96,088	\$185,000
1010.00.0000.3210.110	Business Licenses and Permits Business Regulation	\$12,597	\$7,500	\$12,852	\$12,500
1010.00.0000.3215.100	DOJ/FBI Fees Fingerprinting/Processing	(\$3,154)	\$0	(\$2,251)	\$0
1010.00.0000.3345.100	State Revenues - Other Refunds & Reimbursements	\$0	\$0	\$2,000	\$0
1010.00.0000.3351.001	Property Tax Homeowners Apportionment	\$25,823	\$15,000	\$14,334	\$31,147
1010.00.0000.3356.001	State Motor Vehicle In Lieu Motor Vehicle In Lieu Tax	\$1,327,485	\$1,097,000	\$826,721	\$1,630,856
1010.00.0000.3410.104	Administrative Services Returned Check Processing	\$256	\$150	\$205	\$200
1010.00.0000.3410.112	Administrative Services Printed Material Production/Sale	\$0	\$0	\$12,940	\$0
1010.00.0000.3410.113	Administrative Services Document Copying	\$23	\$50	\$103	\$50
1010.00.0000.3410.114	Administrative Services Document Certification	\$2,235	\$150	\$334	\$150
1010.00.0000.3610.100	Interest Revenue Investments Investments	\$42,935	\$15,000	\$30,546	\$30,000
1010.00.0000.3610.200	Interest Revenue Investments Miscellaneous	\$2,505	\$0	\$0	\$0



# TOWN OF PARADISE

# General Fund Revenues

G/L Account Number	Account Description	2023 Actual Amount	2024 Amended Budget	YTD 2024 Actual Amount	2025 Department Requested
1010.00.0000.3630.200	Rents and Royalties Billboard Rents and Leases	\$440	\$440	\$440	\$440
1010.00.0000.3901.100	Refunds and Reimbursements Miscellaneous	\$1,121	\$2,000	\$21	\$500
1010.00.0000.3902.100	Miscellaneous Revenue General	\$8,523	\$4,000	\$28,206	\$10,000
1010.00.0000.3902.110	Miscellaneous Revenue Cash Over and Short	\$5	\$0	(\$1)	\$0
1010.00.0000.3910.010	Transfers In From General Fund	\$0	\$60,761	\$0	(\$353,871)
1010.00.0000.3910.030	Transfers In From Development Services Fund	\$183,185	\$481,583	\$0	\$0
1010.00.0000.3910.070	Transfers In From Animal Control	\$37,038	\$75,316	\$0	\$0
1010.00.0000.3910.090	Transfers In From Camp Fire Recovery	\$97,136	\$0	\$0	\$0
1010.00.0000.3910.095	Transfers In From COVID-19 Fund	\$337,223	\$32,000	\$0	\$0
1010.00.0000.3910.110	Transfers In From Local Transportation Fund	\$4,531	\$12,485	\$0	\$0
1010.00.0000.3910.120	Transfers In From State Gas Tax Fund	\$85,175	\$335,986	\$0	\$0
1010.00.0000.3910.133	Transfers In From ATP Grant	\$0	\$0	(\$59)	\$0
1010.00.0000.3910.136	Transfers In From FEMA Grants FHMGM	\$0	\$234,896	\$0	\$0
1010.00.0000.3910.138	Transfers In From USDA Fund	\$24,330	\$0	\$0	\$0
1010.00.0000.3910.140	Transfers In From Traffic Safety Fund	\$2,250	\$2,250	\$0	\$0
1010.00.0000.3910.160	Transfers In From BHS Development Svcs Fund	\$32,805	\$150,281	\$0	\$0
1010.00.0000.3910.215	Transfers In From Aband Vehicle Abate Fund	\$3,024	\$10,000	\$0	\$0
1010.00.0000.3910.501	Transfers In From Road Development Fund	\$0	\$17,537	\$0	\$0
1010.00.0000.3910.650	Transfers In From Successor Agency to RDA NH	\$16,200	\$16,200	\$0	\$0
1010.00.0000.3910.700	Transfers In From PG&E Settlement Fund	\$11,134,927	\$11,957,637	\$7,839,419	\$12,902,643
<b>Program Total: 0000 - Non Program Activity</b>		<b>\$18,373,849</b>	<b>\$19,786,736</b>	<b>\$15,239,841</b>	<b>\$20,144,294</b>
<b>Department: 25 - Finance</b>					
<b>Program: 4400 - Finance</b>					
1010.25.4400.3910.130	Transfers In From State Water Board Prop 1	\$329	\$0	\$0	\$0
1010.25.4400.3910.551	Transfers In From Impact Fees Drainage Fund	\$0	\$100,000	\$0	\$0
<b>Program Total: 4400 - Finance</b>		<b>\$329</b>	<b>\$100,000</b>	<b>\$0</b>	<b>\$0</b>
<b>Program: 4420 - Measure C/V TUT</b>					
1010.25.4420.3130.326	General Sales and Use Tax Transactions and Use Tax (TUT)	\$1,387,089	\$1,300,000	\$816,963	\$1,419,321
<b>Program Total: 4420 - Measure C/V TUT</b>		<b>\$1,387,089</b>	<b>\$1,300,000</b>	<b>\$816,963</b>	<b>\$1,419,321</b>

# TOWN OF PARADISE

# General Fund Revenues

G/L Account Number	Account Description	2023 Actual Amount	2024 Amended Budget	YTD 2024 Actual Amount	2025 Department Requested
<b>Program: 5005 - Rental Properties</b>					
1010.25.5005.3901.100	Refunds and Reimbursements Miscellaneous	\$578	\$400	\$410	\$400
<b>Program Total: 5005 - Rental Properties</b>		\$578	\$400	\$410	\$400
<b>Department: 30 - Police</b>					
<b>Program: 0000 - Non Program Activity</b>					
1010.30.0000.3320.100	Federal Revenue - Other Refunds and Reimbursements	\$3,798	\$2,000	\$4,435	\$3,000
1010.30.0000.3345.004	State Revenues - Other POST Reimbursements	\$6,144	\$5,000	\$2,363	\$5,000
1010.30.0000.3345.100	State Revenues - Other Refunds & Reimbursements	\$0	\$250	\$38	\$50
1010.30.0000.3380.100	Local Government Revenue Fines and Forfeitures	\$30,399	\$15,000	\$15,872	\$15,100
1010.30.0000.3380.106	Local Government Revenue Administrative Citations	\$0	\$400	\$0	\$0
1010.30.0000.3380.112	Local Government Revenue Property Room Proceeds	\$0	\$400	\$0	\$100
1010.30.0000.3421.100	Police Vehicle Repossession	\$27	\$100	\$0	\$0
1010.30.0000.3421.105	Police Cite Sign Off / VIN Verification	\$94	\$500	\$470	\$500
1010.30.0000.3421.110	Police DUI Accident & Arrest Processing	\$242	\$500	\$0	\$500
1010.30.0000.3421.111	Police Vehicle Impound Fee	\$643	\$500	\$643	\$500
1010.30.0000.3421.115	Police Police Report (Copy)	\$58	\$10	\$49	\$10
1010.30.0000.3421.120	Police Fingerprint Processing	\$6,614	\$2,500	\$4,161	\$4,000
1010.30.0000.3421.122	Police Visa/Clearance Letter	\$47	\$31	\$31	\$31
1010.30.0000.3421.130	Police Reproduce/Sale of Tapes & Photos	\$170	\$50	\$114	\$50
1010.30.0000.3421.140	Police Alarm System Registration	\$1,006	\$750	\$1,461	\$1,000
1010.30.0000.3421.141	Police False Alarm Response	\$610	\$500	\$2,207	\$1,000
1010.30.0000.3421.180	Police Special Services	\$275	\$250	\$0	\$0
1010.30.0000.3421.187	Police Subpoena Duces Tecum	\$47	\$0	\$0	\$0
1010.30.0000.3901.100	Refunds and Reimbursements Miscellaneous	\$51,796	\$3,000	\$17,000	\$15,000
1010.30.0000.3902.100	Miscellaneous Revenue General	\$509	\$100	\$601	\$100
<b>Program Total: 0000 - Non Program Activity</b>		\$102,479	\$31,841	\$49,445	\$45,941

# TOWN OF PARADISE

# General Fund Revenues

G/L Account Number	Account Description	2023 Actual Amount	2024 Amended Budget	YTD 2024 Actual Amount	2025 Department Requested
<b>Department: 35 - Fire</b>					
<b>Program: 0000 - Non Program Activity</b>					
1010.35.0000.3340.350	State Funding Fire Grants	\$127	\$0	\$190	\$0
1010.35.0000.3345.100	State Revenues - Other Refunds & Reimbursements	\$298,055	\$15,000	\$9,907	\$25,000
1010.35.0000.3380.103	Local Government Revenue Fines and Citations Fire	\$46,050	\$0	\$0	\$0
1010.35.0000.3422.304	Fire Fuel Reduction Burn Permit	\$6,904	\$10,000	\$4,954	\$6,000
1010.35.0000.3422.315	Fire Residential Burning Regulation	\$9,977	\$10,000	\$10,377	\$10,000
1010.35.0000.3422.330	Fire Campfire/Special Activity Permit	\$0	\$0	\$61	\$0
1010.35.0000.3422.335	Fire Land Clearing Fire Regulation	\$76	\$0	\$0	\$0
1010.35.0000.3422.338	Fire Fire Flow/Hydrant Location	\$2,111	\$0	\$600	\$0
1010.35.0000.3422.367	Fire Plan Review/Variance	\$0	\$0	\$106	\$0
1010.35.0000.3901.100	Refunds and Reimbursements Miscellaneous	\$52,411	\$0	(\$25)	\$0
<b>Program Total: 0000 - Non Program Activity</b>		<b>\$415,711</b>	<b>\$35,000</b>	<b>\$26,170</b>	<b>\$41,000</b>
<b>Program: 4630 - Fire - Suppression</b>					
1010.35.4630.3910.138	Transfers In From USDA Fund	\$0	\$20,000	\$0	\$0
<b>Program Total: 4630 - Fire - Suppression</b>		<b>\$0</b>	<b>\$20,000</b>	<b>\$0</b>	<b>\$0</b>

# TOWN OF PARADISE

# General Fund Revenues

G/L Account Number	Account Description	2023 Actual Amount	2024 Amended Budget	YTD 2024 Actual Amount	2025 Department Requested
<b>Department: 40 - Community Development</b>					
<b>Program: 4720 - CDD Planning</b>					
1010.40.4720.3380.101	Local Government Revenue Fines and Citations Comm Develop	\$23,300	\$7,000	\$6,600	\$5,000
1010.40.4720.3400.101	CDD Planning Appeals Review	\$0	\$0	\$94	\$0
1010.40.4720.3400.104	CDD Planning Tentative Parcel Map	\$0	\$1,754	\$2,074	\$1,754
1010.40.4720.3400.108	CDD Planning Road Name Review	\$220	\$0	\$0	\$0
1010.40.4720.3400.109	CDD Planning Street Address Change Review	\$0	\$176	\$0	\$176
1010.40.4720.3400.111	CDD Planning Landscape Plan	\$1,697	\$1,700	\$2,640	\$2,250
1010.40.4720.3400.130	CDD Planning General Plan Amend and Rezoning	\$2,907	\$2,907	\$2,907	\$2,907
1010.40.4720.3400.132	CDD Planning Rezoning Application	\$0	\$2,004	\$2,005	\$2,007
1010.40.4720.3400.139	CDD Planning Research on Request	\$0	\$94	\$94	\$94
1010.40.4720.3400.149	CDD Planning DIF Adjust/Waiver Application	\$0	\$0	\$754	\$0
1010.40.4720.3400.170	CDD Planning Use Permit Class A	\$4,950	\$2,121	\$0	\$1,414
1010.40.4720.3400.171	CDD Planning Use Permit Class B	\$0	\$0	(\$354)	\$0
1010.40.4720.3400.173	CDD Planning Temporary Use Permit	\$4,216	\$2,800	\$3,612	\$2,500
1010.40.4720.3400.174	CDD Planning Administrative Permit	\$14,290	\$8,000	\$18,480	\$11,000
1010.40.4720.3400.176	CDD Planning Home Occupation Permit	\$263	\$263	\$1,054	\$263
1010.40.4720.3400.178	CDD Planning Site Plan/Use Permit Mod Class B	\$652	\$0	\$0	\$0
1010.40.4720.3400.184	CDD Planning Site Plan Review Class A	\$1,980	\$660	\$1,320	\$1,320
1010.40.4720.3400.185	CDD Planning Site Plan Review Class B	\$1,002	\$1,002	\$0	\$1,002
1010.40.4720.3400.186	CDD Planning Site Plan Review Class C	\$1,554	\$0	\$1,554	\$0
1010.40.4720.3400.190	CDD Planning Admin Variance-Noise Ordinance	\$0	\$0	\$150	\$0
1010.40.4720.3400.200	CDD Planning Tree Felling Permit	\$141	\$0	\$330	\$140
1010.40.4720.3400.307	CDD Planning Design Review Application	\$2,547	\$2,100	\$3,030	\$2,100
1010.40.4720.3901.100	Refunds and Reimbursements Miscellaneous	\$435	\$0	\$0	\$0
1010.40.4720.3910.628	Transfers In From Gen Plan Fee	\$24,962	\$0	\$0	\$0
<b>Program Total: 4720 - CDD Planning</b>		<b>\$85,115</b>	<b>\$32,581</b>	<b>\$46,345</b>	<b>\$33,927</b>

# TOWN OF PARADISE

# General Fund Revenues

G/L Account Number	Account Description	2023 Actual Amount	2024 Amended Budget	YTD 2024 Actual Amount	2025 Department Requested
<b>Program: 4780 - CDD - Waste Management</b>					
1010.40.4780.3182.335	Franchise Taxes Franchise Taxes	\$13,716	\$15,000	\$15,922	\$17,000
1010.40.4780.3340.400	State Funding Waste Mgmt	\$0	\$20,000	\$80,000	\$0
1010.40.4780.3380.104	Local Government Revenue Fines and Citations Waste Mgmt	\$10,500	\$0	\$0	\$0
<b>Program Total: 4780 - CDD - Waste Management</b>		<b>\$24,216</b>	<b>\$35,000</b>	<b>\$95,922</b>	<b>\$17,000</b>
<b>Department: 45 - Public Works</b>					
<b>Program: 4740 - Public Works - Engineering</b>					
1010.45.4740.3402.201	PW Engineering Final Parcel Map	\$2,592	\$0	\$0	\$0
1010.45.4740.3402.205	PW Engineering Street Abandonment	\$3,629	\$0	\$0	\$0
1010.45.4740.3402.220	PW Engineering Land Divisn/Pvt Develop Projects	\$61,457	\$0	\$15,526	\$15,000
1010.45.4740.3402.223	PW Engineering Engineering Site Plan	\$1,037	\$600	\$518	\$500
1010.45.4740.3402.224	PW Engineering Grading Check/Inspection	\$9,345	\$5,500	\$15,291	\$10,000
1010.45.4740.3402.226	PW Engineering Cert of Correction with Hearing	\$1,462	\$0	\$0	\$0
1010.45.4740.3402.227	PW Engineering Lot Merger Review	\$6,740	\$4,500	\$7,777	\$5,000
1010.45.4740.3402.228	PW Engineering Lot Line Adjustment	\$5,444	\$4,500	\$907	\$1,000
1010.45.4740.3402.230	PW Engineering Engineer Drain Plan/Calc Review	\$1,970	\$1,400	\$758	\$0
1010.45.4740.3402.232	PW Engineering Erosion Control Plan Review	\$389	\$0	\$0	\$0
1010.45.4740.3402.250	PW Engineering Oversized Vehicle Regulation	\$3,470	\$5,000	\$1,870	\$1,500
1010.45.4740.3402.270	PW Engineering Encroachment Permit Fees	\$521,912	\$333,000	\$246,207	\$250,000
1010.45.4740.3910.138	Transfers In From USDA Fund	\$0	\$40,000	\$0	\$0
<b>Program Total: 4740 - Public Works - Engineering</b>		<b>\$619,446</b>	<b>\$394,500</b>	<b>\$288,855</b>	<b>\$283,000</b>
<b>Program: 4745 - Paradise Community Park</b>					
1010.45.4745.3470.251	Parks & Recreation Space Rental	\$1,230	\$1,000	\$330	\$500
<b>Program Total: 4745 - Paradise Community Park</b>		<b>\$1,230</b>	<b>\$1,000</b>	<b>\$330</b>	<b>\$500</b>
<b>Department: 65 - Emergency Mngmt &amp; Disaster Recov</b>					
<b>Program: 4205 - Disaster Recovery</b>					
1010.65.4205.3903.100	Program Participants Miscellaneous	\$0	\$17,037	(\$4,000)	\$0
1010.65.4205.3910.010	Transfers In From General Fund	\$0	\$100,000	\$0	\$0
<b>Program Total: 4205 - Disaster Recovery</b>		<b>\$0</b>	<b>\$117,037</b>	<b>(\$4,000)</b>	<b>\$0</b>
<b>Grand Totals:</b>		<b>\$21,010,041</b>	<b>\$21,854,095</b>	<b>\$16,560,280</b>	<b>\$21,985,383</b>

# GENERAL FUND EXPENSE BY DIVISION

	2023 Actual Amount	2024 Amended Budget	YTD 2024 Actual Amount	2025 Department Requested	2025 Town Council Approved
<b>Fund: 1010 - General Fund</b>					
<b>EXPENSES</b>					
<b>Department Total: 00 - Non Department Activity</b>	\$1,547,765	\$1,769,346	\$617,565	\$270,731	\$270,731
<b>Department Total: 10 - Town Council</b>	\$40,290	\$46,878	\$35,850	\$52,842	\$52,842
<b>Department Total: 15 - Town Clerk</b>	\$308,275	\$360,388	\$298,214	\$391,351	\$391,351
<b>Department Total: 20 - Administrative Services</b>	\$1,493,532	\$2,029,110	\$1,871,641	\$2,365,133	\$2,365,133
<b>Department Total: 25 - Finance</b>	\$275,540	\$636,331	\$355,459	\$580,983	\$580,983
<b>Department Total: 30 - Police</b>	\$6,354,213	\$6,890,250	\$6,397,490	\$7,597,229	\$7,597,229
<b>Department Total: 35 - Fire</b>	\$5,995,855	\$5,285,142	\$5,290,697	\$5,256,786	\$5,256,786
<b>Department Total: 40 - Community Development</b>	\$560,365	\$795,239	\$629,895	\$1,279,858	\$1,279,858
<b>Department Total: 45 - Public Works</b>	\$1,254,744	\$1,281,413	\$940,752	\$1,183,020	\$1,183,020
<b>Department Total: 65 - Recovery &amp; Economic Development</b>	\$218,125	\$928,692	\$523,715	\$1,111,850	\$1,111,850
<b>Program Total: 4420 - Measure C/V TUT</b>	\$1,889,956	\$1,453,732	\$633,775	\$1,895,600	\$1,895,600
<b>GENERAL FUND EXPENSE GRAND Totals:</b>	<b>\$19,938,659</b>	<b>\$21,476,521</b>	<b>\$17,595,051</b>	<b>\$21,985,383</b>	<b>\$21,985,383</b>

# TOWN OF PARADISE

# Non Department Expenses

G/L Account Number	Account Description	2023 Actual Amount	2024 Amended Budget	YTD 2024 Actual Amount	2025 Department Requested
<b>Fund: 1010 - General Fund</b>					
<b>EXPENSES</b>					
<b>Department: 00 - Non Department Activity</b>					
<b>Program: 0000 - Non Program Activity</b>					
1010.00.0000.5213.100	Services, Professional and Contract Services General	248,972	341,282	329,966	0
1010.00.0000.5225	Bank Fees and Charges	6,389	3,500	2,965	3,000
1010.00.0000.5260	Miscellaneous	481	0	245	0
1010.00.0000.5501	Debt Service Payment - Principal	469,658	459,239	0	448,824
1010.00.0000.5502	Debt Service Payment - Interest	685,342	735,762	0	786,177
1010.00.0000.5910.010	Transfers Out To General Fund	0	160,761	0	0
1010.00.0000.5910.030	Transfers Out To Development Services Fund	0	0	0	(375,023)
1010.00.0000.5910.070	Transfers Out To Animal Control Fund	0	0	0	(70,755)
1010.00.0000.5910.090	Transfers Out To Camp Fire 2018 Recovery	0	25,802	0	0
1010.00.0000.5910.105	Transfers Out To Camp Fire Recovery Projects	35,456	0	0	0
1010.00.0000.5910.110	Transfers Out To Local Transportation Fund	11	0	0	(12,501)
1010.00.0000.5910.120	Transfers Out To State Gas Tax Fund	95,209	0	0	(342,315)
1010.00.0000.5910.135	Transfers Out SAFER Grant	0	0	(525,611)	0
1010.00.0000.5910.160	Transfers Out To BHS Development Svcs Fund	6,247	0	0	(150,476)
1010.00.0000.5910.650	Transfers Out To Successor Agency RDA NH	0	40,500	0	(16,200)
1010.00.0000.5910.923	Transfers Out To TOP Housing Loan Fund	0	2,500	0	0
<b>Program Total: 0000 - Non Program Activity</b>		<b>\$1,547,765</b>	<b>\$1,769,346</b>	<b>(\$192,435)</b>	<b>\$270,731</b>

**Ballot Measure V**  
**\$0.50 Transaction and Use Tax**

**FY 2024-25**

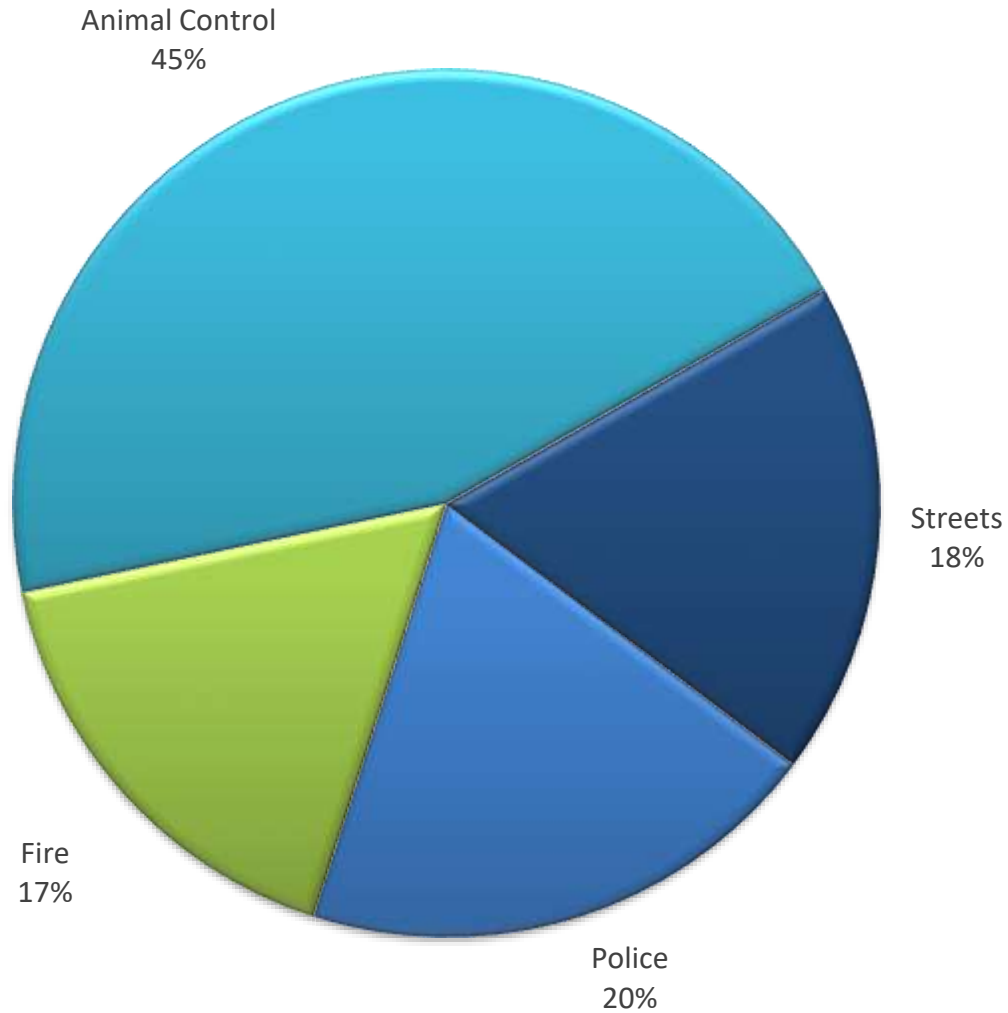
TOWN OF  
*Paradise*  
CALIFORNIA

INC. 1979



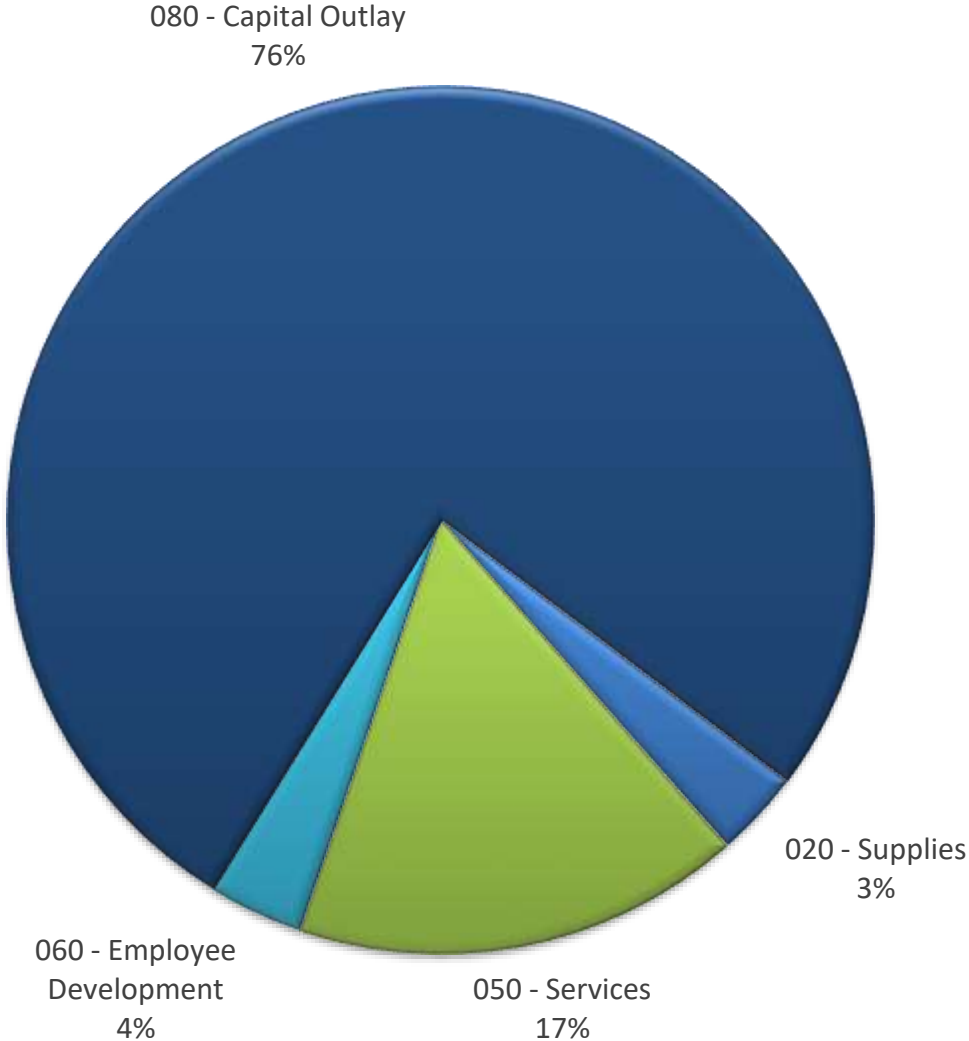
# Measure V Financial Uses by Function

## 2024/25 Budget



# Measure V Financial Uses by Use

## 2024/25 Budget





# Measure V Citizen Oversight Committee

## FY 2024-25 Transaction and Use Tax Budget

In compliance with Ordinance No. 569, the Committee hereby agrees with the following recommendations regarding how the proceeds from Measure V shall be used to provide for local public services as proposed by the Town Departments and in alignment with Town Council priorities:

		<b>Totals</b>
<b>Animal Control</b>		
Animal Control Truck	100,000	
Support to maintain shelter operations (non-salary expenses)	55,000	
Animal Shelter Expansion	<u>500,000</u>	\$655,000
<b>Fire Department</b>		
Maintain current staffing levels for CAL FIRE contract	250,000	
Fire Station 82 Facilities Improvements	50,000	
Generator Transfer Switch	<u>17,500</u>	\$317,500
<b>Police Department</b>		
Purchase of two Chevrolet Tahoe 4x4 and related equipment	215,000	
Mandatory and essential POST training	67,000	
Police cadet sponsorship or new hire incentive	40,000	
K-9 program training, food and veterinary costs	27,600	
Operational supplies support	6,000	
Generator Transfer Switch	<u>17,500</u>	\$373,100
<b>Public Works</b>		
Fleet Modernization		
Dump Truck	150,000	
Public Works Truck	100,000	
Fleet Modernization Cost Increase (For Projects Rolling from '24)	<u>100,000</u>	\$350,000
<b>Grand Total</b>		<u><u>\$1,695,600</u></u>

Approved By: \_\_\_\_\_  
 Sharon Simonton, Chairperson  
 May 28, 2024



# Measure V Citizen Oversight Committee

## FY 2024-25 Transaction and Use Tax Budget

---

<b>Measure V Fund Summary</b>	
<b>FY 2024-25 Projection</b>	
<b>Beginning Fund Balance 7/1/24</b>	<b>\$ 888,691</b>
Projected Revenues (7/1/24 - 6/30/25)	\$ 1,400,000
Budgeted Expenditures (7/1/24 - 6/30/25)	\$ (1,695,600)
<b>Ending Fund Balance</b>	<b><u>\$ 593,091</u></b>

# TOWN OF PARADISE

Fiscal Year 2024/2025

## Measure "V"

### Summary

	2023 Actual Amount	2024 Amended Budget	YTD 2024 Actual Amount	2025 Department Requested	2025 Town Council Approved
<b>Fund: 1010 General Fund</b>					
<b>Revenue</b>					
010 - Taxes	\$1,387,089	\$1,300,000	\$816,963	\$1,419,321	\$1,419,321
<b>Revenue Totals</b>	<b>\$1,387,089</b>	<b>\$1,300,000</b>	<b>\$816,963</b>	<b>\$1,419,321</b>	<b>\$1,419,321</b>
<b>Expenditures</b>					
010 - Salaries and Wages	\$27,583	\$40,000	\$6,533	\$0	\$0
015 - Other Employee Costs	\$3,682	\$0	\$136	\$0	\$0
020 - Supplies	\$8,875	\$6,000	\$5,323	\$61,000	\$61,000
050 - Services	\$262,387	\$268,000	\$326,751	\$317,600	\$317,600
060 - Employee Development	\$49,538	\$40,000	\$18,758	\$67,000	\$67,000
070 - Other Costs	\$0	\$0	\$0	\$0	\$0
080 - Capital Outlay	\$1,054,873	\$744,732	\$276,274	\$1,450,000	\$1,450,000
090 - Debt Service	-\$1,911	\$0	\$0	\$0	\$0
095 - Other Financing Uses	\$484,928	\$355,000	\$0	\$0	\$0
<b>Expenditure Totals</b>	<b>\$1,889,956</b>	<b>\$1,453,732</b>	<b>\$633,775</b>	<b>\$1,895,600</b>	<b>\$1,895,600</b>
<b>Revenue Grand Totals:</b>	<b>\$1,387,089</b>	<b>\$1,300,000</b>	<b>\$816,963</b>	<b>\$1,419,321</b>	<b>\$1,419,321</b>
<b>Expenditure Grand Totals:</b>	<b>\$1,889,956</b>	<b>\$1,453,732</b>	<b>\$633,775</b>	<b>\$1,895,600</b>	<b>\$1,895,600</b>
<b>Net Grand Totals:</b>	<b>-\$502,867</b>	<b>-\$153,732</b>	<b>\$183,188</b>	<b>-\$476,279</b>	<b>-\$476,279</b>

# TOWN OF PARADISE

# Budget Worksheet Report

G/L Account Number	Account Description	2023 Actual Amount	2024 Amended Budget	YTD 2024 Actual Amount	2025 Department Requested
--------------------	---------------------	--------------------	---------------------	------------------------	---------------------------

Fund: 1010 - General Fund

REVENUES

Department: 25 - Finance

Program: 4420 - Measure C/V TUT

1010.25.4420.3130.326	General Sales and Use Tax Transactions and Use Tax (TUT)	\$1,387,089	\$1,300,000	\$816,963	\$1,419,321
<b>Program Total: 4420 - Measure C/V TUT</b>		<b>\$1,387,089</b>	<b>\$1,300,000</b>	<b>\$816,963</b>	<b>\$1,419,321</b>
<b>Department Total: 25 - Finance</b>		<b>\$1,387,089</b>	<b>\$1,300,000</b>	<b>\$816,963</b>	<b>\$1,419,321</b>
<b>REVENUES Total</b>		<b>\$1,387,089</b>	<b>\$1,300,000</b>	<b>\$816,963</b>	<b>\$1,419,321</b>

EXPENSES

Department: 25 - Finance

Program: 4420 - Measure C/V TUT

Cost Center Activity: 301 - Police Operations

1010.25.4420.301.5102	Salaries - Temporary	\$25,153	\$40,000	\$6,022	\$0
1010.25.4420.301.5105	Salaries - Overtime/FLSA	\$3,682	\$0	\$136	\$0
1010.25.4420.301.5111	Medicare	\$418	\$0	\$89	\$0
1010.25.4420.301.5112.101	GASB 68 - Pension Expense PERS	\$72	\$0	\$68	\$0
1010.25.4420.301.5112.102	GASB 68 - Pension Expense Social Security	\$1,704	\$0	\$307	\$0
1010.25.4420.301.5114.102	Health Insurance Dental	\$38	\$0	\$0	\$0
1010.25.4420.301.5114.103	Health Insurance Vision	\$6	\$0	\$0	\$0
1010.25.4420.301.5115	Unemployment Compensation	\$184	\$0	\$39	\$0
1010.25.4420.301.5116.101	Life and Disability Insurance Life & Disab.	\$9	\$0	\$7	\$0
1010.25.4420.301.5202.100	Operating Supplies General	\$8,875	\$6,000	\$5,323	\$6,000
1010.25.4420.301.5213.100	Services, Professional and Contract Services General	\$12,387	\$18,000	\$21,000	\$67,600
1010.25.4420.301.5220.100	Employee Development General	\$49,538	\$40,000	\$18,758	\$67,000
1010.25.4420.301.5303	Improvements	\$4,984	\$0	\$157	\$0
1010.25.4420.301.5304	Furniture & Equipment	\$0	\$0	\$0	\$17,500
1010.25.4420.301.5305	Vehicles	\$599,889	\$230,000	\$135,680	\$215,000
1010.25.4420.301.5501	Debt Service Payment - Principal	-\$1,911	\$0	\$0	\$0
1010.25.4420.301.5910.105	Transfers Out To Camp Fire Recovery Projects	\$70,565	\$0	\$0	\$0
<b>Cost Center Activity Total: 301 - Police Operations</b>		<b>\$775,593</b>	<b>\$334,000</b>	<b>\$187,586</b>	<b>\$373,100</b>
<b>Cost Center Activity: 302 - Police Dispatch</b>					
1010.25.4420.302.5910.105	Transfers Out To Camp Fire Recovery Projects	\$4,320	\$0	\$0	\$0
<b>Cost Center Activity Total: 302 - Police Dispatch</b>		<b>\$4,320</b>	<b>\$0</b>	<b>\$0</b>	<b>\$0</b>
<b>Cost Center Activity: 303 - Animal Control</b>					

# TOWN OF PARADISE

# Budget Worksheet Report

G/L Account Number	Account Description	2023 Actual Amount	2024 Amended Budget	YTD 2024 Actual Amount	2025 Department Requested
1010.25.4420.303.5202.100	Operating Supplies General	\$0	\$0	\$0	\$55,000
1010.25.4420.303.5213.100	Services, Professional and Contract Services General	\$0	\$0	\$52,650	\$0
1010.25.4420.303.5303	Improvements	\$0	\$0	\$0	\$700,000
1010.25.4420.303.5305	Vehicles	\$0	\$0	\$0	\$100,000
1010.25.4420.303.5910.070	Transfers Out To Animal Control Fund	\$365,232	\$355,000	\$0	\$0
<b>Cost Center Activity Total: 303 - Animal Control</b>		\$365,232	\$355,000	\$52,650	\$855,000
<b>Cost Center Activity: 304 - Fleet</b>					
1010.25.4420.304.5213.100	Services, Professional and Contract Services General	\$0	\$0	\$3,000	\$0
<b>Cost Center Activity Total: 304 - Fleet</b>		\$0	\$0	\$3,000	\$0
<b>Cost Center Activity: 325 - Fire Administration</b>					
1010.25.4420.325.5303	Improvements	\$50,000	\$45,000	\$98	\$50,000
1010.25.4420.325.5304	Furniture & Equipment	\$0	\$0	\$0	\$17,500
<b>Cost Center Activity Total: 325 - Fire Administration</b>		\$50,000	\$45,000	\$98	\$67,500
<b>Cost Center Activity: 326 - Fire Suppression</b>					
1010.25.4420.326.5213.100	Services, Professional and Contract Services General	\$250,000	\$250,000	\$250,000	\$250,000
1010.25.4420.326.5305	Vehicles	\$400,000	\$0	\$0	\$0
<b>Cost Center Activity Total: 326 - Fire Suppression</b>		\$650,000	\$250,000	\$250,000	\$250,000
<b>Cost Center Activity: 345 - Public Works Fleet</b>					
1010.25.4420.345.5303	Improvements	\$0	\$60,000	\$0	\$100,000
1010.25.4420.345.5304	Furniture & Equipment	\$0	\$193,000	\$71,341	\$0
1010.25.4420.345.5305	Vehicles	\$0	\$69,000	\$69,000	\$0
<b>Cost Center Activity Total: 345 - Public Works Fleet</b>		\$0	\$322,000	\$140,341	\$100,000
<b>Cost Center Activity: 350 - Public Works Streets</b>					
1010.25.4420.350.5305	Vehicles	\$0	\$147,732	\$0	\$250,000
1010.25.4420.350.5910.120	Transfers Out To State Gas Tax Fund	\$44,811	\$0	\$0	\$0
<b>Cost Center Activity Total: 350 - Public Works Streets</b>		\$44,811	\$147,732	\$0	\$250,000
<b>Program Total: 4420 - Measure C/V TUT</b>		\$1,889,956	\$1,453,732	\$633,674	\$1,895,600
<b>Fund REVENUE Total: 1010 - General Fund</b>		\$1,387,089	\$1,300,000	\$816,963	\$1,419,321
<b>REVENUE GRAND Totals:</b>		\$1,387,089	\$1,300,000	\$816,963	\$1,419,321
<b>EXPENSE GRAND Totals:</b>		\$1,889,956	\$1,453,732	\$633,674	\$1,895,600
<b>Grand Totals:</b>		-\$502,867	-\$153,732	\$183,289	-\$476,279





**TOWN OF PARADISE**  
Fiscal Year 2024/2025

**Department: 10 - Legislative**

Summary

	2023 Actual Amount	2024 Amended Budget	YTD 2024 Actual Amount	2025 Department Requested	2025 Town Council Approved
<b>Fund: 1010 General Fund</b>					
<b>Expenditures</b>					
010 - Salaries and Wages	\$25,411	\$25,253	\$24,215	\$25,267	\$25,267
020 - Supplies	\$170	\$50	\$26	\$1,100	\$1,100
030 - Postage Printing and Advertising	\$43	\$100	\$43	\$275	\$275
050 - Services	\$0	\$475	\$170	\$0	\$0
060 - Employee Development	\$14,966	\$20,000	\$10,799	\$6,750	\$6,750
070 - Other Costs	-\$300	\$1,000	\$597	\$19,450	\$19,450
080 - Capital Outlay	\$0	\$0	\$0	\$0	\$0
<b>Expenditure Grand Totals:</b>	<b>\$40,290</b>	<b>\$46,878</b>	<b>\$35,850</b>	<b>\$52,842</b>	<b>\$52,842</b>

# TOWN OF PARADISE

# Budget Worksheet Report

G/L Account Number	Account Description	2023 Actual Amount	2024 Amended Budget	YTD 2024 Actual Amount	2025 Department Requested
<b>Fund: 1010 - General Fund</b>					
<b>EXPENSES</b>					
<b>Department: 10 - Legislative</b>					
<b>Program: 4000 - Town Council</b>					
1010.10.4000.5101	Salaries - Permanent	\$18,000	\$18,000	\$17,250	\$18,000
1010.10.4000.5107	Car Allowance/Mileage	\$5,515	\$5,400	\$5,175	\$5,400
1010.10.4000.5111	Medicare	\$339	\$339	\$325	\$339
1010.10.4000.5112.102	GASB 68 - Pension Expense Social Security	\$1,451	\$1,451	\$1,390	\$1,451
1010.10.4000.5113	Worker's Compensation	\$106	\$63	\$75	\$77
1010.10.4000.5202.100	Operating Supplies General	\$170	\$50	\$26	\$1,100
1010.10.4000.5213.100	Services, Professional and Contract Services General	\$0	\$475	\$170	\$0
1010.10.4000.5219.100	Printing General	\$43	\$100	\$43	\$275
1010.10.4000.5220.100	Employee Development General	\$14,966	\$20,000	\$10,799	\$6,750
1010.10.4000.5223.105	Meals and Refreshments Emergencies and Meetings	\$0	\$1,000	\$597	\$1,200
1010.10.4000.5224	Travel Expenses - Lodging, Airfare, Incidentals	(\$300)	\$0	\$0	\$18,250
<b>Program Total: 4000 - Town Council</b>		<b>\$40,290</b>	<b>\$46,878</b>	<b>\$35,850</b>	<b>\$52,842</b>
<b>Department Total: 10 - Legislative</b>		<b>\$40,290</b>	<b>\$46,878</b>	<b>\$35,850</b>	<b>\$52,842</b>
<b>EXPENSES Total</b>		<b>\$40,290</b>	<b>\$46,878</b>	<b>\$35,850</b>	<b>\$52,842</b>



TOWN OF PARADISE

Fiscal Year 2024/2025

**20 - Administrative Services/ TOWN MANAGER**

Summary

	2023 Actual Amount	2024 Amended Budget	YTD 2024 Actual Amount	2025 Department Requested	2025 Town Council Approved
<b>Fund: 1010 General Fund</b>					
<b>Expenditures</b>					
010 - Salaries and Wages	\$222,948	\$261,943	\$221,537	\$271,445	\$271,445
015 - Other Employee Costs	\$32,273	\$33,673	\$28,478	\$35,280	\$35,280
020 - Supplies	\$884	\$1,500	\$1,581	\$1,850	\$1,850
030 - Postage Printing and Advertising	\$2,211	\$280	\$62	\$190	\$190
040 - Utilities	\$493	\$607	\$461	\$607	\$607
050 - Services	\$68,170	\$65,500	\$6,600	\$14,650	\$14,650
060 - Employee Development	\$5,453	\$5,000	\$819	\$5,000	\$5,000
070 - Other Costs	\$9,434	\$7,500	\$4,595	\$7,500	\$7,500
080 - Capital Outlay	\$1,303	\$2,000	\$2,521	\$4,500	\$4,500
090 - Debt Service	\$0	\$0	\$0	\$0	\$0
<b>Expenditure Grand Totals:</b>	\$343,168	\$378,003	\$266,654	\$341,022	\$341,022

# TOWN OF PARADISE

# Budget Worksheet Report

G/L Account Number	Account Description	2023 Actual Amount	2024 Amended Budget	YTD 2024 Actual Amount	2025 Department Requested
<b>Fund: 1010 - General Fund</b>					
<b>EXPENSES</b>					
<b>Department: 20 - Administrative Services</b>					
<b>Program: 4200 - Town Manager</b>					
1010.20.4200.5101	Salaries - Permanent	\$151,426	\$194,398	\$166,539	\$203,469
1010.20.4200.5106.100	Incentives & Admin Leave Administrative Leave	\$7,420	\$9,781	\$0	\$10,172
1010.20.4200.5107	Car Allowance/Mileage	\$1,118	\$2,040	\$1,066	\$2,040
1010.20.4200.5111	Medicare	\$2,465	\$2,535	\$2,287	\$2,654
1010.20.4200.5112.101	GASB 68 - Pension Expense PERS	\$29,737	\$32,633	\$30,189	\$34,058
1010.20.4200.5113	Worker's Compensation	\$636	\$680	\$789	\$875
1010.20.4200.5114.101	Health Insurance Medical	\$12,671	\$18,538	\$17,086	\$14,199
1010.20.4200.5114.102	Health Insurance Dental	\$1,409	\$0	\$1,128	\$1,203
1010.20.4200.5114.103	Health Insurance Vision	\$115	\$0	\$106	\$111
1010.20.4200.5115	Unemployment Compensation	\$1,122	\$0	\$1,051	\$1,302
1010.20.4200.5116.101	Life and Disability Insurance Life & Disab.	\$401	\$1,338	\$410	\$456
1010.20.4200.5116.102	Life and Disability Insurance Long Term/Short Term Disability	\$1,564	\$0	\$888	\$906
1010.20.4200.5119.100	Retiree Costs Medical Insurance	\$32,273	\$33,673	\$28,478	\$35,280
1010.20.4200.5122	Accrual Bank Payoff	\$12,863	\$0	\$0	\$0
1010.20.4200.5201.100	Office Supplies General	\$98	\$500	\$404	\$600
1010.20.4200.5202.100	Operating Supplies General	\$764	\$1,000	\$1,084	\$1,250
1010.20.4200.5203.100	Repairs and Maint Supplies General	\$21	\$0	\$93	\$0
1010.20.4200.5210.100	Postage General	\$23	\$80	\$19	\$50
1010.20.4200.5213.100	Services, Professional and Contract Services General	\$68,170	\$65,500	\$6,600	\$14,650
1010.20.4200.5216.100	Communications General Services	\$493	\$607	\$461	\$607
1010.20.4200.5218.100	Advertising General	\$2,107	\$0	\$0	\$0
1010.20.4200.5219.100	Printing General	\$81	\$200	\$43	\$140
1010.20.4200.5220.100	Employee Development General	\$5,453	\$5,000	\$819	\$5,000
1010.20.4200.5223.105	Meals and Refreshments Emergencies and Meetings	\$1,415	\$2,000	\$1,617	\$2,000
1010.20.4200.5224	Travel Expenses - Lodging, Airfare, Incidentals	\$8,020	\$5,500	\$2,978	\$5,500
1010.20.4200.5304	Furniture & Equipment	\$1,303	\$2,000	\$2,521	\$4,500
<b>Program Total: 4200 - Town Manager</b>		<b>\$343,168</b>	<b>\$378,003</b>	<b>\$266,654</b>	<b>\$341,022</b>
<b>Department Total: 20 - Administrative Services</b>		<b>\$343,168</b>	<b>\$378,003</b>	<b>\$266,654</b>	<b>\$341,022</b>
<b>EXPENSES Total</b>		<b>\$343,168</b>	<b>\$378,003</b>	<b>\$266,654</b>	<b>\$341,022</b>



**Town Clerk**

**FY 2024-25**

# TOWN OF PARADISE

Fiscal Year 2024/2025

## Department: 15 - Town Clerk

### Summary

	2023 Actual Amount	2024 Amended Budget	YTD 2024 Actual Amount	2025 Department Requested	2025 Town Council Approved
<b>Fund: 1010 General Fund</b>					
<b>Expenditures</b>					
010 - Salaries and Wages	\$248,383	\$271,804	\$243,354	\$290,672	\$290,672
015 - Other Employee Costs	\$2,891	\$1,148	\$0	\$13,639	\$13,639
020 - Supplies	\$2,072	\$2,400	\$1,398	\$2,380	\$2,380
030 - Postage Printing and Advertising	\$2,541	\$5,300	\$1,729	\$5,325	\$5,325
040 - Utilities	\$0	\$0	\$0	\$0	\$0
050 - Services	\$30,904	\$62,836	\$47,028	\$40,705	\$40,705
060 - Employee Development	\$7,495	\$9,700	\$1,193	\$13,130	\$13,130
075 - Special Costs	\$11,819	\$0	\$0	\$25,000	\$25,000
080 - Capital Outlay	\$2,170	\$7,200	\$3,513	\$500	\$500
090 - Debt Service	\$0	\$0	\$0	\$0	\$0
<b>Expenditure Grand Totals:</b>	<b>\$308,275</b>	<b>\$360,388</b>	<b>\$298,214</b>	<b>\$391,351</b>	<b>\$391,351</b>

# TOWN OF PARADISE

# Budget Worksheet Report

G/L Account Number	Account Description	2023 Actual Amount	2024 Amended Budget	YTD 2024 Actual Amount	2025 Department Requested
<b>Fund: 1010 - General Fund</b>					
<b>EXPENSES</b>					
<b>Department: 15 - Town Clerk</b>					
<b>Program: 4100 - Town Clerk</b>					
1010.15.4100.5101	Salaries - Permanent	\$176,546	\$197,345	\$179,025	\$212,049
1010.15.4100.5103.102	Differential Pay Out of Class	\$0	\$0	\$49	\$0
1010.15.4100.5105	Salaries - Overtime/FLSA	\$132	\$1,148	\$0	\$1,500
1010.15.4100.5106.100	Incentives & Admin Leave Administrative Leave	\$6,709	\$7,559	\$0	\$8,254
1010.15.4100.5107	Car Allowance/Mileage	\$2,323	\$2,400	\$2,300	\$2,400
1010.15.4100.5111	Medicare	\$2,682	\$3,006	\$2,592	\$3,229
1010.15.4100.5112.101	GASB 68 - Pension Expense PERS	\$36,999	\$38,907	\$36,496	\$42,171
1010.15.4100.5113	Worker's Compensation	\$620	\$691	\$801	\$912
1010.15.4100.5114.101	Health Insurance Medical	\$17,727	\$19,832	\$17,399	\$16,662
1010.15.4100.5114.102	Health Insurance Dental	\$1,529	\$0	\$1,327	\$1,415
1010.15.4100.5114.103	Health Insurance Vision	\$131	\$0	\$125	\$131
1010.15.4100.5115	Unemployment Compensation	\$1,178	\$0	\$1,188	\$1,357
1010.15.4100.5116.101	Life and Disability Insurance Life & Disab.	\$629	\$2,064	\$615	\$642
1010.15.4100.5116.102	Life and Disability Insurance Long Term/Short Term Disability	\$1,311	\$0	\$1,435	\$1,450
1010.15.4100.5119.100	Retiree Costs Medical Insurance	\$2,759	\$0	\$0	\$12,139
1010.15.4100.5201.100	Office Supplies General	\$2,001	\$1,950	\$1,080	\$1,900
1010.15.4100.5202.100	Operating Supplies General	\$0	\$325	\$242	\$340
1010.15.4100.5204	Subscriptions and Code Books	\$71	\$125	\$76	\$140
1010.15.4100.5210.100	Postage General	\$142	\$200	\$183	\$225
1010.15.4100.5213.100	Services, Professional and Contract Services General	\$15,677	\$49,636	\$28,832	\$21,543
1010.15.4100.5213.109	Services, Professional and Contract Services Recruitment Services	\$0	\$0	\$0	\$1,900
1010.15.4100.5214.100	Repair and Maint Service General	\$14,377	\$12,300	\$17,346	\$16,182
1010.15.4100.5215.100	Rents and Leases Miscellaneous	\$0	\$0	\$0	\$1,080
1010.15.4100.5215.106	Rents and Leases Copiers	\$849	\$900	\$849	\$0
1010.15.4100.5218.100	Advertising General	\$2,361	\$5,000	\$1,546	\$5,000
1010.15.4100.5219.100	Printing General	\$38	\$100	\$0	\$100
1010.15.4100.5220.100	Employee Development General	\$7,495	\$9,700	\$1,193	\$13,130
1010.15.4100.5221	Election-County Services	\$11,819	\$0	\$0	\$25,000
1010.15.4100.5304	Furniture & Equipment	\$2,170	\$7,200	\$3,513	\$500
<b>Program Total: 4100 - Town Clerk</b>		<b>\$308,275</b>	<b>\$360,388</b>	<b>\$298,214</b>	<b>\$391,351</b>
<b>Department Total: 15 - Town Clerk</b>		<b>\$308,275</b>	<b>\$360,388</b>	<b>\$298,214</b>	<b>\$391,351</b>
<b>EXPENSES Total</b>		<b>\$308,275</b>	<b>\$360,388</b>	<b>\$298,214</b>	<b>\$391,351</b>





TOWN OF PARADISE

Fiscal Year 2024/2025

Department: 20 - Administrative Services/ LEGAL

Summary

	2023 Actual Amount	2024 Amended Budget	YTD 2024 Actual Amount	2025 Department Requested	2025 Town Council Approved
<b>Fund: 1010 General Fund</b>					
<b>Expenditures</b>					
030 - Postage Printing and Advertising	\$0	\$10	\$0	\$10	\$10
050 - Services	\$248,975	\$203,100	\$136,913	\$203,328	\$203,328
<b>Expenditure Grand Totals:</b>	\$248,975	\$203,110	\$136,913	\$203,338	\$203,338

G/L Account Number	Account Description	2023 Actual Amount	2024 Amended Budget	YTD 2024 Actual Amount	2025 Department Requested
--------------------	---------------------	--------------------	---------------------	------------------------	---------------------------

**Fund: 1010 - General Fund**

**EXPENSES**

**Department: 20 - Administrative Services**

**Program: 4300 - Legal Services**

1010.20.4300.5210.100	Postage General	\$0	\$10	\$0	\$10
1010.20.4300.5213.100	Services, Professional and Contract Services General	\$248,975	\$203,100	\$136,913	\$203,328
<b>Program Total: 4300 - Legal Services</b>		<b>\$248,975</b>	<b>\$203,110</b>	<b>\$136,913</b>	<b>\$203,338</b>
<b>Department Total: 20 - Administrative Services</b>		<b>\$248,975</b>	<b>\$203,110</b>	<b>\$136,913</b>	<b>\$203,338</b>
<b>EXPENSES Total</b>		<b>\$248,975</b>	<b>\$203,110</b>	<b>\$136,913</b>	<b>\$203,338</b>

## **Administrative Services**

***Central Services, Information Technology, Finance,  
Human Resources,  
Facility Rentals***

**FY 2024-25**

TOWN OF  
*Paradise*  
CALIFORNIA

INC. 1979

# TOWN OF PARADISE

Fiscal Year 2024/2025

## Department: 20 Administrative Services/ CENTRAL SERVICES

### Summary

	2023 Actual Amount	2024 Amended Budget	YTD 2024 Actual Amount	2025 Department Requested	2025 Town Council Approved
<b>Fund: 1010 General Fund</b>					
<b>Expenditures</b>					
010 - Salaries and Wages	\$187,684	\$206,006	\$213,497	\$290,392	\$290,392
015 - Other Employee Costs	\$0	\$0	\$1,695	\$0	\$0
020 - Supplies	\$7,044	\$9,645	\$5,796	\$10,150	\$10,150
030 - Postage Printing and Advertising	\$863	\$1,000	\$1,060	\$1,750	\$1,750
040 - Utilities	\$43,571	\$39,401	\$36,024	\$39,500	\$39,500
050 - Services	\$411,766	\$496,527	\$485,520	\$647,277	\$647,277
060 - Employee Development	\$0	\$0	\$0	\$0	\$0
070 - Other Costs	\$43,344	\$44,644	\$43,145	\$44,644	\$44,644
075 - Special Costs	\$0	\$1,032	\$0	\$0	\$0
080 - Capital Outlay	\$205	\$0	\$0	\$0	\$0
090 - Debt Service	\$1,616	\$4,250	\$1,442	\$5,000	\$5,000
<b>Expenditure Grand Totals:</b>	<b>\$696,093</b>	<b>\$802,505</b>	<b>\$788,179</b>	<b>\$1,038,713</b>	<b>\$1,038,713</b>

# TOWN OF PARADISE

# Budget Worksheet Report

G/L Account Number	Account Description	2023 Actual Amount	2024 Amended Budget	YTD 2024 Actual Amount	2025 Department Requested	2025 Town Council Approved
--------------------	---------------------	--------------------	---------------------	------------------------	---------------------------	----------------------------

**Fund: 1010 - General Fund**

**EXPENSES**

**Department: 20 - Administrative Services**

**Program: 4201 - Central Services**

1010.20.4201.5101	Salaries - Permanent	\$138,901	\$157,312	\$147,537	\$212,319	\$212,319
1010.20.4201.5102	Salaries - Temporary	\$0	\$0	\$1,189	\$0	\$0
1010.20.4201.5103.102	Differential Pay Out of Class	\$0	\$0	\$441	\$0	\$0
1010.20.4201.5105	Salaries - Overtime/FLSA	\$0	\$0	\$1,695	\$0	\$0
1010.20.4201.5106.100	Incentives & Admin Leave Administrative Leave	\$3,309	\$3,733	\$420	\$3,237	\$3,237
1010.20.4201.5111	Medicare	\$2,229	\$2,335	\$2,284	\$3,126	\$3,126
1010.20.4201.5112.101	GASB 68 - Pension Expense PERS	\$26,100	\$25,651	\$24,666	\$35,353	\$35,353
1010.20.4201.5112.102	GASB 68 - Pension Expense Social Security	\$0	\$0	\$74	\$0	\$0
1010.20.4201.5113	Worker's Compensation	\$497	\$551	\$657	\$913	\$913
1010.20.4201.5114.101	Health Insurance Medical	\$11,818	\$14,459	\$20,570	\$28,740	\$28,740
1010.20.4201.5114.102	Health Insurance Dental	\$1,854	\$0	\$2,397	\$2,271	\$2,271
1010.20.4201.5114.103	Health Insurance Vision	\$94	\$0	\$162	\$162	\$162
1010.20.4201.5115	Unemployment Compensation	\$980	\$0	\$1,041	\$1,359	\$1,359
1010.20.4201.5116.101	Life and Disability Insurance Life & Disab.	\$506	\$1,965	\$567	\$770	\$770

# TOWN OF PARADISE

# Budget Worksheet Report

G/L Account Number	Account Description	2023 Actual Amount	2024 Amended Budget	YTD 2024 Actual Amount	2025 Department Requested	2025 Town Council Approved
1010.20.4201.5116.102	Life and Disability Insurance Long Term/Short Term Disability	\$1,397	\$0	\$1,522	\$2,142	\$2,142
1010.20.4201.5122	Accrual Bank Payoff	\$0	\$0	\$9,970	\$0	\$0
1010.20.4201.5201.100	Office Supplies General	\$169	\$1,000	\$137	\$150	\$150
1010.20.4201.5202.100	Operating Supplies General	\$3,428	\$3,145	\$2,251	\$3,500	\$3,500
1010.20.4201.5203.100	Repairs and Maint Supplies General	\$3,447	\$3,500	\$3,408	\$4,500	\$4,500
1010.20.4201.5209.101	Auto Fuel Expense Town Vehicles	\$0	\$2,000	\$0	\$2,000	\$2,000
1010.20.4201.5210.100	Postage General	\$0	\$50	\$0	\$50	\$50
1010.20.4201.5211.135	Utilities Water and Sewer	\$1,401	\$1,401	\$1,167	\$1,500	\$1,500
1010.20.4201.5211.137	Utilities Electric and Gas	\$42,170	\$38,000	\$34,499	\$38,000	\$38,000
1010.20.4201.5212.100	Insurance General	\$301,671	\$401,582	\$403,572	\$548,657	\$548,657
1010.20.4201.5213.100	Services, Professional and Contract Services General	\$85,046	\$66,525	\$60,587	\$70,200	\$70,200
1010.20.4201.5214.100	Repair and Maint Service General	\$23,474	\$26,800	\$19,356	\$26,800	\$26,800
1010.20.4201.5215.100	Rents and Leases Miscellaneous	\$1,575	\$1,620	\$2,004	\$1,620	\$1,620
1010.20.4201.5216.100	Communications General Services	\$0	\$0	\$358	\$0	\$0
1010.20.4201.5218.100	Advertising General	\$0	\$100	\$0	\$100	\$100
1010.20.4201.5219.100	Printing General	\$863	\$850	\$1,060	\$1,600	\$1,600
1010.20.4201.5225	Bank Fees and Charges	\$0	\$1,032	\$0	\$0	\$0
1010.20.4201.5260	Miscellaneous	\$43,344	\$44,644	\$43,145	\$44,644	\$44,644
1010.20.4201.5304	Furniture & Equipment	\$205	\$0	\$0	\$0	\$0
1010.20.4201.5500	Bond Payments - Fiscal Agent	\$1,616	\$4,250	\$1,442	\$5,000	\$5,000
<b>Program Total: 4201 - Central Services</b>		<b>\$696,093</b>	<b>\$802,505</b>	<b>\$788,179</b>	<b>\$1,038,713</b>	<b>\$1,038,713</b>
<b>Department Total: 20 - Administrative Services</b>		<b>\$696,093</b>	<b>\$802,505</b>	<b>\$788,179</b>	<b>\$1,038,713</b>	<b>\$1,038,713</b>
<b>EXPENSES Total</b>		<b>\$696,093</b>	<b>\$802,505</b>	<b>\$788,179</b>	<b>\$1,038,713</b>	<b>\$1,038,713</b>

# TOWN OF PARADISE

Fiscal Year 2024/2025

## Department: 20 - Administrative Services/ INFORMATION TECHNOLOGY

### Summary

	2023 Actual Amount	2024 Amended Budget	YTD 2024 Actual Amount	2025 Department Requested	2025 Town Council Approved
<b>Fund: 1010 General Fund</b>					
<b>Expenditures</b>					
010 - Salaries and Wages	-\$323,216	\$66,456	\$182,011	\$109,456	\$109,456
015 - Other Employee Costs	\$0	\$0	\$0	\$0	\$0
020 - Supplies	\$3,756	\$3,250	\$337	\$3,250	\$3,250
030 - Postage Printing and Advertising	\$0	\$0	\$241	\$0	\$0
040 - Utilities	\$43,323	\$49,320	\$35,840	\$49,324	\$49,324
050 - Services	\$225,767	\$243,466	\$208,136	\$306,750	\$306,750
060 - Employee Development	\$2,865	\$5,000	\$0	\$10,000	\$10,000
070 - Other Costs	\$0	\$0	\$43	\$0	\$0
075 - Special Costs	\$14,259	\$1,450	\$2,557	\$1,450	\$1,450
080 - Capital Outlay	\$14,748	\$23,000	\$20,605	\$15,000	\$15,000
090 - Debt Service	\$0	\$0	\$0	\$0	\$0
095 - Other Financing Uses	\$0	\$0	\$0	\$0	\$0
<b>Expenditure Grand Totals:</b>	-\$18,497	\$391,942	\$449,770	\$495,230	\$495,230



# TOWN OF PARADISE

# Budget Worksheet Report

G/L Account Number	Account Description	2023 Actual Amount	2024 Amended Budget	YTD 2024 Actual Amount	2025 Department Requested
<b>Fund: 1010 - General Fund</b>					
<b>EXPENSES</b>					
<b>Department: 20 - Administrative Services</b>					
<b>Program: 4202 - Information Technology</b>					
1010.20.4202.5101	Salaries - Permanent	131,791	198,232	126,748	239,474
1010.20.4202.5106.100	Incentives & Admin Leave Administrative Leave	7,835	11,436	0	13,816
1010.20.4202.5107	Car Allowance/Mileage	2,400	4,800	2,200	4,800
1010.20.4202.5111	Medicare	1,922	3,110	1,708	3,742
1010.20.4202.5112.101	GASB 68 - Pension Expense PERS	25,788	37,876	31,922	41,495
1010.20.4202.5113	Worker's Compensation	454	694	756	1,030
1010.20.4202.5114.101	Health Insurance Medical	15,363	32,033	14,419	22,475
1010.20.4202.5114.102	Health Insurance Dental	2,225	0	2,137	2,384
1010.20.4202.5114.103	Health Insurance Vision	180	0	165	181
1010.20.4202.5115	Unemployment Compensation	846	0	787	1,533
1010.20.4202.5116.101	Life and Disability Insurance Life & Disab.	385	2,275	353	770
1010.20.4202.5116.102	Life and Disability Insurance Long Term/Short Term Disability	717	0	815	1,756
1010.20.4202.5199.199	Other Fund Support IT-Serv from Tech Fee	(513,123)	(224,000)	0	(224,000)
1010.20.4202.5202.100	Operating Supplies General	3,702	3,250	337	3,250
1010.20.4202.5203.100	Repairs and Maint Supplies General	54	0	0	0
1010.20.4202.5210.100	Postage General	0	0	1	0
1010.20.4202.5213.100	Services, Professional and Contract Services General	135,191	109,800	126,619	109,800
1010.20.4202.5214.100	Repair and Maint Service General	88,392	131,482	79,333	194,766
1010.20.4202.5215.106	Rents and Leases Copiers	2,184	2,184	2,184	2,184
1010.20.4202.5216.100	Communications General Services	43,323	49,320	35,840	49,324
1010.20.4202.5218.100	Advertising General	0	0	240	0
1010.20.4202.5220.100	Employee Development General	2,865	5,000	0	10,000
1010.20.4202.5223.105	Meals and Refreshments Emergencies and Meetings	0	0	43	0
1010.20.4202.5225	Bank Fees and Charges	14,259	1,450	2,557	1,450
1010.20.4202.5304	Furniture & Equipment	14,748	23,000	20,605	15,000
<b>Program Total: 4202 - Information Technology</b>		<b>(18,497)</b>	<b>391,942</b>	<b>449,770</b>	<b>495,230</b>
<b>Department Total: 20 - Administrative Services</b>		<b>(18,497)</b>	<b>391,942</b>	<b>449,770</b>	<b>495,230</b>
<b>EXPENSES Total</b>		<b>(18,497)</b>	<b>391,942</b>	<b>449,770</b>	<b>495,230</b>

# TOWN OF PARADISE

Fiscal Year 2024/2025

## Department: 25 - Finance

### Summary

	2023 Actual Amount	2024 Amended Budget	YTD 2024 Actual Amount	2025 Department Requested	2025 Town Council Approved
<b>Fund: 1010 General Fund</b>					
<b>Expenditures</b>					
010 - Salaries and Wages	\$218,293	\$293,797	\$221,990	\$225,953	\$225,953
015 - Other Employee Costs	\$36,193	\$38,087	\$34,067	\$44,020	\$44,020
020 - Supplies	\$811	\$830	\$1,678	\$1,230	\$1,230
030 - Postage Printing and Advertising	\$6,627	\$6,100	\$4,302	\$6,600	\$6,600
040 - Utilities	\$0	\$0	\$0	\$0	\$0
050 - Services	\$5,312	\$287,200	\$84,388	\$290,755	\$290,755
060 - Employee Development	\$825	\$6,425	\$712	\$8,925	\$8,925
070 - Other Costs	\$79	\$100	\$101	\$100	\$100
075 - Special Costs	\$0	\$0	\$0	\$0	\$0
080 - Capital Outlay	\$7,129	\$3,000	\$444	\$3,000	\$3,000
090 - Debt Service	\$0	\$0	\$0	\$0	\$0
<b>Expenditure Grand Totals:</b>	\$275,270	\$635,539	\$347,681	\$580,583	\$580,583

G/L Account Number	Account Description	2023 Actual Amount	2024 Amended Budget	YTD 2024 Actual Amount	2025 Department Requested
--------------------	---------------------	--------------------	---------------------	------------------------	---------------------------

**Fund: 1010 - General Fund**

**EXPENSES**

**Department: 25 - Finance**

**Program: 4400 - Finance**

1010.25.4400.5101	Salaries - Permanent	\$152,623	\$216,289	\$159,190	\$161,338
1010.25.4400.5103.102	Differential Pay Out of Class	\$499	\$0	\$0	\$0
1010.25.4400.5105	Salaries - Overtime/FLSA	\$0	\$0	\$57	\$0
1010.25.4400.5106.100	Incentives & Admin Leave Administrative Leave	\$7,332	\$10,044	\$1,217	\$7,801
1010.25.4400.5106.200	Incentives & Admin Leave Gym Reimbursement	\$0	\$0	\$35	\$480
1010.25.4400.5107	Car Allowance/Mileage	\$1,476	\$1,992	\$1,826	\$1,992
1010.25.4400.5111	Medicare	\$2,331	\$3,311	\$2,140	\$2,481
1010.25.4400.5112.101	GASB 68 - Pension Expense PERS	\$30,125	\$36,138	\$31,517	\$26,349
1010.25.4400.5113	Worker's Compensation	\$591	\$757	\$808	\$694
1010.25.4400.5114.101	Health Insurance Medical	\$14,820	\$23,322	\$19,598	\$17,317
1010.25.4400.5114.102	Health Insurance Dental	\$1,220	\$0	\$2,806	\$4,853
1010.25.4400.5114.103	Health Insurance Vision	\$105	\$0	\$199	\$312
1010.25.4400.5115	Unemployment Compensation	\$1,018	\$0	\$995	\$1,033
1010.25.4400.5116.101	Life and Disability Insurance Life & Disab.	\$409	\$1,944	\$434	\$422
1010.25.4400.5116.102	Life and Disability Insurance Long Term/Short Term Disability	\$762	\$0	\$993	\$881
1010.25.4400.5119.100	Retiree Costs Medical Insurance	\$36,193	\$38,087	\$34,010	\$44,020
1010.25.4400.5122	Accrual Bank Payoff	\$4,981	\$0	\$231	\$0
1010.25.4400.5201.100	Office Supplies General	\$715	\$600	\$1,453	\$1,000
1010.25.4400.5202.100	Operating Supplies General	\$96	\$230	\$0	\$230
1010.25.4400.5204	Subscriptions and Code Books	\$0	\$0	\$225	\$0
1010.25.4400.5210.100	Postage General	\$1,605	\$1,600	\$2,628	\$3,000
1010.25.4400.5213.100	Services, Professional and Contract Services General	\$5,312	\$287,200	\$84,388	\$287,700
1010.25.4400.5214.100	Repair and Maint Service General	\$0	\$0	\$0	\$3,055
1010.25.4400.5218.100	Advertising General	\$3,694	\$3,500	\$1,674	\$300
1010.25.4400.5219.100	Printing General	\$1,328	\$1,000	\$0	\$3,300
1010.25.4400.5220.100	Employee Development General	\$225	\$5,825	\$712	\$8,325
1010.25.4400.5220.110	Employee Development Education Reimb MOU Program	\$600	\$600	\$0	\$600
1010.25.4400.5223.105	Meals and Refreshments Emergencies and Meetings	\$79	\$100	\$101	\$100
1010.25.4400.5304	Furniture & Equipment	\$7,129	\$3,000	\$444	\$3,000

<b>Program Total: 4400 - Finance</b>	<b>\$275,270</b>	<b>\$635,539</b>	<b>\$347,681</b>	<b>\$580,583</b>
--------------------------------------	------------------	------------------	------------------	------------------

<b>Department Total: 25 - Finance</b>	<b>\$275,270</b>	<b>\$635,539</b>	<b>\$347,681</b>	<b>\$580,583</b>
---------------------------------------	------------------	------------------	------------------	------------------

<b>EXPENSES Total</b>	<b>\$275,270</b>	<b>\$635,539</b>	<b>\$347,681</b>	<b>\$580,583</b>
-----------------------	------------------	------------------	------------------	------------------

**TOWN OF PARADISE**  
Fiscal Year 2024/2025

**Department: 20 - Administrative Services/ HR & RISK MANAGEMENT**

Summary

	2023 Actual Amount	2024 Amended Budget	YTD 2024 Actual Amount	2025 Department Requested	2025 Town Council Approved
<b>Fund: 1010 General Fund</b>					
<b>Expenditures</b>					
010 - Salaries and Wages	\$218,626	\$237,183	\$212,861	\$264,526	\$264,526
015 - Other Employee Costs	\$2,297	\$3,750	\$0	\$3,750	\$3,750
020 - Supplies	\$554	\$1,200	\$965	\$1,500	\$1,500
030 - Postage Printing and Advertising	\$25	\$25	\$46	\$100	\$100
040 - Utilities	\$0	\$0	\$0	\$0	\$0
050 - Services	\$2,290	\$3,392	\$2,293	\$8,954	\$8,954
060 - Employee Development	\$0	\$8,000	\$1,235	\$8,000	\$8,000
070 - Other Costs	\$0	\$0	\$0	\$0	\$0
075 - Special Costs	\$0	\$0	\$0	\$0	\$0
080 - Capital Outlay	\$0	\$0	\$0	\$0	\$0
090 - Debt Service	\$0	\$0	\$0	\$0	\$0
<b>Expenditure Grand Totals:</b>	\$223,793	\$253,550	\$217,400	\$286,830	\$286,830

# TOWN OF PARADISE

# Budget Worksheet Report

		2025 Department			
G/L Account Number	Account Description	2023 Actual Amount	2024 Amended Budget	YTD 2024 Actual Amount	Requested
<b>Fund: 1010 - General Fund</b>					
<b>EXPENSES</b>					
<b>Department: 20 - Administrative Services</b>					
<b>Program: 4203 - HR and Risk Management</b>					
1010.20.4203.5101	Salaries - Permanent	\$156,967	\$164,455	\$152,999	\$188,898
1010.20.4203.5106.100	Incentives & Admin Leave Administrative Leave	\$0	\$8,546	\$0	\$9,332
1010.20.4203.5107	Car Allowance/Mileage	\$2,400	\$2,400	\$2,200	\$2,400
1010.20.4203.5111	Medicare	\$2,219	\$2,667	\$2,066	\$2,909
1010.20.4203.5112.101	GASB 68 - Pension Expense PERS	\$33,479	\$35,727	\$32,974	\$39,185
1010.20.4203.5113	Worker's Compensation	\$542	\$606	\$666	\$812
1010.20.4203.5114.101	Health Insurance Medical	\$18,193	\$21,276	\$17,192	\$15,686
1010.20.4203.5114.102	Health Insurance Dental	\$2,225	\$0	\$2,137	\$2,384
1010.20.4203.5114.103	Health Insurance Vision	\$179	\$0	\$165	\$181
1010.20.4203.5115	Unemployment Compensation	\$974	\$0	\$980	\$1,209
1010.20.4203.5116.101	Life and Disability Insurance Life & Disab.	\$510	\$1,506	\$471	\$514
1010.20.4203.5116.102	Life and Disability Insurance Long Term/Short Term Disability	\$939	\$0	\$1,012	\$1,016
1010.20.4203.5119.120	Retiree Costs PERS 1959 Survivor Benefits	\$2,297	\$3,750	\$0	\$3,750
1010.20.4203.5201.100	Office Supplies General	\$172	\$500	\$321	\$700
1010.20.4203.5202.100	Operating Supplies General	\$382	\$700	\$645	\$800
1010.20.4203.5210.100	Postage General	\$25	\$25	\$46	\$100
1010.20.4203.5213.100	Services, Professional and Contract Services General	\$2,290	\$2,892	\$2,293	\$8,454
1010.20.4203.5214.100	Repair and Maint Service General	\$0	\$500	\$0	\$500
1010.20.4203.5219.100	Printing General	\$0	\$0	\$0	\$0
1010.20.4203.5220.100	Employee Development General	\$0	\$5,000	\$1,235	\$5,000
1010.20.4203.5220.110	Employee Development Education Reimb MOU Program	\$0	\$3,000	\$0	\$3,000
<b>Program Total: 4203 - HR and Risk Management</b>		<b>\$223,793</b>	<b>\$253,550</b>	<b>\$217,400</b>	<b>\$286,830</b>
<b>Department Total: 20 - Administrative Services</b>		<b>\$223,793</b>	<b>\$253,550</b>	<b>\$217,400</b>	<b>\$286,830</b>
<b>EXPENSES Total</b>		<b>\$223,793</b>	<b>\$253,550</b>	<b>\$217,400</b>	<b>\$286,830</b>

# TOWN OF PARADISE

Fiscal Year 2024/2025

## Department: 25 - Finance/ RENTAL

### Summary

	2023 Actual Amount	2024 Amended Budget	YTD 2024 Actual Amount	2025 Department Requested	2025 Town Council Approved
<b>Fund: 1010 General Fund</b>					
<b>Expenditures</b>					
020 - Supplies	\$7	\$0	\$0	\$0	\$0
040 - Utilities	\$264	\$792	\$220	\$400	\$400
050 - Services	\$0	\$0	\$0	\$0	\$0
090 - Debt Service	\$0	\$0	\$0	\$0	\$0
<b>Expenditure Grand Totals:</b>	\$270	\$792	\$220	\$400	\$400

G/L Account Number	Account Description	2023 Actual Amount	2024 Amended Budget	YTD 2024 Actual Amount	2025 Department Requested
--------------------	---------------------	--------------------	---------------------	------------------------	---------------------------

Fund: 1010 - General Fund

EXPENSES

Department: 25 - Finance

Program: 5005 - Rental Properties

1010.25.5005.5203.100	Repairs and Maint Supplies General	\$7	\$0	\$0	\$0
1010.25.5005.5211.175	Utilities Rental Properties	\$264	\$792	\$220	\$400
<b>Program Total: 5005 - Rental Properties</b>		<b>\$270</b>	<b>\$792</b>	<b>\$220</b>	<b>\$400</b>
<b>Department Total: 25 - Finance</b>		<b>\$270</b>	<b>\$792</b>	<b>\$220</b>	<b>\$400</b>
<b>EXPENSES Total</b>		<b>\$270</b>	<b>\$792</b>	<b>\$220</b>	<b>\$400</b>

# Police Department

*Administration, Operations, Public Safety  
Communications*

**FY 2024-25**

TOWN OF  
*Paradise*  
CALIFORNIA

INC. 1979



# TOWN OF PARADISE

Fiscal Year 2024/2025

## Department: 30 - Police / ADMINISTRATION

### Summary

	2023 Actual Amount	2024 Amended Budget	YTD 2024 Actual Amount	2025 Department Requested	2025 Town Council Approved
<b>Fund: 1010 General Fund</b>					
<b>Expenditures</b>					
010 - Salaries and Wages	\$1,007,915	\$1,072,982	\$963,201	\$1,151,824	\$1,151,824
015 - Other Employee Costs	\$75,673	\$69,474	\$64,203	\$79,181	\$79,181
020 - Supplies	\$8,433	\$12,500	\$7,674	\$18,150	\$18,150
030 - Postage Printing and Advertising	\$1,911	\$2,000	\$420	\$3,000	\$3,000
040 - Utilities	\$58,293	\$53,350	\$56,441	\$63,270	\$63,270
050 - Services	\$60,244	\$81,325	\$70,126	\$99,624	\$99,624
060 - Employee Development	\$1,659	\$8,500	\$1,346	\$9,300	\$9,300
070 - Other Costs	\$462	\$750	\$582	\$1,000	\$1,000
075 - Special Costs	\$2,163	\$1,000	\$1,186	\$1,400	\$1,400
080 - Capital Outlay	\$15,186	\$35,000	\$34,625	\$71,153	\$71,153
090 - Debt Service	\$0	\$0	\$0	\$0	\$0
<b>Expenditure Grand Totals:</b>	\$1,231,938	\$1,336,881	\$1,199,803	\$1,497,902	\$1,497,902

# TOWN OF PARADISE

# Budget Worksheet Report

G/L Account Number	Account Description	2023 Actual Amount	2024 Amended Budget	YTD 2024 Actual Amount	2025 Department Requested
--------------------	---------------------	--------------------	---------------------	------------------------	---------------------------

**Fund: 1010 - General Fund**

**EXPENSES**

**Department: 30 - Police**

**Program: 4510 - Police Administration**

1010.30.4510.5101	Salaries - Permanent	\$459,359	\$501,965	\$423,162	\$525,984
1010.30.4510.5103.102	Differential Pay Out of Class	\$484	\$0	\$175	\$0
1010.30.4510.5104	Wages - PS Holiday Pay	\$22,917	\$25,702	\$22,295	\$27,068
1010.30.4510.5105	Salaries - Overtime/FLSA	\$516	\$500	\$0	\$500
1010.30.4510.5106.100	Incentives & Admin Leave Administrative Leave	\$24,551	\$41,336	\$23,895	\$28,782
1010.30.4510.5106.101	Incentives & Admin Leave School Incentive	\$25,254	\$27,529	\$24,194	\$28,737
1010.30.4510.5109.100	Allowances Uniform Allowance	\$2,790	\$2,790	\$2,558	\$2,790
1010.30.4510.5111	Medicare	\$7,477	\$8,487	\$7,005	\$8,894
1010.30.4510.5112.101	GASB 68 - Pension Expense PERS	\$382,180	\$401,607	\$384,673	\$474,047
1010.30.4510.5113	Worker's Compensation	\$18,607	\$19,510	\$22,246	\$28,040
1010.30.4510.5114.101	Health Insurance Medical	\$47,794	\$40,604	\$38,687	\$17,371
1010.30.4510.5114.102	Health Insurance Dental	\$8,390	\$0	\$6,412	\$3,000
1010.30.4510.5114.103	Health Insurance Vision	\$672	\$0	\$496	\$300
1010.30.4510.5115	Unemployment Compensation	\$3,309	\$0	\$3,195	\$3,361
1010.30.4510.5116.101	Life and Disability Insurance Life & Disab.	\$1,076	\$3,452	\$974	\$899
1010.30.4510.5116.102	Life and Disability Insurance Long Term/Short Term Disability	\$3,056	\$0	\$3,235	\$2,551
1010.30.4510.5119.100	Retiree Costs Medical Insurance	\$75,157	\$68,974	\$64,203	\$78,681
1010.30.4510.5201.100	Office Supplies General	\$1,808	\$2,000	\$1,037	\$2,000

# TOWN OF PARADISE

# Budget Worksheet Report

G/L Account Number	Account Description	2023 Actual Amount	2024 Amended Budget	YTD 2024 Actual Amount	2025 Department Requested
1010.30.4510.5202.100	Operating Supplies General	\$4,484	\$8,350	\$3,800	\$13,400
1010.30.4510.5203.100	Repairs and Maint Supplies General	\$2,141	\$2,150	\$2,837	\$2,750
1010.30.4510.5210.100	Postage General	\$1,500	\$1,500	\$77	\$1,500
1010.30.4510.5211.135	Utilities Water and Sewer	\$1,375	\$1,200	\$1,512	\$2,520
1010.30.4510.5211.137	Utilities Electric and Gas	\$37,781	\$31,000	\$35,885	\$38,000
1010.30.4510.5211.139	Utilities Propane	\$1,156	\$1,750	\$1,331	\$1,750
1010.30.4510.5213.100	Services, Professional and Contract Services General	\$18,274	\$16,140	\$17,741	\$23,740
1010.30.4510.5213.109	Services, Professional and Contract Services Recruitment Services	\$0	\$0	\$0	\$2,200
1010.30.4510.5214.100	Repair and Maint Service General	\$40,095	\$63,276	\$50,644	\$70,375
1010.30.4510.5215.100	Rents and Leases Miscellaneous	\$540	\$565	\$406	\$1,909
1010.30.4510.5215.106	Rents and Leases Copiers	\$1,335	\$1,344	\$1,335	\$1,400
1010.30.4510.5216.100	Communications General Services	\$17,980	\$19,400	\$17,713	\$21,000
1010.30.4510.5218.100	Advertising General	\$290	\$0	\$220	\$1,000
1010.30.4510.5219.100	Printing General	\$121	\$500	\$122	\$500
1010.30.4510.5220.100	Employee Development General	\$1,659	\$8,500	\$1,346	\$9,300
1010.30.4510.5223.105	Meals and Refreshments Emergencies and Meetings	\$458	\$750	\$575	\$1,000
1010.30.4510.5224	Travel Expenses - Lodging, Airfare, Incidentals	\$0	\$0	\$7	\$0
1010.30.4510.5225	Bank Fees and Charges	\$2,163	\$1,000	\$1,186	\$1,400
1010.30.4510.5260	Miscellaneous	\$4	\$0	\$0	\$0
1010.30.4510.5303	Improvements	\$7,055	\$0	\$0	\$0
1010.30.4510.5304	Furniture & Equipment	\$8,131	\$35,000	\$34,625	\$71,153
<b>Program Total: 4510 - Police Administration</b>		<b>\$1,231,938</b>	<b>\$1,336,881</b>	<b>\$1,199,803</b>	<b>\$1,497,902</b>
<b>Department Total: 30 - Police</b>		<b>\$1,231,938</b>	<b>\$1,336,881</b>	<b>\$1,199,803</b>	<b>\$1,497,902</b>
<b>EXPENSES Total</b>		<b>\$1,231,938</b>	<b>\$1,336,881</b>	<b>\$1,199,803</b>	<b>\$1,497,902</b>

# TOWN OF PARADISE

Fiscal Year 2024/2025

## Department: 30 - Police/ OPERATIONS

### Summary

	2023 Actual Amount	2024 Amended Budget	YTD 2024 Actual Amount	2025 Department Requested	2025 Town Council Approved
<b>Fund: 1010 General Fund</b>					
<b>Expenditures</b>					
010 - Salaries and Wages	\$3,156,037	\$3,286,003	\$3,000,543	\$4,029,590	\$4,029,590
015 - Other Employee Costs	\$474,076	\$457,383	\$447,382	\$473,115	\$473,115
020 - Supplies	\$111,023	\$118,550	\$104,413	\$127,700	\$127,700
030 - Postage Printing and Advertising	\$20	\$200	\$360	\$200	\$200
040 - Utilities	\$90,192	\$37,700	\$37,699	\$52,100	\$52,100
050 - Services	\$8,062	\$21,700	\$16,607	\$25,001	\$25,001
060 - Employee Development	-\$2,297	\$6,637	\$4,320	\$2,000	\$2,000
070 - Other Costs	\$0	\$0	\$642	\$100	\$100
075 - Special Costs	\$0	\$0	\$0	\$0	\$0
080 - Capital Outlay	\$55,197	\$2,500	\$17,304	\$2,500	\$2,500
090 - Debt Service	\$10,861	\$10,861	\$10,861	\$10,861	\$10,861
<b>Expenditure Grand Totals:</b>	<b>\$3,903,171</b>	<b>\$3,941,534</b>	<b>\$3,640,131</b>	<b>\$4,723,167</b>	<b>\$4,723,167</b>

# TOWN OF PARADISE

# Budget Worksheet Report

G/L Account Number	Account Description	2023 Actual Amount	2024 Amended Budget	YTD 2024 Actual Amount	2025 Department Requested
<b>Fund: 1010 - General Fund</b>					
<b>EXPENSES</b>					
<b>Department: 30 - Police</b>					
<b>Program: 4520 - Police Operations</b>					
1010.30.4520.5101	Salaries - Permanent	\$1,317,877	\$1,518,792	\$1,136,032	\$1,688,121
1010.30.4520.5103.102	Differential Pay Out of Class	\$8,694	\$0	\$5,508	\$0
1010.30.4520.5103.105	Differential Pay Swing/Graveyard Shift	\$39,654	\$0	\$44,559	\$49,473
1010.30.4520.5103.107	Differential Pay Officer in Charge	\$0	\$0	\$0	\$5,500
1010.30.4520.5103.108	Differential Pay Canine Maintenance	\$15,914	\$0	\$16,009	\$18,895
1010.30.4520.5104	Wages - PS Holiday Pay	\$74,522	\$83,736	\$72,597	\$96,380
1010.30.4520.5105	Salaries - Overtime/FLSA	\$326,726	\$300,000	\$326,981	\$326,000
1010.30.4520.5106.100	Incentives & Admin Leave Administrative Leave	\$34,726	\$0	\$30,100	\$0
1010.30.4520.5106.101	Incentives & Admin Leave School Incentive	\$56,268	\$62,823	\$54,936	\$111,977
1010.30.4520.5106.103	Incentives & Admin Leave Team Pay	\$9,358	\$0	\$8,617	\$9,585
1010.30.4520.5106.200	Incentives & Admin Leave Gym Reimbursement	\$0	\$360	\$339	\$360
1010.30.4520.5106.205	Incentives & Admin Leave PS Recruitment Incentive	\$0	\$5,000	\$0	\$25,000
1010.30.4520.5109.100	Allowances Uniform Allowance	\$16,791	\$15,880	\$15,605	\$17,740
1010.30.4520.5111	Medicare	\$24,950	\$29,299	\$23,287	\$34,537
1010.30.4520.5112.101	GASB 68 - Pension Expense PERS	\$1,316,556	\$1,360,136	\$1,289,515	\$1,712,842
1010.30.4520.5113	Worker's Compensation	\$69,976	\$73,736	\$82,197	\$117,309
1010.30.4520.5114.101	Health Insurance Medical	\$194,065	\$229,334	\$154,258	\$189,922

# TOWN OF PARADISE

# Budget Worksheet Report

G/L Account Number	Account Description	2023 Actual Amount	2024 Amended Budget	YTD 2024 Actual Amount	2025 Department Requested
1010.30.4520.5114.102	Health Insurance Dental	\$26,593	\$0	\$23,434	\$29,913
1010.30.4520.5114.103	Health Insurance Vision	\$2,207	\$0	\$1,873	\$2,408
1010.30.4520.5115	Unemployment Compensation	\$13,157	\$0	\$20,231	\$10,739
1010.30.4520.5116.101	Life and Disability Insurance Life & Disab.	\$3,901	\$15,862	\$3,598	\$4,622
1010.30.4520.5116.102	Life and Disability Insurance Long Term/Short Term Disability	\$10,444	\$0	\$9,892	\$13,222
1010.30.4520.5119.100	Retiree Costs Medical Insurance	\$147,350	\$157,383	\$120,401	\$147,115
1010.30.4520.5122	Accrual Bank Payoff	\$13,861	\$0	\$7,955	\$0
1010.30.4520.5199.130	Other Payroll Expenses Interfund Payroll Transfers	(\$93,478)	(\$108,955)	\$0	(\$108,955)
1010.30.4520.5202.100	Operating Supplies General	\$37,636	\$48,050	\$34,480	\$49,300
1010.30.4520.5203.100	Repairs and Maint Supplies General	\$0	\$0	\$16	\$0
1010.30.4520.5204	Subscriptions and Code Books	\$377	\$500	\$420	\$3,400
1010.30.4520.5209.101	Auto Fuel Expense Town Vehicles	\$73,010	\$70,000	\$69,496	\$75,000
1010.30.4520.5213.100	Services, Professional and Contract Services General	\$7,108	\$16,100	\$12,750	\$16,500
1010.30.4520.5214.100	Repair and Maint Service General	\$954	\$5,600	\$3,857	\$8,501
1010.30.4520.5216.100	Communications General Services	\$90,192	\$37,700	\$37,699	\$52,100
1010.30.4520.5218.100	Advertising General	\$20	\$200	\$360	\$200
1010.30.4520.5220.100	Employee Development General	(\$2,803)	\$6,437	\$3,945	\$0
1010.30.4520.5220.110	Employee Development Education Reimb MOU Program	\$506	\$200	\$375	\$2,000
1010.30.4520.5223.105	Meals and Refreshments Emergencies and Meetings	\$0	\$0	\$10	\$100
1010.30.4520.5260	Miscellaneous	\$0	\$0	\$632	\$0
1010.30.4520.5304	Furniture & Equipment	\$695	\$2,500	\$1,175	\$2,500
1010.30.4520.5305	Vehicles	\$54,503	\$0	\$16,129	\$0
1010.30.4520.5501	Debt Service Payment - Principal	\$10,861	\$10,861	\$10,861	\$10,861
<b>Program Total: 4520 - Police Operations</b>		<b>\$3,903,171</b>	<b>\$3,941,534</b>	<b>\$3,640,131</b>	<b>\$4,723,167</b>
<b>Department Total: 30 - Police</b>		<b>\$3,903,171</b>	<b>\$3,941,534</b>	<b>\$3,640,131</b>	<b>\$4,723,167</b>
<b>EXPENSES Total</b>		<b>\$3,903,171</b>	<b>\$3,941,534</b>	<b>\$3,640,131</b>	<b>\$4,723,167</b>

# TOWN OF PARADISE

Fiscal Year 2024/2025

## Department: 30 Police/ COMMUNICATIONS

### Summary

	2023 Actual Amount	2024 Amended Budget	YTD 2024 Actual Amount	2025 Department Requested	2025 Town Council Approved
<b>Fund: 1010 General Fund</b>					
<b>Expenditures</b>					
010 - Salaries and Wages	\$232,687	\$598,063	\$563,756	\$745,997	\$745,997
015 - Other Employee Costs	\$67,674	\$122,528	\$94,265	\$120,134	\$120,134
020 - Supplies	\$2,047	\$3,290	\$1,778	\$3,490	\$3,490
030 - Postage Printing and Advertising	\$12,281	\$10,600	\$0	\$0	\$0
040 - Utilities	\$12,540	\$13,200	\$15,523	\$16,800	\$16,800
050 - Services	\$407,107	\$415,017	\$355,691	\$34,220	\$34,220
060 - Employee Development	\$8,845	\$8,450	\$5,046	\$12,000	\$12,000
070 - Other Costs	\$0	\$0	\$0	\$0	\$0
080 - Capital Outlay	\$1,335	\$43,894	\$27,130	\$4,000	\$4,000
090 - Debt Service	\$0	\$0	\$0	\$0	\$0
095 - Other Financing Uses	\$70,000	\$0	\$0	\$0	\$0
<b>Expenditure Grand Totals:</b>	\$814,517	\$1,215,042	\$1,063,189	\$936,641	\$936,641

# TOWN OF PARADISE

# Budget Worksheet Report

G/L Account Number	Account Description	2023 Actual Amount	2024 Amended Budget	YTD 2024 Actual Amount	2025 Department Requested
--------------------	---------------------	--------------------	---------------------	------------------------	---------------------------

Fund: 1010 - General Fund

EXPENSES

Department: 30 - Police

Program: 4530 - Public Safety Communications

1010.30.4530.5101	Salaries - Permanent	\$177,037	\$427,668	\$328,634	\$411,154
1010.30.4530.5102	Salaries - Temporary	\$0	\$0	\$0	\$96,447
1010.30.4530.5103.102	Differential Pay Out of Class	\$0	\$0	\$4,174	\$0
1010.30.4530.5103.105	Differential Pay Swing/Graveyard Shift	\$0	\$0	\$613	\$0
1010.30.4530.5104	Wages - PS Holiday Pay	\$9,401	\$18,611	\$19,186	\$25,857
1010.30.4530.5105	Salaries - Overtime/FLSA	\$5,113	\$50,000	\$38,569	\$50,000
1010.30.4530.5106.100	Incentives & Admin Leave Administrative Leave	\$2,084	\$0	\$27,500	\$0
1010.30.4530.5106.101	Incentives & Admin Leave School Incentive	\$6,740	\$23,162	\$12,679	\$32,388
1010.30.4530.5106.200	Incentives & Admin Leave Gym Reimbursement	\$450	\$480	\$480	\$480
1010.30.4530.5106.205	Incentives & Admin Leave PS Recruitment Incentive	\$0	\$0	\$0	\$10,000
1010.30.4530.5109.100	Allowances Uniform Allowance	\$1,909	\$4,592	\$5,536	\$5,956
1010.30.4530.5109.101	Allowances Boot Allowance	\$500	\$0	\$0	\$0
1010.30.4530.5111	Medicare	\$2,452	\$6,956	\$5,531	\$9,168
1010.30.4530.5112.101	GASB 68 - Pension Expense PERS	\$45,857	\$72,794	\$66,375	\$97,492



# TOWN OF PARADISE

# Budget Worksheet Report

G/L Account Number	Account Description	2023 Actual Amount	2024 Amended Budget	YTD 2024 Actual Amount	2025 Department Requested
1010.30.4530.5113	Worker's Compensation	\$3,240	\$5,208	\$6,287	\$8,565
1010.30.4530.5114.101	Health Insurance Medical	\$39,324	\$100,734	\$69,034	\$94,627
1010.30.4530.5114.102	Health Insurance Dental	\$5,604	\$0	\$9,244	\$10,312
1010.30.4530.5114.103	Health Insurance Vision	\$401	\$0	\$672	\$736
1010.30.4530.5115	Unemployment Compensation	\$1,050	\$0	\$2,505	\$3,185
1010.30.4530.5116.101	Life and Disability Insurance Life & Disab.	\$642	\$5,292	\$1,380	\$2,054
1010.30.4530.5116.102	Life and Disability Insurance Long Term/Short Term Disability	\$1,673	\$0	\$3,300	\$5,010
1010.30.4530.5119.100	Retiree Costs Medical Insurance	\$62,561	\$72,528	\$55,695	\$70,134
1010.30.4530.5122	Accrual Bank Payoff	\$1,108	\$0	\$627	\$0
1010.30.4530.5199.130	Other Payroll Expenses Interfund Payroll Transfers	(\$66,785)	(\$67,434)	\$0	(\$67,434)
1010.30.4530.5202.100	Operating Supplies General	\$1,876	\$3,100	\$1,607	\$3,300
1010.30.4530.5204	Subscriptions and Code Books	\$171	\$190	\$171	\$190
1010.30.4530.5213.100	Services, Professional and Contract Services General	\$384,598	\$388,508	\$329,437	\$7,500
1010.30.4530.5214.100	Repair and Maint Service General	\$22,509	\$26,509	\$26,254	\$26,720
1010.30.4530.5216.100	Communications General Services	\$12,540	\$13,200	\$15,523	\$16,800
1010.30.4530.5218.100	Advertising General	\$12,281	\$10,600	\$0	\$0
1010.30.4530.5220.100	Employee Development General	\$8,845	\$8,450	\$5,046	\$12,000
1010.30.4530.5303	Improvements	\$0	\$30,000	\$24,206	\$0
1010.30.4530.5304	Furniture & Equipment	\$1,335	\$13,894	\$2,924	\$4,000
1010.30.4530.5910.105	Transfers Out To Camp Fire Recovery Projects	\$70,000	\$0	\$0	\$0
<b>Program Total: 4530 - Public Safety Communications</b>		<b>\$814,517</b>	<b>\$1,215,042</b>	<b>\$1,063,189</b>	<b>\$936,641</b>
<b>Department Total: 30 - Police</b>		<b>\$814,517</b>	<b>\$1,215,042</b>	<b>\$1,063,189</b>	<b>\$936,641</b>
<b>EXPENSES Total</b>		<b>\$814,517</b>	<b>\$1,215,042</b>	<b>\$1,063,189</b>	<b>\$936,641</b>



**Fire Department**

***Administration, Suppression & Volunteers***

**FY 2024-25**

# TOWN OF PARADISE

Fiscal Year 2024/2025

## Department: 35 Fire/ ADMINISTRATION

### Summary

	2023 Actual Amount	2024 Amended Budget	YTD 2024 Actual Amount	2025 Department Requested	2025 Town Council Approved
<b>Fund: 1010 General Fund</b>					
<b>Expenditures</b>					
010 - Salaries and Wages	\$162,341	\$165,453	\$154,403	\$171,432	\$171,432
015 - Other Employee Costs	\$58,223	\$58,102	\$38,613	\$50,669	\$50,669
020 - Supplies	\$14,158	\$12,400	\$9,054	\$11,900	\$11,900
030 - Postage Printing and Advertising	\$9,392	\$15,300	\$17,201	\$15,300	\$15,300
040 - Utilities	\$56,720	\$45,115	\$47,423	\$52,300	\$52,300
050 - Services	\$11,401	\$16,780	\$14,135	\$11,735	\$11,735
060 - Employee Development	\$0	\$0	\$0	\$0	\$0
070 - Other Costs	\$168	\$0	\$0	\$0	\$0
075 - Special Costs	\$853	\$0	\$652	\$0	\$0
080 - Capital Outlay	\$39,924	\$18,000	\$11,187	\$18,000	\$18,000
090 - Debt Service	\$0	\$0	\$0	\$0	\$0
095 - Other Financing Uses	\$0	\$0	\$0	\$0	\$0
<b>Expenditure Grand Totals:</b>	\$353,181	\$331,150	\$292,669	\$331,336	\$331,336

# TOWN OF PARADISE

# Budget Worksheet Report

G/L Account Number	Account Description	2023 Actual Amount	2024 Amended Budget	YTD 2024 Actual Amount	2025 Department Requested
--------------------	---------------------	--------------------	---------------------	------------------------	---------------------------

Fund: 1010 - General Fund

EXPENSES

Department: 35 - Fire

Program: 4610 - Fire - Administrative

1010.35.4610.5101	Salaries - Permanent	\$120,285	\$127,680	\$112,236	\$134,015
1010.35.4610.5106.100	Incentives & Admin Leave Administrative Leave	\$0	\$0	\$100	\$0
1010.35.4610.5109.100	Allowances Uniform Allowance	\$771	\$636	\$725	\$1,336
1010.35.4610.5109.101	Allowances Boot Allowance	\$565	\$700	\$895	\$0
1010.35.4610.5111	Medicare	\$1,869	\$1,871	\$1,705	\$1,963
1010.35.4610.5112.101	GASB 68 - Pension Expense PERS	\$22,199	\$21,079	\$19,393	\$19,371
1010.35.4610.5113	Worker's Compensation	\$1,524	\$1,377	\$1,572	\$1,789
1010.35.4610.5114.101	Health Insurance Medical	\$12,159	\$10,466	\$13,420	\$6,704
1010.35.4610.5114.102	Health Insurance Dental	\$470	\$0	\$1,858	\$3,496
1010.35.4610.5114.103	Health Insurance Vision	\$36	\$0	\$139	\$266
1010.35.4610.5115	Unemployment Compensation	\$824	\$0	\$782	\$833

# TOWN OF PARADISE

# Budget Worksheet Report

G/L Account Number	Account Description	2023 Actual Amount	2024 Amended Budget	YTD 2024 Actual Amount	2025 Department Requested
1010.35.4610.5116.101	Life and Disability Insurance Life & Disab.	\$442	\$1,644	\$414	\$444
1010.35.4610.5116.102	Life and Disability Insurance Long Term/Short Term Disability	\$1,197	\$0	\$1,165	\$1,215
1010.35.4610.5119.100	Retiree Costs Medical Insurance	\$58,223	\$58,102	\$38,613	\$50,669
1010.35.4610.5201.100	Office Supplies General	\$395	\$400	\$331	\$400
1010.35.4610.5202.100	Operating Supplies General	\$4,117	\$3,450	\$2,250	\$3,450
1010.35.4610.5203.100	Repairs and Maint Supplies General	\$9,565	\$8,050	\$6,405	\$8,050
1010.35.4610.5209.101	Auto Fuel Expense Town Vehicles	\$81	\$500	\$69	\$0
1010.35.4610.5210.100	Postage General	\$369	\$300	\$302	\$300
1010.35.4610.5211.135	Utilities Water and Sewer	\$2,257	\$2,300	\$1,881	\$2,500
1010.35.4610.5211.137	Utilities Electric and Gas	\$39,858	\$27,000	\$32,841	\$35,000
1010.35.4610.5211.139	Utilities Propane	\$798	\$750	\$339	\$700
1010.35.4610.5213.100	Services, Professional and Contract Services General	\$2,113	\$2,680	\$2,109	\$2,980
1010.35.4610.5214.100	Repair and Maint Service General	\$8,552	\$13,320	\$11,290	\$7,975
1010.35.4610.5215.100	Rents and Leases Miscellaneous	\$0	\$0	\$123	\$0
1010.35.4610.5215.106	Rents and Leases Copiers	\$736	\$780	\$613	\$780
1010.35.4610.5216.100	Communications General Services	\$13,807	\$15,065	\$12,362	\$14,100
1010.35.4610.5219.100	Printing General	\$9,023	\$15,000	\$16,899	\$15,000
1010.35.4610.5224	Travel Expenses - Lodging, Airfare, Incidentals	\$168	\$0	\$0	\$0
1010.35.4610.5225	Bank Fees and Charges	\$853	\$0	\$652	\$0
1010.35.4610.5303	Improvements	\$38,840	\$10,000	\$9,907	\$10,000
1010.35.4610.5304	Furniture & Equipment	\$1,085	\$8,000	\$1,280	\$8,000
<b>Program Total: 4610 - Fire - Administrative</b>		<b>\$353,181</b>	<b>\$331,150</b>	<b>\$292,669</b>	<b>\$331,336</b>
<b>Department Total: 35 - Fire</b>		<b>\$353,181</b>	<b>\$331,150</b>	<b>\$292,669</b>	<b>\$331,336</b>
<b>EXPENSES Total</b>		<b>\$353,181</b>	<b>\$331,150</b>	<b>\$292,669</b>	<b>\$331,336</b>

# TOWN OF PARADISE

Fiscal Year 2024/2025

## Department: 35 Fire/ SUPPRESSION

### Summary

	2023 Actual Amount	2024 Amended Budget	YTD 2024 Actual Amount	2025 Department Requested	2025 Town Council Approved
<b>Fund: 1010 General Fund</b>					
<b>Expenditures</b>					
010 - Salaries and Wages	\$224,287	\$218,123	\$218,123	\$180,765	\$180,765
015 - Other Employee Costs	\$169,228	\$171,424	\$146,763	\$176,185	\$176,185
020 - Supplies	\$45,304	\$36,200	\$37,957	\$50,200	\$50,200
030 - Postage Printing and Advertising	\$0	\$0	\$0	\$0	\$0
040 - Utilities	\$0	\$0	\$0	\$0	\$0
050 - Services	\$4,448,665	\$4,397,701	\$4,481,611	\$4,483,730	\$4,483,730
060 - Employee Development	\$172	\$500	\$0	\$500	\$500
070 - Other Costs	\$0	\$450	\$0	\$450	\$450
080 - Capital Outlay	\$672,547	\$110,240	\$97,575	\$32,420	\$32,420
090 - Debt Service	\$68,738	\$0	\$0	\$0	\$0
<b>Expenditure Grand Totals:</b>	\$5,628,941	\$4,934,638	\$4,982,029	\$4,924,250	\$4,924,250

# TOWN OF PARADISE

# Budget Worksheet Report

G/L Account Number	Account Description	2023 Actual Amount	2024 Amended Budget	YTD 2024 Actual Amount	2025 Department Requested
<b>Fund: 1010 - General Fund</b>					
<b>Department: 35 - Fire</b>					
<b>Program: 4630 - Fire - Suppression</b>					
1010.35.4630.5112.101	GASB 68 - Pension Expense PERS	\$224,287	\$218,123	\$218,123	\$180,765
1010.35.4630.5119.100	Retiree Costs Medical Insurance	\$169,228	\$171,424	\$146,763	\$176,185
1010.35.4630.5201.100	Office Supplies General	\$0	\$0	\$2	\$0
1010.35.4630.5202.100	Operating Supplies General	\$13,211	\$12,750	\$7,830	\$12,750
1010.35.4630.5203.100	Repairs and Maint Supplies General	\$5,170	\$4,450	\$8,008	\$8,450
1010.35.4630.5209.101	Auto Fuel Expense Town Vehicles	\$26,923	\$19,000	\$22,118	\$29,000
1010.35.4630.5213.100	Services, Professional and Contract Services General	\$4,387,340	\$4,386,451	\$4,476,009	\$4,472,980
1010.35.4630.5214.100	Repair and Maint Service General	\$61,325	\$11,250	\$5,602	\$10,750
1010.35.4630.5220.100	Employee Development General	\$172	\$500	\$0	\$500
1010.35.4630.5223.105	Meals and Refreshments Emergencies and Meetings	\$0	\$200	\$0	\$200
1010.35.4630.5269.135	Emergency Incident Costs Fire Related	\$0	\$250	\$0	\$250
1010.35.4630.5304	Furniture & Equipment	\$18,867	\$22,420	\$26,462	\$32,420
1010.35.4630.5305	Vehicles	\$653,680	\$87,820	\$71,113	\$0
1010.35.4630.5501	Debt Service Payment - Principal	\$68,738	\$0	\$0	\$0
<b>Program Total: 4630 - Fire - Suppression</b>		<b>\$5,628,941</b>	<b>\$4,934,638</b>	<b>\$4,982,029</b>	<b>\$4,924,250</b>
<b>Department Total: 35 - Fire</b>		<b>\$5,628,941</b>	<b>\$4,934,638</b>	<b>\$4,982,029</b>	<b>\$4,924,250</b>
<b>EXPENSES Total</b>		<b>\$5,628,941</b>	<b>\$4,934,638</b>	<b>\$4,982,029</b>	<b>\$4,924,250</b>

# TOWN OF PARADISE

Fiscal Year 2024/2025

## Department: 35 Fire/ VOLUNTEER PROGRAM

### Summary

	2023 Actual Amount	2024 Amended Budget	YTD 2024 Actual Amount	2025 Department Requested	2025 Town Council Approved
<b>Fund: 1010 General Fund</b>					
<b>Expenditures</b>					
010 - Salaries and Wages	\$417	\$1,632	\$400	\$500	\$500
020 - Supplies	\$0	\$200	\$0	\$200	\$200
050 - Services	\$0	\$400	\$1,445	\$500	\$500
060 - Employee Development	\$0	\$0	\$0	\$0	\$0
070 - Other Costs	\$0	\$0	\$0	\$0	\$0
<b>Expenditure Grand Totals:</b>	\$417	\$2,232	\$1,845	\$1,200	\$1,200



G/L Account Number	Account Description	2023 Actual Amount	2024 Amended Budget	YTD 2024 Actual Amount	2025 Department Requested	2025 Town Council Approved
<b>Fund: 1010 - General Fund</b>						
<b>EXPENSES</b>						
<b>Department: 35 - Fire</b>						
<b>Program: 4640 - Fire - Volunteer Program</b>						
1010.35.4640.5118	Volunteer Benefits	\$417	\$1,632	\$400	\$500	\$500
1010.35.4640.5202.100	Operating Supplies General	\$0	\$200	\$0	\$200	\$200
1010.35.4640.5213.100	Services, Professional and Contract Services General	\$0	\$400	\$1,445	\$500	\$500
<b>Program Total: 4640 - Fire - Volunteer Program</b>		<b>\$417</b>	<b>\$2,232</b>	<b>\$1,845</b>	<b>\$1,200</b>	<b>\$1,200</b>
<b>Department Total: 35 - Fire</b>		<b>\$417</b>	<b>\$2,232</b>	<b>\$1,845</b>	<b>\$1,200</b>	<b>\$1,200</b>
<b>EXPENSES Total</b>		<b>\$417</b>	<b>\$2,232</b>	<b>\$1,845</b>	<b>\$1,200</b>	<b>\$1,200</b>

# Community Development Department

*Planning, Waste Management, Fire Prevention*

**FY 2024-25**

TOWN OF  
*Paradise*  
CALIFORNIA

INC. 1979

# TOWN OF PARADISE

Fiscal Year 2024/2025

## Department: 40 - Community Development/ CDD PLANNING

### Summary

	2023 Actual Amount	2024 Amended Budget	YTD 2024 Actual Amount	2025 Department Requested	2025 Town Council Approved
<b>Fund: 1010 General Fund</b>					
<b>Expenditures</b>					
010 - Salaries and Wages	\$447,062	\$654,689	\$538,936	\$659,546	\$659,546
015 - Other Employee Costs	\$16,745	\$22,522	\$14,899	\$33,324	\$33,324
020 - Supplies	\$3,852	\$4,400	\$2,745	\$7,400	\$7,400
030 - Postage Printing and Advertising	\$2,154	\$2,800	\$1,801	\$3,800	\$3,800
040 - Utilities	\$6,104	\$4,017	\$2,218	\$4,100	\$4,100
050 - Services	\$46,580	\$13,090	\$12,300	\$439,440	\$439,440
060 - Employee Development	\$4,017	\$7,000	\$6,887	\$10,600	\$10,600
070 - Other Costs	\$0	\$3,200	\$3,186	\$3,500	\$3,500
080 - Capital Outlay	\$32,637	\$69,000	\$31,822	\$20,000	\$20,000
090 - Debt Service	\$0	\$0	\$0	\$0	\$0
<b>Expenditure Grand Totals:</b>	<b>\$559,152</b>	<b>\$780,718</b>	<b>\$614,794</b>	<b>\$1,181,710</b>	<b>\$1,181,710</b>

# TOWN OF PARADISE

# Budget Worksheet Report

G/L Account Number	Account Description	2023 Actual Amount	2024 Amended Budget	YTD 2024 Actual Amount	2025 Department Requested
--------------------	---------------------	--------------------	---------------------	------------------------	---------------------------

Fund: 1010 - General Fund

EXPENSES

Department: 40 - Community Development

Program: 4720 - CDD Planning

1010.40.4720.5101	Salaries - Permanent	\$317,627	\$481,380	\$394,656	\$489,422
1010.40.4720.5105	Salaries - Overtime/FLSA	\$0	\$5,000	\$642	\$5,000
1010.40.4720.5106.100	Incentives & Admin Leave Administrative Leave	\$4,542	\$9,598	\$0	\$7,650
1010.40.4720.5106.200	Incentives & Admin Leave Gym Reimbursement	\$468	\$600	\$600	\$600
1010.40.4720.5107	Car Allowance/Mileage	\$360	\$360	\$345	\$360
1010.40.4720.5109.100	Allowances Uniform Allowance	\$0	\$2,000	\$1,584	\$3,100
1010.40.4720.5109.101	Allowances Boot Allowance	\$1,000	\$1,100	\$1,000	\$0
1010.40.4720.5111	Medicare	\$4,620	\$6,961	\$5,684	\$7,039
1010.40.4720.5112.101	GASB 68 - Pension Expense PERS	\$67,007	\$84,055	\$75,710	\$86,510
1010.40.4720.5113	Worker's Compensation	\$3,133	\$3,300	\$3,884	\$4,216
1010.40.4720.5114.101	Health Insurance Medical	\$37,587	\$59,563	\$42,599	\$45,293
1010.40.4720.5114.102	Health Insurance Dental	\$4,724	\$0	\$4,991	\$6,042
1010.40.4720.5114.103	Health Insurance Vision	\$404	\$0	\$412	\$493

# TOWN OF PARADISE

# Budget Worksheet Report

G/L Account Number	Account Description	2023 Actual Amount	2024 Amended Budget	YTD 2024 Actual Amount	2025 Department Requested
1010.40.4720.5115	Unemployment Compensation	\$1,999	\$0	\$2,603	\$3,133
1010.40.4720.5116.101	Life and Disability Insurance Life & Disab.	\$1,261	\$5,772	\$1,458	\$1,592
1010.40.4720.5116.102	Life and Disability Insurance Long Term/Short Term Disability	\$2,331	\$0	\$3,412	\$4,096
1010.40.4720.5119.100	Retiree Costs Medical Insurance	\$16,745	\$17,522	\$14,257	\$28,324
1010.40.4720.5201.100	Office Supplies General	\$97	\$200	\$121	\$200
1010.40.4720.5202.100	Operating Supplies General	\$80	\$200	\$72	\$3,200
1010.40.4720.5209.101	Auto Fuel Expense Town Vehicles	\$3,675	\$4,000	\$2,552	\$4,000
1010.40.4720.5210.100	Postage General	\$228	\$400	\$150	\$1,400
1010.40.4720.5213.100	Services, Professional and Contract Services General	\$41,056	\$0	\$200	\$400,000
1010.40.4720.5214.100	Repair and Maint Service General	\$5,525	\$13,090	\$12,100	\$39,440
1010.40.4720.5216.100	Communications General Services	\$6,104	\$4,017	\$2,218	\$4,100
1010.40.4720.5218.100	Advertising General	\$1,840	\$2,000	\$1,333	\$2,000
1010.40.4720.5219.100	Printing General	\$86	\$400	\$318	\$400
1010.40.4720.5220.100	Employee Development General	\$4,017	\$7,000	\$6,887	\$10,600
1010.40.4720.5223.105	Meals and Refreshments Emergencies and Meetings	\$0	\$3,200	\$3,186	\$3,500
1010.40.4720.5303	Improvements	\$0	\$30,000	\$2,866	\$20,000
1010.40.4720.5305	Vehicles	\$32,637	\$39,000	\$28,956	\$0
<b>Program Total: 4720 - CDD Planning</b>		<b>\$559,152</b>	<b>\$780,718</b>	<b>\$614,794</b>	<b>\$1,181,710</b>
<b>Department Total: 40 - Community Development</b>		<b>\$559,152</b>	<b>\$780,718</b>	<b>\$614,794</b>	<b>\$1,181,710</b>
<b>EXPENSES Total</b>		<b>\$559,152</b>	<b>\$780,718</b>	<b>\$614,794</b>	<b>\$1,181,710</b>

# TOWN OF PARADISE

Fiscal Year 2024/2025

## Department: 4780 - CDD/ WASTE MANAGEMENT

### Summary

	2023 Actual Amount	2024 Amended Budget	YTD 2024 Actual Amount	2025 Department Requested	2025 Town Council Approved
<b>Fund: 1010 General Fund</b>					
<b>Expenditures</b>					
010 - Salaries and Wages	\$1,212	\$0	\$1,075	\$0	\$0
015 - Other Employee Costs	\$0	\$0	\$0	\$0	\$0
020 - Supplies	\$0	\$0	\$0	\$0	\$0
030 - Postage Printing and Advertising	\$0	\$0	\$0	\$0	\$0
040 - Utilities	\$0	\$0	\$0	\$0	\$0
050 - Services	\$0	\$14,521	\$14,026	\$16,350	\$16,350
060 - Employee Development	\$0	\$0	\$0	\$0	\$0
070 - Other Costs	\$0	\$0	\$0	\$0	\$0
080 - Capital Outlay	\$0	\$0	\$0	\$0	\$0
090 - Debt Service	\$0	\$0	\$0	\$0	\$0
<b>Expenditure Grand Totals:</b>	<b>\$1,212</b>	<b>\$14,521</b>	<b>\$15,101</b>	<b>\$16,350</b>	<b>\$16,350</b>

# TOWN OF PARADISE

# Budget Worksheet Report

G/L Account Number	Account Description	2023 Actual Amount	2024 Amended Budget	YTD 2024 Actual Amount	2025 Department Requested
--------------------	---------------------	--------------------	---------------------	------------------------	---------------------------

Fund: 1010 - General Fund

EXPENSES

Department: 40 - Community Development

Program: 4780 - CDD - Waste Management

1010.40.4780.5101	Salaries - Permanent	\$1,023	\$0	\$880	\$0
1010.40.4780.5111	Medicare	\$16	\$0	\$14	\$0
1010.40.4780.5112.101	GASB 68 - Pension Expense PERS	\$76	\$0	\$68	\$0
1010.40.4780.5114.101	Health Insurance Medical	\$76	\$0	\$76	\$0
1010.40.4780.5114.102	Health Insurance Dental	\$1	\$0	\$17	\$0
1010.40.4780.5114.103	Health Insurance Vision	\$0	\$0	\$2	\$0
1010.40.4780.5115	Unemployment Compensation	\$7	\$0	\$6	\$0
1010.40.4780.5116.101	Life and Disability Insurance Life & Disab.	\$3	\$0	\$3	\$0
1010.40.4780.5116.102	Life and Disability Insurance Long Term/Short Term Disability	\$10	\$0	\$10	\$0
1010.40.4780.5213.100	Services, Professional and Contract Services General	\$0	\$14,521	\$14,026	\$16,350
<b>Program Total: 4780 - CDD - Waste Management</b>		<b>\$1,212</b>	<b>\$14,521</b>	<b>\$15,101</b>	<b>\$16,350</b>
<b>Department Total: 40 - Community Development</b>		<b>\$1,212</b>	<b>\$14,521</b>	<b>\$15,101</b>	<b>\$16,350</b>
<b>EXPENSES Total</b>		<b>\$1,212</b>	<b>\$14,521</b>	<b>\$15,101</b>	<b>\$16,350</b>

# TOWN OF PARADISE

Fiscal Year 2024/2025

## Department: 40 - Community Development/ FIRE PREVENTION

### Summary

	2023 Actual Amount	2024 Amended Budget	YTD 2024 Actual Amount	2025 Department Requested	2025 Town Council Approved
<b>Fund: 1010 General Fund</b>					
<b>Expenditures</b>					
010 - Salaries and Wages	\$0	\$0	\$0	\$62,272	\$62,272
015 - Other Employee Costs	\$0	\$0	\$0	\$826	\$826
020 - Supplies	\$0	\$0	\$0	\$500	\$500
030 - Postage Printing and Advertising	\$0	\$0	\$0	\$15,000	\$15,000
040 - Utilities	\$0	\$0	\$0	\$950	\$950
050 - Services	\$0	\$0	\$0	\$2,250	\$2,250
060 - Employee Development	\$0	\$0	\$0	\$0	\$0
070 - Other Costs	\$0	\$0	\$0	\$0	\$0
075 - Special Costs	\$0	\$0	\$0	\$0	\$0
<b>Expenditure Grand Totals:</b>	\$0	\$0	\$0	\$81,798	\$81,798



# TOWN OF PARADISE

# Budget Worksheet Report

G/L Account Number	Account Description	2023 Actual Amount	2024 Amended Budget	YTD 2024 Actual Amount	2025 Department Requested
<b>Fund: 1010 - General Fund</b>					
<b>EXPENSES</b>					
<b>Department: 40 - Community Development</b>					
<b>Program: 4610 - Fire - Administrative</b>					
1010.40.4610.5101	Salaries - Permanent	\$0	\$0	\$0	\$44,035
1010.40.4610.5105	Salaries - Overtime/FLSA	\$0	\$0	\$0	\$826
1010.40.4610.5109.101	Allowances Boot Allowance	\$0	\$0	\$0	\$591
1010.40.4610.5111	Medicare	\$0	\$0	\$0	\$647
1010.40.4610.5112.101	GASB 68 - Pension Expense PERS	\$0	\$0	\$0	\$7,848
1010.40.4610.5113	Worker's Compensation	\$0	\$0	\$0	\$611
1010.40.4610.5114.101	Health Insurance Medical	\$0	\$0	\$0	\$3,886
1010.40.4610.5114.102	Health Insurance Dental	\$0	\$0	\$0	\$3,496
1010.40.4610.5114.103	Health Insurance Vision	\$0	\$0	\$0	\$226
1010.40.4610.5115	Unemployment Compensation	\$0	\$0	\$0	\$282
1010.40.4610.5116.101	Life and Disability Insurance Life & Disab.	\$0	\$0	\$0	\$193
1010.40.4610.5116.102	Life and Disability Insurance Long Term/Short Term Disability	\$0	\$0	\$0	\$457
<b>Program Total: 4610 - Fire - Administrative</b>		\$0	\$0	\$0	\$63,098
<b>Program: 4731 - CDD - Fire Prevention</b>					
1010.40.4731.5209.101	Auto Fuel Expense Town Vehicles	\$0	\$0	\$0	\$500
1010.40.4731.5214.100	Repair and Maint Service General	\$0	\$0	\$0	\$2,250
1010.40.4731.5216.100	Communications General Services	\$0	\$0	\$0	\$950
1010.40.4731.5219.100	Printing General	\$0	\$0	\$0	\$15,000
<b>Program Total: 4731 - CDD - Fire Prevention</b>		\$0	\$0	\$0	\$18,700
<b>Department Total: 40 - Community Development</b>		\$0	\$0	\$0	\$81,798
<b>EXPENSES Total</b>		\$0	\$0	\$0	\$81,798

## Public Works

*Engineering, Fleet Maintenance, Community Park,  
Facilities*

**FY 2024-25**

TOWN OF  
*Paradise*  
CALIFORNIA

INC. 1979

# TOWN OF PARADISE

Fiscal Year 2024/2025

## Department: 45 - Public Works/ ENGINEERING

### Summary

	2023 Actual Amount	2024 Amended Budget	YTD 2024 Actual Amount	2025 Department Requested	2025 Town Council Approved
<b>Fund: 1010 General Fund</b>					
<b>Expenditures</b>					
010 - Salaries and Wages	\$493,910	\$503,090	\$370,190	\$530,083	\$530,083
015 - Other Employee Costs	\$4,469	\$6,471	\$3,465	\$6,914	\$6,914
020 - Supplies	\$6,019	\$5,800	\$10,330	\$15,000	\$15,000
030 - Postage Printing and Advertising	\$2,648	\$5,830	\$6,033	\$5,750	\$5,750
040 - Utilities	\$3,269	\$2,500	\$2,841	\$2,770	\$2,770
050 - Services	\$190,179	\$200,930	\$183,177	\$245,000	\$245,000
060 - Employee Development	\$8,787	\$15,000	\$6,963	\$15,000	\$15,000
070 - Other Costs	\$187	\$0	\$84	\$500	\$500
080 - Capital Outlay	\$9,774	\$96,587	\$82,188	\$15,000	\$15,000
090 - Debt Service	\$0	\$0	\$0	\$0	\$0
<b>Expenditure Grand Totals:</b>	\$719,243	\$836,208	\$665,272	\$836,017	\$836,017

# TOWN OF PARADISE

# Budget Worksheet Report

G/L Account Number	Account Description	2023 Actual Amount	2024 Amended Budget	YTD 2024 Actual Amount	2025 Department Requested
<b>Fund: 1010 - General Fund</b>					
<b>EXPENSES</b>					
<b>Department: 45 - Public Works</b>					
<b>Program: 4740 - Public Works - Engineering</b>					
1010.45.4740.5101	Salaries - Permanent	\$341,731	\$342,847	\$258,551	\$392,915
1010.45.4740.5102	Salaries - Temporary	\$3,260	\$0	\$2,200	\$0
1010.45.4740.5103.102	Differential Pay Out of Class	\$1,094	\$0	\$433	\$0
1010.45.4740.5105	Salaries - Overtime/FLSA	\$886	\$2,800	\$142	\$2,800
1010.45.4740.5106.100	Incentives & Admin Leave Administrative Leave	\$9,083	\$11,896	\$0	\$9,351
1010.45.4740.5106.200	Incentives & Admin Leave Gym Reimbursement	\$264	\$0	\$204	\$0
1010.45.4740.5107	Car Allowance/Mileage	\$1,200	\$1,200	\$991	\$1,200
1010.45.4740.5109.101	Allowances Boot Allowance	\$610	\$800	\$1,130	\$800
1010.45.4740.5111	Medicare	\$5,199	\$6,663	\$3,869	\$5,902
1010.45.4740.5112.101	GASB 68 - Pension Expense PERS	\$66,652	\$78,806	\$62,473	\$71,902
1010.45.4740.5112.102	GASB 68 - Pension Expense Social Security	\$202	\$0	\$136	\$0
1010.45.4740.5113	Worker's Compensation	\$19,313	\$5,533	\$5,836	\$5,947
1010.45.4740.5114.101	Health Insurance Medical	\$34,670	\$50,990	\$24,497	\$32,083
1010.45.4740.5114.102	Health Insurance Dental	\$3,711	\$0	\$2,215	\$3,302
1010.45.4740.5114.103	Health Insurance Vision	\$282	\$0	\$172	\$246
1010.45.4740.5115	Unemployment Compensation	\$2,259	\$0	\$1,804	\$2,515

# TOWN OF PARADISE

# Budget Worksheet Report

G/L Account Number	Account Description	2023 Actual Amount	2024 Amended Budget	YTD 2024 Actual Amount	2025 Department Requested
1010.45.4740.5116.101	Life and Disability Insurance Life & Disab.	\$969	\$4,355	\$794	\$1,117
1010.45.4740.5116.102	Life and Disability Insurance Long Term/Short Term Disability	\$3,411	\$0	\$2,721	\$2,803
1010.45.4740.5119.100	Retiree Costs Medical Insurance	\$3,584	\$3,671	\$3,323	\$4,114
1010.45.4740.5122	Accrual Bank Payoff	\$0	\$0	\$2,163	\$0
1010.45.4740.5201.100	Office Supplies General	\$2,718	\$2,500	\$1,356	\$1,500
1010.45.4740.5202.100	Operating Supplies General	\$1,122	\$1,200	\$5,855	\$10,000
1010.45.4740.5203.100	Repairs and Maint Supplies General	\$0	\$100	\$0	\$0
1010.45.4740.5209.101	Auto Fuel Expense Town Vehicles	\$2,180	\$2,000	\$3,120	\$3,500
1010.45.4740.5210.100	Postage General	\$80	\$150	\$234	\$250
1010.45.4740.5213.100	Services, Professional and Contract Services General	\$95,973	\$176,000	\$172,345	\$225,000
1010.45.4740.5214.100	Repair and Maint Service General	\$94,206	\$24,930	\$10,832	\$20,000
1010.45.4740.5216.100	Communications General Services	\$3,269	\$2,500	\$2,841	\$2,770
1010.45.4740.5218.100	Advertising General	\$2,364	\$5,500	\$5,800	\$5,500
1010.45.4740.5219.100	Printing General	\$205	\$180	\$0	\$0
1010.45.4740.5220.100	Employee Development General	\$8,787	\$15,000	\$6,963	\$15,000
1010.45.4740.5223.101	Meals and Refreshments Employee Meals-MOU Overtime	\$12	\$0	\$0	\$0
1010.45.4740.5223.105	Meals and Refreshments Emergencies and Meetings	\$37	\$0	\$84	\$500
1010.45.4740.5260	Miscellaneous	\$137	\$0	\$0	\$0
1010.45.4740.5304	Furniture & Equipment	\$9,774	\$15,000	\$602	\$15,000
1010.45.4740.5305	Vehicles	\$0	\$81,587	\$81,587	\$0
<b>Program Total: 4740 - Public Works - Engineering</b>		<b>\$719,243</b>	<b>\$836,208</b>	<b>\$665,272</b>	<b>\$836,017</b>
<b>Department Total: 45 - Public Works</b>		<b>\$719,243</b>	<b>\$836,208</b>	<b>\$665,272</b>	<b>\$836,017</b>
<b>EXPENSES Total</b>		<b>\$719,243</b>	<b>\$836,208</b>	<b>\$665,272</b>	<b>\$836,017</b>

TOWN OF PARADISE

Fiscal Year 2024/2025

Department: 45 - Fleet Management

Summary

	2023 Actual Amount	2024 Amended Budget	YTD 2024 Actual Amount	2025 Department Requested	2025 Town Council Approved
<b>Fund: 1010 General Fund</b>					
<b>Expenditures</b>					
010 - Salaries and Wages	\$186,328	\$190,701	\$181,069	\$226,041	\$226,041
015 - Other Employee Costs	\$7,166	\$7,342	\$6,432	\$8,228	\$8,228
020 - Supplies	\$160,306	\$140,000	\$97,378	\$141,500	\$141,500
030 - Postage Printing and Advertising	\$59	\$50	\$29	\$50	\$50
040 - Utilities	\$900	\$900	\$863	\$900	\$900
050 - Services	\$39,315	\$37,800	\$42,456	\$42,800	\$42,800
060 - Employee Development	\$8,083	\$10,000	\$5,999	\$10,000	\$10,000
070 - Other Costs	\$0	\$0	\$0	\$0	\$0
080 - Capital Outlay	\$2,430	\$10,000	\$6,176	\$10,000	\$10,000
090 - Debt Service	\$0	\$0	\$0	\$0	\$0
095 - Other Financing Uses	\$0	\$0	\$0	\$0	\$0
<b>Expenditure Grand Totals:</b>	\$404,587	\$396,793	\$340,403	\$439,519	\$439,519

G/L Account Number	Account Description	2023 Actual Amount	2024 Amended Budget	YTD 2024 Actual Amount	2025 Department Requested
--------------------	---------------------	--------------------	---------------------	------------------------	---------------------------

Fund: 1010 - General Fund

EXPENSES

Department: 45 - Public Works

Program: 4550 - Fleet Management

1010.30.4550.5101	Salaries - Permanent	\$135,083	\$140,888	\$131,122	\$165,556
1010.30.4550.5109.100	Allowances Uniform Allowance	\$1,000	\$1,000	\$958	\$4,000
1010.30.4550.5109.101	Allowances Boot Allowance	\$1,000	\$1,000	\$1,000	\$1,000
1010.30.4550.5109.102	Allowances Tool Allowance	\$3,500	\$2,000	\$3,500	\$3,500
1010.30.4550.5111	Medicare	\$1,946	\$2,101	\$1,861	\$2,459
1010.30.4550.5112.101	GASB 68 - Pension Expense PERS	\$24,926	\$25,296	\$23,789	\$30,043
1010.30.4550.5113	Worker's Compensation	\$2,150	\$1,994	\$2,335	\$2,888
1010.30.4550.5114.101	Health Insurance Medical	\$11,818	\$14,522	\$11,602	\$11,184
1010.30.4550.5114.102	Health Insurance Dental	\$2,119	\$0	\$2,130	\$2,271
1010.30.4550.5114.103	Health Insurance Vision	\$122	\$0	\$117	\$124
1010.30.4550.5115	Unemployment Compensation	\$856	\$0	\$854	\$1,056
1010.30.4550.5116.101	Life and Disability Insurance Life & Disab.	\$514	\$1,900	\$492	\$514
1010.30.4550.5116.102	Life and Disability Insurance Long Term/Short Term Disability	\$1,294	\$0	\$1,308	\$1,446
1010.30.4550.5119.100	Retiree Costs Medical Insurance	\$7,166	\$7,342	\$6,432	\$8,228
1010.30.4550.5202.100	Operating Supplies General	\$11,710	\$13,000	\$7,978	\$13,000

G/L Account Number	Account Description	2023 Actual Amount	2024 Amended Budget	YTD 2024 Actual Amount	2025 Department Requested
1010.30.4550.5203.100	Repairs and Maint Supplies General	\$143,001	\$120,000	\$85,938	\$120,000
1010.30.4550.5203.300	Repairs and Maint Supplies Accident and Negligence	\$3,091	\$5,000	\$130	\$5,000
1010.30.4550.5209.101	Auto Fuel Expense Town Vehicles	\$2,504	\$2,000	\$3,332	\$3,500
1010.30.4550.5210.100	Postage General	\$59	\$50	\$29	\$50
1010.30.4550.5213.100	Services, Professional and Contract Services General	\$2,369	\$2,300	\$4,012	\$2,300
1010.30.4550.5214.100	Repair and Maint Service General	\$34,173	\$32,000	\$38,369	\$37,000
1010.30.4550.5214.300	Repair and Maint Service Accident and Negligence	\$2,773	\$3,500	\$75	\$3,500
1010.30.4550.5216.100	Communications General Services	\$900	\$900	\$863	\$900
1010.30.4550.5220.100	Employee Development General	\$8,083	\$10,000	\$5,999	\$10,000
1010.30.4550.5304	Furniture & Equipment	\$2,430	\$10,000	\$6,176	\$10,000
<b>Program Total: 4550 - Fleet Management</b>		<b>\$404,587</b>	<b>\$396,793</b>	<b>\$340,403</b>	<b>\$439,519</b>
<b>Department Total: 30 - Police</b>		<b>\$404,587</b>	<b>\$396,793</b>	<b>\$340,403</b>	<b>\$439,519</b>
<b>EXPENSES Total</b>		<b>\$404,587</b>	<b>\$396,793</b>	<b>\$340,403</b>	<b>\$439,519</b>



# TOWN OF PARADISE

Fiscal Year 2024/2025

## Department: 45 - Public Works/ PARADISE COMMUNITY PARK

### Summary

	2023 Actual Amount	2024 Amended Budget	YTD 2024 Actual Amount	2025 Department Requested	2025 Town Council Approved
<b>Fund: 1010 General Fund</b>					
<b>Expenditures</b>					
010 - Salaries and Wages	\$0	\$0	\$0	\$0	\$0
015 - Other Employee Costs	\$0	\$0	\$0	\$0	\$0
020 - Supplies	\$3,614	\$4,000	\$2,377	\$7,000	\$7,000
030 - Postage Printing and Advertising	\$0	\$0	\$0	\$0	\$0
040 - Utilities	\$5,387	\$5,010	\$4,948	\$5,800	\$5,800
050 - Services	\$62,401	\$110,000	\$73,969	\$85,000	\$85,000
070 - Other Costs	\$0	\$0	\$0	\$0	\$0
080 - Capital Outlay	\$0	\$0	\$0	\$0	\$0
<b>Expenditure Grand Totals:</b>	\$71,402	\$119,010	\$81,294	\$97,800	\$97,800

# TOWN OF PARADISE

# Budget Worksheet Report

G/L Account Number	Account Description	2023 Actual Amount	2024 Amended Budget	YTD 2024 Actual Amount	2025 Department Requested
<b>Fund: 1010 - General Fund</b>					
<b>EXPENSES</b>					
<b>Department: 45 - Public Works</b>					
<b>Program: 4745 - Paradise Community Park</b>					
1010.45.4745.5202.100	Operating Supplies General	\$2,882	\$3,000	\$1,282	\$5,000
1010.45.4745.5203.100	Repairs and Maint Supplies General	\$731	\$1,000	\$1,095	\$2,000
1010.45.4745.5211.135	Utilities Water and Sewer	\$2,760	\$2,760	\$1,840	\$3,000
1010.45.4745.5211.137	Utilities Electric and Gas	\$2,375	\$2,050	\$2,837	\$2,500
1010.45.4745.5214.100	Repair and Maint Service General	\$62,401	\$110,000	\$73,969	\$85,000
1010.45.4745.5216.100	Communications General Services	\$252	\$200	\$271	\$300
<b>Program Total: 4745 - Paradise Community Park</b>		<b>\$71,402</b>	<b>\$119,010</b>	<b>\$81,294</b>	<b>\$97,800</b>
<b>Department Total: 45 - Public Works</b>		<b>\$71,402</b>	<b>\$119,010</b>	<b>\$81,294</b>	<b>\$97,800</b>
<b>EXPENSES Total</b>		<b>\$71,402</b>	<b>\$119,010</b>	<b>\$81,294</b>	<b>\$97,800</b>

# TOWN OF PARADISE

Fiscal Year 2024/2025

## Department: 45 Public Works/ FACILITIES

### Summary

	2023 Actual Amount	2024 Amended Budget	YTD 2024 Actual Amount	2025 Department Requested	2025 Town Council Approved
<b>Fund: 1010 General Fund</b>					
<b>Expenditures</b>					
010 - Salaries and Wages	\$123,163	\$130,095	\$122,636	\$144,094	\$144,094
015 - Other Employee Costs	\$2,203	\$0	\$0	\$459	\$459
020 - Supplies	\$2,990	\$3,900	\$2,485	\$3,400	\$3,400
030 - Postage Printing and Advertising	\$43	\$50	\$0	\$0	\$0
040 - Utilities	\$21,652	\$21,900	\$8,088	\$6,800	\$6,800
050 - Services	\$40,312	\$65,000	\$45,558	\$29,000	\$29,000
060 - Employee Development	\$440	\$2,000	\$588	\$2,000	\$2,000
070 - Other Costs	\$60	\$250	\$0	\$250	\$250
080 - Capital Outlay	\$273,236	\$50,000	\$511	\$50,000	\$50,000
<b>Expenditure Grand Totals:</b>	<b>\$464,099</b>	<b>\$273,195</b>	<b>\$179,866</b>	<b>\$236,003</b>	<b>\$236,003</b>

# TOWN OF PARADISE

# Budget Worksheet Report

G/L Account Number	Account Description	2023 Actual Amount	2024 Amended Budget	YTD 2024 Actual Amount	2025 Department Requested
--------------------	---------------------	--------------------	---------------------	------------------------	---------------------------

Fund: 1010 - General Fund

EXPENSES

Department: 45 - Public Works

Program: 4747 - Public Facilities

1010.45.4747.5101	Salaries - Permanent	\$75,835	\$82,028	\$75,571	\$88,402
1010.45.4747.5105	Salaries - Overtime/FLSA	\$2,203	\$0	\$0	\$459
1010.45.4747.5106.100	Incentives & Admin Leave Administrative Leave	\$897	\$934	\$0	\$971
1010.45.4747.5109.101	Allowances Boot Allowance	\$560	\$560	\$560	\$560
1010.45.4747.5111	Medicare	\$1,034	\$1,211	\$950	\$1,304
1010.45.4747.5112.101	GASB 68 - Pension Expense PERS	\$13,846	\$13,519	\$12,763	\$14,764
1010.45.4747.5113	Worker's Compensation	\$10,285	\$10,885	\$12,461	\$16,849
1010.45.4747.5114.101	Health Insurance Medical	\$16,472	\$19,881	\$16,228	\$16,794
1010.45.4747.5114.102	Health Insurance Dental	\$2,568	\$0	\$2,457	\$2,607
1010.45.4747.5114.103	Health Insurance Vision	\$156	\$0	\$138	\$143
1010.45.4747.5115	Unemployment Compensation	\$454	\$0	\$438	\$566

# TOWN OF PARADISE

# Budget Worksheet Report

G/L Account Number	Account Description	2023 Actual Amount	2024 Amended Budget	YTD 2024 Actual Amount	2025 Department Requested
1010.45.4747.5116.101	Life and Disability Insurance Life & Disab.	\$289	\$1,077	\$278	\$308
1010.45.4747.5116.102	Life and Disability Insurance Long Term/Short Term Disability	\$766	\$0	\$792	\$826
1010.45.4747.5201.100	Office Supplies General	\$182	\$200	\$127	\$200
1010.45.4747.5202.100	Operating Supplies General	\$523	\$200	\$152	\$200
1010.45.4747.5203.100	Repairs and Maint Supplies General	\$2,284	\$3,500	\$2,206	\$3,000
1010.45.4747.5211.135	Utilities Water and Sewer	\$5,658	\$3,500	\$7,282	\$6,000
1010.45.4747.5211.136	Utilities Refuse Service	\$15,588	\$18,000	\$0	\$0
1010.45.4747.5211.137	Utilities Electric and Gas	\$0	\$0	\$317	\$300
1010.45.4747.5214.100	Repair and Maint Service General	\$40,312	\$65,000	\$45,558	\$29,000
1010.45.4747.5216.100	Communications General Services	\$406	\$400	\$488	\$500
1010.45.4747.5219.100	Printing General	\$43	\$50	\$0	\$0
1010.45.4747.5220.100	Employee Development General	\$440	\$2,000	\$588	\$2,000
1010.45.4747.5223.101	Meals and Refreshments Employee Meals-MOU Overtime	\$60	\$250	\$0	\$250
1010.45.4747.5303	Improvements	\$273,236	\$50,000	\$486	\$50,000
1010.45.4747.5304	Furniture & Equipment	\$0	\$0	\$24	\$0
<b>Program Total: 4747 - Public Facilities</b>		<b>\$464,099</b>	<b>\$273,195</b>	<b>\$179,866</b>	<b>\$236,003</b>
<b>Department Total: 45 - Public Works</b>		<b>\$464,099</b>	<b>\$273,195</b>	<b>\$179,866</b>	<b>\$236,003</b>
<b>EXPENSES Total</b>		<b>\$464,099</b>	<b>\$273,195</b>	<b>\$179,866</b>	<b>\$236,003</b>

**Recovery  
&  
Economic Development**

*Recovery & Economic Development*

**FY 2024-25**

TOWN OF  
*Paradise*  
CALIFORNIA

INC. 1979

# TOWN OF PARADISE

Fiscal Year 2024/2025

## Department: Recovery & Economic Development/ DISASTER RECOVERY

### Summary

	2023 Actual Amount	2024 Amended Budget	YTD 2024 Actual Amount	2025 Department Requested	2025 Town Council Approved
<b>Fund: 1010 General Fund</b>					
<b>Expenditures</b>					
010 - Salaries and Wages	\$0	\$530,340	\$236,659	\$551,980	\$551,980
015 - Other Employee Costs	\$0	\$0	\$336	\$0	\$0
020 - Supplies	\$0	\$1,100	\$14	\$13,881	\$13,881
030 - Postage Printing and Advertising	\$1,652	\$55,125	\$33,970	\$61,925	\$61,925
040 - Utilities	\$0	\$600	\$0	\$600	\$600
050 - Services	\$0	\$325,027	\$246,797	\$402,567	\$402,567
060 - Employee Development	\$0	\$10,500	\$4,140	\$10,500	\$10,500
070 - Other Costs	\$0	\$2,500	\$970	\$1,000	\$1,000
080 - Capital Outlay	\$0	\$3,500	\$587	\$3,500	\$3,500
095 - Other Financing Uses	\$216,473	\$0	\$241	\$0	\$0
<b>Expenditure Grand Totals:</b>	\$218,125	\$928,692	\$523,715	\$1,045,953	\$1,045,953

# TOWN OF PARADISE

# Budget Worksheet Report

G/L Account Number	Account Description	2023 Actual Amount	2024 Amended Budget	YTD 2024 Actual Amount	2025 Department Requested
--------------------	---------------------	--------------------	---------------------	------------------------	---------------------------

Fund: 1010 - General Fund

EXPENSES

Department: 65 - Emergency Mngmt & Disaster Recov

Program: 4205 - Disaster Recovery

1010.65.4205.5101	Salaries - Permanent	\$0	\$355,035	\$300,277	\$381,834
1010.65.4205.5102	Salaries - Temporary	\$0	\$44,956	\$9,717	\$46,772
1010.65.4205.5105	Salaries - Overtime/FLSA	\$0	\$0	\$336	\$0
1010.65.4205.5106	Incentives & Admin Leave	\$0	\$13,338	\$0	\$0
1010.65.4205.5106.100	Incentives & Admin Leave Administrative Leave	\$0	\$0	\$0	\$14,317
1010.65.4205.5107	Car Allowance/Mileage	\$0	\$2,400	\$2,008	\$2,400
1010.65.4205.5109.101	Allowances Boot Allowance	\$0	\$0	\$300	\$300
1010.65.4205.5111	Medicare	\$0	\$6,028	\$4,678	\$6,457
1010.65.4205.5112.101	GASB 68 - Pension Expense PERS	\$0	\$61,588	\$53,360	\$66,689
1010.65.4205.5113	Worker's Compensation	\$0	\$1,400	\$1,541	\$1,843
1010.65.4205.5114.101	Health Insurance Medical	\$0	\$41,999	\$20,517	\$21,049
1010.65.4205.5114.102	Health Insurance Dental	\$0	\$0	\$3,121	\$3,766
1010.65.4205.5114.103	Health Insurance Vision	\$0	\$0	\$106	\$124
1010.65.4205.5115	Unemployment Compensation	\$0	\$0	\$2,065	\$2,743
1010.65.4205.5116.101	Life and Disability Insurance Life & Disab.	\$0	\$3,596	\$908	\$1,156



# TOWN OF PARADISE

# Budget Worksheet Report

G/L Account Number	Account Description	2023 Actual Amount	2024 Amended Budget	YTD 2024 Actual Amount	2025 Department Requested
1010.65.4205.5116.102	Life and Disability Insurance Long Term/Short Term Disability	\$0	\$0	\$2,992	\$2,530
1010.65.4205.5199	Other Payroll Expenses	\$0	\$0	-\$164,931	\$0
1010.65.4205.5201.100	Office Supplies General	\$0	\$600	\$14	\$600
1010.65.4205.5202.100	Operating Supplies General	\$0	\$200	\$0	\$12,700
1010.65.4205.5204	Subscriptions and Code Books	\$0	\$300	\$0	\$581
1010.65.4205.5210.100	Postage General	\$0	\$0	\$715	\$800
1010.65.4205.5213.100	Services, Professional and Contract Services General	\$0	\$324,977	\$246,797	\$402,517
1010.65.4205.5214.100	Repair and Maint Service General	\$0	\$50	\$0	\$50
1010.65.4205.5216.100	Communications General Services	\$0	\$600	\$0	\$600
1010.65.4205.5218.100	Advertising General	\$1,083	\$125	\$0	\$1,125
1010.65.4205.5218.200	Advertising Business Attraction	\$569	\$55,000	\$33,255	\$60,000
1010.65.4205.5220.100	Employee Development General	\$0	\$10,500	\$4,140	\$10,500
1010.65.4205.5223.105	Meals and Refreshments Emergencies and Meetings	\$0	\$2,500	\$970	\$1,000
1010.65.4205.5304	Furniture & Equipment	\$0	\$3,500	\$587	\$3,500
1010.65.4205.5910.090	Transfers Out To Camp Fire 2018 Recovery	\$33,304	\$0	\$0	\$0
1010.65.4205.5910.105	Transfers Out To Camp Fire Recovery Projects	\$183,170	\$0	\$241	\$0
<b>Program Total: 4205 - Disaster Recovery</b>		<b>\$218,125</b>	<b>\$928,692</b>	<b>\$523,715</b>	<b>\$1,045,953</b>
<b>Department Total: 65 - Emergency Mngmt &amp; Disaster Recov</b>		<b>\$218,125</b>	<b>\$928,692</b>	<b>\$523,715</b>	<b>\$1,045,953</b>
<b>EXPENSES Total</b>		<b>\$218,125</b>	<b>\$928,692</b>	<b>\$523,715</b>	<b>\$1,045,953</b>

**TOWN OF PARADISE**  
Fiscal Year 2024/2025

**Department: Recovery & Economic Development/ Emergency Operations**

Summary

	2023 Actual Amount	2024 Amended Budget	YTD 2024 Actual Amount	2025 Department Requested	2025 Town Council Approved
<b>Fund: 1010 General Fund</b>					
<b>Expenditures</b>					
010 - Salaries and Wages	\$0	\$0	\$0	\$0	\$0
015 - Other Employee Costs	\$0	\$0	\$0	\$0	\$0
020 - Supplies	\$1,424	\$1,500	\$108	\$1,500	\$1,500
030 - Postage Printing and Advertising	\$0	\$0	\$0	\$0	\$0
040 - Utilities	\$6,215	\$7,362	\$4,536	\$8,562	\$8,562
050 - Services	\$1,473	\$4,760	\$1,370	\$48,835	\$48,835
060 - Employee Development	\$0	\$0	\$0	\$0	\$0
070 - Other Costs	\$685	\$500	\$0	\$4,000	\$4,000
080 - Capital Outlay	\$2,614	\$3,000	\$0	\$3,000	\$3,000
090 - Debt Service	\$0	\$0	\$0	\$0	\$0
<b>Expenditure Grand Totals:</b>	<b>\$12,411</b>	<b>\$17,122</b>	<b>\$6,014</b>	<b>\$65,897</b>	<b>\$65,897</b>

# TOWN OF PARADISE

# Budget Worksheet Report

G/L Account Number	Account Description	2023 Actual Amount	2024 Amended Budget	YTD 2024 Actual Amount	2025 Department Requested
<b>Fund: 1010 - General Fund</b>					
<b>EXPENSES</b>					
<b>Department: 35 - Fire</b>					
<b>Program: 4615 - EOC</b>					
1010.35.4615.5202.100	Operating Supplies General	1,313.28	1,500.00	0.00	0.00
1010.35.4615.5203.100	Repairs and Maint Supplies General	110.60	0.00	107.70	0.00
1010.35.4615.5213.100	Services, Professional and Contract Services General	0.00	0.00	1,369.91	0.00
1010.35.4615.5214.100	Repair and Maint Service General	562.75	4,760.00	0.00	0.00
1010.35.4615.5215.100	Rents and Leases Miscellaneous	910.67	0.00	0.00	0.00
1010.35.4615.5216.100	Communications General Services	6,215.02	7,362.00	4,536.29	0.00
1010.35.4615.5223.105	Meals and Refreshments Emergencies and Meetings	684.61	500.00	0.00	0.00
1010.35.4615.5304	Furniture & Equipment	2,613.82	3,000.00	0.00	0.00
<b>Program Total: 4615 - EOC</b>		<b>\$12,410.75</b>	<b>\$17,122.00</b>	<b>\$6,013.90</b>	<b>\$0.00</b>
<b>Department: 65 - Emergency Mngmt &amp; Disaster Recov</b>					
<b>Program: 4615 - EOC</b>					
1010.65.4615.5202.100	Operating Supplies General	0.00	0.00	0.00	1,500.00
1010.65.4615.5213.100	Services, Professional and Contract Services General	0.00	0.00	0.00	44,075.00
1010.65.4615.5214.100	Repair and Maint Service General	0.00	0.00	0.00	4,760.00
1010.65.4615.5216.100	Communications General Services	0.00	0.00	0.00	8,562.00
1010.65.4615.5223.105	Meals and Refreshments Emergencies and Meetings	0.00	0.00	0.00	4,000.00
1010.65.4615.5304	Furniture & Equipment	0.00	0.00	0.00	3,000.00
<b>Program Total: 4615 - EOC</b>		<b>\$0.00</b>	<b>\$0.00</b>	<b>\$0.00</b>	<b>\$65,897.00</b>
<b>Department Total: 65 - Emergency Mngmt &amp; Disaster Recov</b>		<b>\$0.00</b>	<b>\$0.00</b>	<b>\$0.00</b>	<b>\$65,897.00</b>
<b>EXPENSES Total</b>		<b>\$12,410.75</b>	<b>\$17,122.00</b>	<b>\$6,013.90</b>	<b>\$65,897.00</b>



**Paradise Recovery & Operations  
(PG&E Settlement Funds)**

**FY 2024-25**

**TOWN OF PARADISE**  
Fiscal Year 2024/2025

## 7700 - Paradise Recovery & Operations

Summary

	2023 Actual Amount	2024 Amended Budget	YTD 2024 Actual Amount	2025 Department Requested	2025 Town Council Approved
<b>Fund: 7700 Paradise Recovery &amp; Operations</b>					
<b>Revenue</b>					
040 - Investment Revenue	\$1,185,576	\$2,000,000	\$6,980,835	\$2,560,000	\$2,560,000
070 - Other Revenues	\$2,227,843	\$0	\$0	\$0	\$0
080 - Other Financing Sources	\$0	\$0	-\$51,639,419	-\$12,902,643	-\$12,902,643
<b>Revenue Totals</b>	<b>\$3,413,419</b>	<b>\$2,000,000</b>	<b>-\$44,658,584</b>	<b>-\$10,342,643</b>	<b>-\$10,342,643</b>
<b>Expenditures</b>					
050 - Services	\$84,513	\$85,000	\$56,257	\$68,000	\$68,000
070 - Other Costs	\$0	\$0	\$0	\$0	\$0
075 - Special Costs	\$0	\$0	\$15	\$0	\$0
095 - Other Financing Uses	\$11,134,927	\$11,957,637	\$0	\$0	\$0
<b>Expenditure Totals</b>	<b>\$11,219,440</b>	<b>\$12,042,637</b>	<b>\$0</b>	<b>\$68,000</b>	<b>\$68,000</b>
<b>Revenue Grand Totals:</b>	<b>\$3,413,419</b>	<b>\$2,000,000</b>	<b>-\$44,658,584</b>	<b>-\$10,342,643</b>	<b>-\$10,342,643</b>
<b>Expenditure Grand Totals:</b>	<b>\$11,219,440</b>	<b>\$12,042,637</b>	<b>\$56,272</b>	<b>\$68,000</b>	<b>\$68,000</b>
<b>Net Grand Totals:</b>	<b>-\$7,806,022</b>	<b>-\$10,042,637</b>	<b>-\$44,714,855</b>	<b>-\$10,410,643</b>	<b>-\$10,410,643</b>

**TOWN OF PARADISE**  
Fiscal Year 2024/2025

## 7701 - Pro Recovery

Summary

	2023 Actual Amount	2024 Amended Budget	YTD 2024 Actual Amount	2025 Department Requested	2025 Town Council Approved
<b>Fund: 7701 Pro Recovery</b>					
<b>Revenue</b>					
040 - Investment Revenue	\$0	\$0	\$0	\$320,000	\$320,000
080 - Other Financing Sources	\$0	\$0	\$21,900,000	\$0	\$0
<b>Revenue Totals</b>	\$0	\$0	\$21,900,000	\$320,000	\$320,000
<b>Expenditures</b>					
050 - Services	\$0	\$0	\$0	\$1,708,500	\$1,708,500
<b>Expenditure Totals</b>	\$0	\$0	\$0	\$1,708,500	\$1,708,500
<b>Revenue Grand Totals:</b>	\$0	\$0	\$21,900,000	\$320,000	\$320,000
<b>Expenditure Grand Totals:</b>	\$0	\$0	\$0	\$1,708,500	\$1,708,500
<b>Net Grand Totals:</b>	\$0	\$0	\$21,900,000	-\$1,388,500	-\$1,388,500

**TOWN OF PARADISE**  
Fiscal Year 2024/2025

## 7702 - Pro Emergency Reserve

Summary

	2023 Actual Amount	2024 Amended Budget	YTD 2024 Actual Amount	2025 Department Requested	2025 Town Council Approved
<b>Fund: 7702 Pro Emergency Reserve</b>					
<b>Revenue</b>					
040 - Investment Revenue	\$0	\$0	\$0	\$320,000	\$320,000
080 - Other Financing Sources	\$0	\$0	\$21,900,000	\$0	\$0
<b>Revenue Totals</b>	\$0	\$0	\$21,900,000	\$320,000	\$320,000
<b>Expenditures</b>					
050 - Services	\$0	\$0	\$0	\$8,500	\$8,500
<b>Expenditure Totals</b>	\$0	\$0	\$0	\$8,500	\$8,500
<b>Revenue Grand Totals:</b>	\$0	\$0	\$21,900,000	\$320,000	\$320,000
<b>Expenditure Grand Totals:</b>	\$0	\$0	\$0	\$8,500	\$8,500
<b>Net Grand Totals:</b>	\$0	\$0	\$21,900,000	\$311,500	\$311,500



**Capital Improvement Projects**

**FY 2024-25**

*Paradise*  
CALIFORNIA

INC. 1979



**Project List and Total Funding By Year**

Proj No.	Project	Actuals Prior Years	Est. Actual 2023/2024	2024/2025	2025/2026	2026/2027	2027/2028	2028/2029	2029/Beyond	Total Funding
7212	Category 2/3 Tree Removal	\$ 1,126,107	\$ -	\$ -	\$ -	\$ -	\$ -	\$ -	\$ -	\$ 1,126,107
7301	On-System Culvert Replacement	\$ 931,273	\$ -	\$ -	\$ -	\$ -	\$ -	\$ -	\$ -	\$ 931,273
7302	On-System Hardscape Replacement	\$ 783,326	\$ -	\$ -	\$ -	\$ -	\$ -	\$ -	\$ -	\$ 783,326
7303	On-System Road Rehabilitation	\$ 12,979,951	\$ 2,007,054	\$ 7,350,000	\$ 11,898,558	\$ 11,898,558	\$ 9,910,570	\$ 473,307	\$ -	\$ 56,517,998
7304	On-System Sign Replacement	\$ 224,158	\$ -	\$ -	\$ -	\$ -	\$ -	\$ -	\$ -	\$ 224,158
7307	Neal Road Rehabilitation	\$ 136,572	\$ 9,428	\$ 4,000	\$ 5,000	\$ 1,683,223	\$ -	\$ -	\$ -	\$ 1,838,223
7312	Category 4 Tree Removal	\$ 918,660	\$ 15,000	\$ 4,000,000	\$ 4,291,340	\$ -	\$ -	\$ -	\$ -	\$ 9,225,000
7313	Residential Ignition Resistant Prgm	\$ 36,501	\$ 10,000	\$ 5,343,499	\$ 3,000,000	\$ -	\$ -	\$ -	\$ -	\$ 8,390,000
7314	Early Warning System	\$ 1,818,107	\$ 1,008,768	\$ 200,000	\$ -	\$ -	\$ -	\$ -	\$ -	\$ 3,026,875
7315	Hazardous Fuel Reduction Prgm	\$ 104	\$ 4,896	\$ 445,000	\$ 450,000	\$ 450,000	\$ 275,000	\$ -	\$ -	\$ 1,625,000
7316	Defensible Space Code Enfc.	\$ 105	\$ 4,000	\$ 233,333	\$ 233,333	\$ 229,229	\$ -	\$ -	\$ -	\$ 700,000
8404	Camp Fire Hydrant Repairs	\$ -	\$ 40,000	\$ 211,360	\$ -	\$ -	\$ -	\$ -	\$ -	\$ 251,360
8407	Off-System Road Rehabilitation	\$ 2,994,226	\$ 7,082,575	\$ 9,003,774	\$ 7,100,000	\$ 7,100,000	\$ 5,026,000	\$ 4,915,510	\$ -	\$ 43,222,085
8408	Off-System Culvert Repair	\$ 664,643	\$ -	\$ -	\$ -	\$ -	\$ -	\$ -	\$ -	\$ 664,643
9389	Go Paradise - Pentz Student Pathway	\$ 779,379	\$ 210,000	\$ 1,010,621	\$ 1,000,000	\$ 10,221,500	\$ 10,121,500	\$ 466,000	\$ -	\$ 23,809,000
9390	Go Paradise - Neal Gateway Project	\$ 317,394	\$ 232,606	\$ 700,000	\$ 6,661,000	\$ 5,787,000	\$ -	\$ -	\$ -	\$ 13,698,000
9391	Oliver Curve Pathway Project	\$ 316,623	\$ 10,000	\$ 773,377	\$ 1,100,000	\$ 5,675,035	\$ 5,675,035	\$ -	\$ -	\$ 13,550,070
9394	Paradise Sewer Project	\$ 3,219,594	\$ 3,000,000	\$ 20,963,346	\$ 51,600,000	\$ 93,200,000	\$ 80,600,000	\$ 50,100,000	\$ 4,000,000	\$ 306,682,940
9408	Systemic Intersection Safety Improvements	\$ 203,144	\$ 20,000	\$ 130,000	\$ 130,000	\$ 124,686	\$ -	\$ -	\$ -	\$ 607,830
9421	Forest Service Road Improvements	\$ -	\$ 5,000	\$ 295,000	\$ 500,000	\$ 2,200,000	\$ -	\$ -	\$ -	\$ 3,000,000
9422	Foster/Black Olive Intersection Improvements	\$ -	\$ 5,000	\$ 295,000	\$ 500,000	\$ 2,700,000	\$ -	\$ -	\$ -	\$ 3,500,000
9423	Elliott/Nunneley Road Extension	\$ -	\$ 5,000	\$ 495,000	\$ 1,400,000	\$ 3,050,000	\$ 2,550,000	\$ -	\$ -	\$ 7,500,000
9424	Go Paradise: Skyway Link Project	\$ -	\$ 10,000	\$ 440,000	\$ 1,125,000	\$ 5,379,000	\$ -	\$ -	\$ -	\$ 6,954,000
9425	Upper Skyway Widening	\$ -	\$ 10,000	\$ 790,000	\$ 800,000	\$ 600,000	\$ 12,800,000	\$ -	\$ -	\$ 15,000,000
9426	Skyway/Pentz Intersection Improvements	\$ -	\$ 250,000	\$ 400,000	\$ 2,025,000	\$ 1,825,000	\$ -	\$ -	\$ -	\$ 4,500,000
9427	Pentz Road Widening	\$ -	\$ 400,000	\$ 1,600,000	\$ 6,600,000	\$ 14,950,000	\$ 19,700,000	\$ 7,750,000	\$ -	\$ 51,000,000
9428	Roe Road Phase 1	\$ -	\$ 50,000	\$ 725,000	\$ 725,000	\$ 6,216,000	\$ 26,372,000	\$ 15,956,000	\$ 15,956,000	\$ 66,000,000
9430	Pearson Road Hilltop Guard Rail Project	\$ -	\$ 2,000	\$ 38,000	\$ -	\$ -	\$ -	\$ -	\$ -	\$ 40,000
9432	Maintenance Culvert Replacement	\$ -	\$ 99,837	\$ 77,500	\$ -	\$ -	\$ -	\$ -	\$ -	\$ 177,337
9433	Animal Control Shelter Expansion	\$ -	\$ -	\$ 2,800,000	\$ -	\$ -	\$ -	\$ -	\$ -	\$ 2,800,000
9434	Roe Road Phase 2	\$ -	\$ -	\$ 770,000	\$ 2,000,000	\$ 4,355,000	\$ 23,217,000	\$ 17,429,000	\$ 18,229,000	\$ 66,000,000
<b>Total</b>		<b>\$ 27,449,867</b>	<b>\$ 14,491,164</b>	<b>\$ 59,093,810</b>	<b>\$ 103,144,231</b>	<b>\$ 177,644,231</b>	<b>\$ 196,247,105</b>	<b>\$ 97,089,817</b>	<b>\$ 38,185,000</b>	<b>\$ 713,345,225</b>

**Town of Paradise Fiscal Year 2024/2025  
Capital Improvement & Disaster Recovery Plan**

<b>Project Title:</b> On-System Road Rehabilitation	<b>Est. Start Date:</b> 7/1/2020	<b>Project Description</b> On-System roadway rehabilitation consisting of asphalt concrete overlays and full depth sections for areas with severe pavement damage.
<b>CIP/DR:</b> DR	<b>Est. End Date:</b> 12/31/2028	
<b>Project No.:</b> 7303	<b>Department(s):</b> Public Works	
<b>Grant No.:</b> ER38Y0 (012) CDBG-DR 18DRINFRA – 18006-34	<b>Funding Status:</b> Secured      Reso No. 2022-12	

Project Development Costs										
Code	Project Phase / Type	Actuals Prior Years	Est. Actual 2023/2024	2024/2025	2025/2026	2026/2027	2027/2028	2028/2029	2026/Beyond	Total Costs
	Facilities Replacement / Construction	\$ -	\$ -	\$ -	\$ -	\$ -	\$ -	\$ -	\$ -	\$ -
	Equipment Replacement / Construction	\$ -	\$ -	\$ -	\$ -	\$ -	\$ -	\$ -	\$ -	\$ -
	Program Deployment	\$ -	\$ -	\$ -	\$ -	\$ -	\$ -	\$ -	\$ -	\$ -
	Alternatives Analysis / Report Preparation	\$ -	\$ -	\$ -	\$ -	\$ -	\$ -	\$ -	\$ -	\$ -
	Project Approval & Environmental Document	\$ -	\$ 25,000	\$ -	\$ -	\$ -	\$ -	\$ -	\$ -	\$ 25,000
	Plans, Specifications & Estimates	\$ -	\$ -	\$ -	\$ -	\$ -	\$ -	\$ -	\$ -	\$ -
	Preliminary Engineering/ Planning	\$ 3,044,491	\$ 40,000	\$ -	\$ -	\$ -	\$ -	\$ 419,509	\$ -	\$ 3,504,000
	Right of Way & Utility Relocation	\$ -	\$ -	\$ -	\$ -	\$ -	\$ -	\$ -	\$ -	\$ -
	Construction Engineering	\$ 747,568	\$ 500,000	\$ 1,350,000	\$ 1,350,000	\$ 1,350,000	\$ 1,476,632	\$ -	\$ -	\$ 6,774,200
	Construction/ Implementation	\$ 9,187,892	\$ 1,442,054	\$ 6,000,000	\$ 10,548,558	\$ 10,548,558	\$ 8,433,938	\$ 53,798	\$ -	\$ 46,214,798
	Non-Infrastructure (Education Component)	\$ -	\$ -	\$ -	\$ -	\$ -	\$ -	\$ -	\$ -	\$ -
<b>Annual Total</b>		<b>\$ 12,979,951</b>	<b>\$ 2,007,054</b>	<b>\$ 7,350,000</b>	<b>\$ 11,898,558</b>	<b>\$ 11,898,558</b>	<b>\$ 9,910,570</b>	<b>\$ 473,307</b>	<b>\$ -</b>	<b>\$ 56,517,998</b>

Project Development Funding										
Code	Project Funding Source	Actuals Prior Years	Est. Actual 2023/2024	2024/2025	2025/2026	2026/2027	2027/2028	2028/2029	2026/Beyond	Total Funding
	General Fund	\$ -	\$ -	\$ -	\$ -	\$ -	\$ -	\$ -	\$ -	\$ -
	Federal Congestion Mitigation Air Quality	\$ -	\$ -	\$ -	\$ -	\$ -	\$ -	\$ -	\$ -	\$ -
2139	Federal Emergency Relief Program	\$ 9,662,740	\$ 1,325,337	\$ 5,380,375	\$ 8,840,790	\$ 8,840,790	\$ 7,352,285	\$ 315,681	\$ -	\$ 41,717,998
	Federal Hazard Mitigation Grant Program	\$ -	\$ -	\$ -	\$ -	\$ -	\$ -	\$ -	\$ -	\$ -
	Federal Highway Safety Improvement Program	\$ -	\$ -	\$ -	\$ -	\$ -	\$ -	\$ -	\$ -	\$ -
	Federal, FEMA Public Assistance	\$ -	\$ -	\$ -	\$ -	\$ -	\$ -	\$ -	\$ -	\$ -
	Federal, Economic Development Administration	\$ -	\$ -	\$ -	\$ -	\$ -	\$ -	\$ -	\$ -	\$ -
	Federal, United States Department of Agriculture	\$ -	\$ -	\$ -	\$ -	\$ -	\$ -	\$ -	\$ -	\$ -
	Gas Tax / Streets	\$ -	\$ -	\$ -	\$ -	\$ -	\$ -	\$ -	\$ -	\$ -
	Local Transportation / Transit	\$ -	\$ -	\$ -	\$ -	\$ -	\$ -	\$ -	\$ -	\$ -
	Measure "C"/"V"	\$ -	\$ -	\$ -	\$ -	\$ -	\$ -	\$ -	\$ -	\$ -
	Other, Community:	\$ -	\$ -	\$ -	\$ -	\$ -	\$ -	\$ -	\$ -	\$ -
	Other, Federal:	\$ -	\$ -	\$ -	\$ -	\$ -	\$ -	\$ -	\$ -	\$ -
	Other, State:	\$ -	\$ -	\$ -	\$ -	\$ -	\$ -	\$ -	\$ -	\$ -
	State Active Transportation Program	\$ -	\$ -	\$ -	\$ -	\$ -	\$ -	\$ -	\$ -	\$ -
	State Water Board Financial Assistance	\$ -	\$ -	\$ -	\$ -	\$ -	\$ -	\$ -	\$ -	\$ -
2301	CDBG-DR	\$ 3,178,111	\$ 460,908	\$ 1,769,625	\$ 2,907,768	\$ 2,907,768	\$ 2,418,194	\$ 157,626	\$ -	\$ 13,800,000
2551	Utility Reimbursements	\$ 139,100	\$ 220,809	\$ 200,000	\$ 150,000	\$ 150,000	\$ 140,091	\$ -	\$ -	\$ 1,000,000
	Insurance	\$ -	\$ -	\$ -	\$ -	\$ -	\$ -	\$ -	\$ -	\$ -
	Program Participant	\$ -	\$ -	\$ -	\$ -	\$ -	\$ -	\$ -	\$ -	\$ -
	Unfunded	\$ -	\$ -	\$ -	\$ -	\$ -	\$ -	\$ -	\$ -	\$ -
<b>Annual Total</b>		<b>\$ 12,979,951</b>	<b>\$ 2,007,054</b>	<b>\$ 7,350,000</b>	<b>\$ 11,898,558</b>	<b>\$ 11,898,558</b>	<b>\$ 9,910,570</b>	<b>\$ 473,307</b>	<b>\$ -</b>	<b>\$ 56,517,998</b>

**Town of Paradise Fiscal Year 2024/2025  
Capital Improvement & Disaster Recovery Plan**

<b>Project Title:</b> Neal Road Rehabilitation	<b>Est. Start Date:</b> 7/1/2020	<b>Project Description</b> On-System roadway rehabilitation along 1.63 miles of Neal Road from Wayland Road to Skyway consisting of 2-inch grind and 3-inch asphalt concrete (AC) overlay of the entire roadway section with digout areas of 3-inch AC and 4-inch aggregate base for sections with severe rutting and damage.
<b>CIP/DR:</b> DR	<b>Est. End Date:</b> 6/30/2027	
<b>Project No.:</b> 7307	<b>Department(s):</b> Public Works	
<b>Grant No.:</b> ER38Y0 (025)	<b>Funding Status:</b> Secured	
<b>Grant No.:</b> CDBG-DR 18DRINFRA – 18006	<b>Reso No.</b> 2022-12	

Project Development Costs										
Code	Project Phase / Type	Actuals Prior Years	Est. Actual 2023/2024	2024/2025	2025/2026	2026/2027	2027/2028	2028/2029	2026/Beyond	Total Costs
	Facilities Replacement / Construction	\$ -	\$ -	\$ -	\$ -	\$ -	\$ -	\$ -	\$ -	\$ -
	Equipment Replacement / Construction	\$ -	\$ -	\$ -	\$ -	\$ -	\$ -	\$ -	\$ -	\$ -
	Program Deployment	\$ -	\$ -	\$ -	\$ -	\$ -	\$ -	\$ -	\$ -	\$ -
	Alternatives Analysis / Report Preparation	\$ -	\$ -	\$ -	\$ -	\$ -	\$ -	\$ -	\$ -	\$ -
	Project Approval & Environmental Document Plans, Specifications & Estimates	\$ -	\$ -	\$ -	\$ -	\$ -	\$ -	\$ -	\$ -	\$ -
	Preliminary Engineering/ Planning	\$ 136,572	\$ 6,428	\$ -	\$ -	\$ -	\$ -	\$ -	\$ -	\$ 143,000
	Right of Way & Utility Relocation	\$ -	\$ -	\$ -	\$ -	\$ -	\$ -	\$ -	\$ -	\$ -
	Construction Engineering	\$ -	\$ 3,000	\$ 4,000	\$ 5,000	\$ 131,000	\$ -	\$ -	\$ -	\$ 143,000
	Construction/ Implementation	\$ -	\$ -	\$ -	\$ -	\$ 1,552,223	\$ -	\$ -	\$ -	\$ 1,552,223
	Non-Infrastructure (Education Component)	\$ -	\$ -	\$ -	\$ -	\$ -	\$ -	\$ -	\$ -	\$ -
<b>Annual Total</b>		<b>\$ 136,572</b>	<b>\$ 9,428</b>	<b>\$ 4,000</b>	<b>\$ 5,000</b>	<b>\$ 1,683,223</b>	<b>\$ -</b>	<b>\$ -</b>	<b>\$ -</b>	<b>\$ 1,838,223</b>

Project Development Funding										
Code	Project Funding Source	Actuals Prior Years	Est. Actual 2023/2024	2024/2025	2025/2026	2026/2027	2027/2028	2028/2029	2026/Beyond	Total Funding
	General Fund	\$ -	\$ -	\$ -	\$ -	\$ -	\$ -	\$ -	\$ -	\$ -
	Federal Congestion Mitigation Air Quality	\$ -	\$ -	\$ -	\$ -	\$ -	\$ -	\$ -	\$ -	\$ -
2139	Federal Emergency Relief Program	\$ 102,770	\$ 7,095	\$ 3,010	\$ 3,763	\$ 1,172,395	\$ -	\$ -	\$ -	\$ 1,289,033
	Federal Hazard Mitigation Grant Program	\$ -	\$ -	\$ -	\$ -	\$ -	\$ -	\$ -	\$ -	\$ -
	Federal Highway Safety Improvement Program	\$ -	\$ -	\$ -	\$ -	\$ -	\$ -	\$ -	\$ -	\$ -
	Federal, FEMA Public Assistance	\$ -	\$ -	\$ -	\$ -	\$ -	\$ -	\$ -	\$ -	\$ -
	Federal, Economic Development Administration	\$ -	\$ -	\$ -	\$ -	\$ -	\$ -	\$ -	\$ -	\$ -
	Federal, United States Department of Agriculture	\$ -	\$ -	\$ -	\$ -	\$ -	\$ -	\$ -	\$ -	\$ -
	Gas Tax / Streets	\$ -	\$ -	\$ -	\$ -	\$ -	\$ -	\$ -	\$ -	\$ -
2110	Local Transportation / Transit Measure "C"/"V"	\$ -	\$ -	\$ -	\$ -	\$ -	\$ -	\$ -	\$ -	\$ -
	Other, Community:	\$ -	\$ -	\$ -	\$ -	\$ -	\$ -	\$ -	\$ -	\$ -
	Other, Federal:	\$ -	\$ -	\$ -	\$ -	\$ -	\$ -	\$ -	\$ -	\$ -
	Other, State:	\$ -	\$ -	\$ -	\$ -	\$ -	\$ -	\$ -	\$ -	\$ -
	State Active Transportation Program	\$ -	\$ -	\$ -	\$ -	\$ -	\$ -	\$ -	\$ -	\$ -
	State Water Board Financial Assistance	\$ -	\$ -	\$ -	\$ -	\$ -	\$ -	\$ -	\$ -	\$ -
2301	CDBG-DR	\$ 33,802	\$ 2,333	\$ 990	\$ 1,238	\$ 472,428	\$ -	\$ -	\$ -	\$ 510,791
	Utility Reimbursements	\$ -	\$ -	\$ -	\$ -	\$ 38,400	\$ -	\$ -	\$ -	\$ 38,400
	Insurance	\$ -	\$ -	\$ -	\$ -	\$ -	\$ -	\$ -	\$ -	\$ -
	Program Participant	\$ -	\$ -	\$ -	\$ -	\$ -	\$ -	\$ -	\$ -	\$ -
	Unfunded	\$ -	\$ -	\$ -	\$ -	\$ -	\$ -	\$ -	\$ -	\$ -
<b>Annual Total</b>		<b>\$ 136,572</b>	<b>\$ 9,428</b>	<b>\$ 4,000</b>	<b>\$ 5,000</b>	<b>\$ 1,683,223</b>	<b>\$ -</b>	<b>\$ -</b>	<b>\$ -</b>	<b>\$ 1,838,223</b>

**Town of Paradise Fiscal Year 2024/2025  
Capital Improvement & Disaster Recovery Plan**

<b>Project Title:</b> Category 4 Tree Removal	<b>Est. Start Date:</b> 7/1/2022	<b>Project Description</b> This proposed project targets Standing Burnt Trees outside of the scope of the tree removal being reimbursed through Public Assistance.
<b>CIP/DR:</b> DR	<b>Est. End Date:</b> 12/31/2023	
<b>Project No.:</b> 7312	<b>Department(s):</b> Disaster Recovery	
<b>Grant No.:</b> TBD	<b>Funding Status:</b> Phase 1 Approved	

Project Development Costs										
Code	Project Phase / Type	Actuals Prior Years	Est. Actual 2023/2024	2024/2025	2025/2026	2026/2027	2027/2028	2028/2029	2026/Beyond	Total Costs
	Facilities Replacement / Construction	\$ -	\$ -	\$ -	\$ -	\$ -	\$ -	\$ -	\$ -	\$ -
	Equipment Replacement / Construction	\$ -	\$ -	\$ -	\$ -	\$ -	\$ -	\$ -	\$ -	\$ -
	Program Deployment	\$ 918,660	\$ 15,000	\$ 4,000,000	\$ 4,291,340	\$ -	\$ -	\$ -	\$ -	\$ 9,225,000
	Alternatives Analysis / Report Preparation	\$ -	\$ -	\$ -	\$ -	\$ -	\$ -	\$ -	\$ -	\$ -
	Project Approval & Environmental Document	\$ -	\$ -	\$ -	\$ -	\$ -	\$ -	\$ -	\$ -	\$ -
	Plans, Specifications & Estimates	\$ -	\$ -	\$ -	\$ -	\$ -	\$ -	\$ -	\$ -	\$ -
	Preliminary Engineering/ Planning	\$ -	\$ -	\$ -	\$ -	\$ -	\$ -	\$ -	\$ -	\$ -
	Right of Way & Utility Relocation	\$ -	\$ -	\$ -	\$ -	\$ -	\$ -	\$ -	\$ -	\$ -
	Construction Engineering	\$ -	\$ -	\$ -	\$ -	\$ -	\$ -	\$ -	\$ -	\$ -
	Construction/ Implementation	\$ -	\$ -	\$ -	\$ -	\$ -	\$ -	\$ -	\$ -	\$ -
	Non-Infrastructure (Education Component)	\$ -	\$ -	\$ -	\$ -	\$ -	\$ -	\$ -	\$ -	\$ -
<b>Annual Total</b>		<b>\$ 918,660</b>	<b>\$ 15,000</b>	<b>\$ 4,000,000</b>	<b>\$ 4,291,340</b>	<b>\$ -</b>	<b>\$ -</b>	<b>\$ -</b>	<b>\$ -</b>	<b>\$ 9,225,000</b>

Project Development Funding										
Code	Project Funding Source	Actuals Prior Years	Est. Actual 2023/2024	2024/2025	2025/2026	2026/2027	2027/2028	2028/2029	2026/Beyond	Total Funding
	General Fund	\$ -	\$ -	\$ -	\$ -	\$ -	\$ -	\$ -	\$ -	\$ -
	Federal Congestion Mitigation Air Quality	\$ -	\$ -	\$ -	\$ -	\$ -	\$ -	\$ -	\$ -	\$ -
	Federal Emergency Relief Program	\$ -	\$ -	\$ -	\$ -	\$ -	\$ -	\$ -	\$ -	\$ -
2136	Federal Hazard Mitigation Grant Program	\$ 688,995	\$ 11,250	\$ 3,000,000	\$ 3,218,505	\$ -	\$ -	\$ -	\$ -	\$ 6,918,750
	Federal Highway Safety Improvement Program	\$ -	\$ -	\$ -	\$ -	\$ -	\$ -	\$ -	\$ -	\$ -
	Federal, FEMA Public Assistance	\$ -	\$ -	\$ -	\$ -	\$ -	\$ -	\$ -	\$ -	\$ -
	Federal, Economic Development Administration	\$ -	\$ -	\$ -	\$ -	\$ -	\$ -	\$ -	\$ -	\$ -
	Federal, United States Department of Agriculture	\$ -	\$ -	\$ -	\$ -	\$ -	\$ -	\$ -	\$ -	\$ -
	Gas Tax / Streets	\$ -	\$ -	\$ -	\$ -	\$ -	\$ -	\$ -	\$ -	\$ -
	Local Transportation / Transit	\$ -	\$ -	\$ -	\$ -	\$ -	\$ -	\$ -	\$ -	\$ -
	Measure "C"/"V"	\$ -	\$ -	\$ -	\$ -	\$ -	\$ -	\$ -	\$ -	\$ -
	Other, Community:	\$ -	\$ -	\$ -	\$ -	\$ -	\$ -	\$ -	\$ -	\$ -
	Other, Federal:	\$ -	\$ -	\$ -	\$ -	\$ -	\$ -	\$ -	\$ -	\$ -
	Other, State:	\$ -	\$ -	\$ -	\$ -	\$ -	\$ -	\$ -	\$ -	\$ -
	State Active Transportation Program	\$ -	\$ -	\$ -	\$ -	\$ -	\$ -	\$ -	\$ -	\$ -
	State Water Board Financial Assistance	\$ -	\$ -	\$ -	\$ -	\$ -	\$ -	\$ -	\$ -	\$ -
	CDBG-DR	\$ -	\$ -	\$ -	\$ -	\$ -	\$ -	\$ -	\$ -	\$ -
	Utility Reimbursements	\$ -	\$ -	\$ -	\$ -	\$ -	\$ -	\$ -	\$ -	\$ -
	Insurance	\$ -	\$ -	\$ -	\$ -	\$ -	\$ -	\$ -	\$ -	\$ -
	Program Participant	\$ 229,665	\$ 3,750	\$ 1,000,000	\$ 1,072,835	\$ -	\$ -	\$ -	\$ -	\$ 2,306,250
	Unfunded	\$ -	\$ -	\$ -	\$ -	\$ -	\$ -	\$ -	\$ -	\$ -
<b>Annual Total</b>		<b>\$ 918,660</b>	<b>\$ 15,000</b>	<b>\$ 4,000,000</b>	<b>\$ 4,291,340</b>	<b>\$ -</b>	<b>\$ -</b>	<b>\$ -</b>	<b>\$ -</b>	<b>\$ 9,225,000</b>

**Town of Paradise Fiscal Year 2024/2025  
Capital Improvement & Disaster Recovery Plan**

**Project Title:** Residential Ignition Resistant Prgm  
**CIP/DR:** DR  
**Project No.:** 7313  
**Grant No.:** TBD

**Est. Start Date:** 4/1/2021  
**Est. End Date:** 12/31/2025  
**Department(s):** Disaster Recovery/Housing  
**Funding Status:** Phase 1 Secured/Phase 2 Pending

**Project Description**

The Program design is intended to assist homeowners in bringing their homes up to the current Wildland-Urban Interface Fire Area standard.

**Project Development Costs**

Code	Project Phase / Type	Actuals Prior Years	Est. Actual 2023/2024	2024/2025	2025/2026	2026/2027	2027/2028	2028/2029	2026/Beyond	Total Costs
	Facilities Replacement / Construction	\$ -	\$ -	\$ -	\$ -	\$ -	\$ -	\$ -	\$ -	\$ -
	Equipment Replacement / Construction	\$ -	\$ -	\$ -	\$ -	\$ -	\$ -	\$ -	\$ -	\$ -
	Program Deployment	\$ 36,501	\$ 10,000	\$ 5,343,499	\$ 3,000,000	\$ -	\$ -	\$ -	\$ -	\$ 8,390,000
	Alternatives Analysis / Report Preparation	\$ -	\$ -	\$ -	\$ -	\$ -	\$ -	\$ -	\$ -	\$ -
	Project Approval & Environmental Document	\$ -	\$ -	\$ -	\$ -	\$ -	\$ -	\$ -	\$ -	\$ -
	Plans, Specifications & Estimates	\$ -	\$ -	\$ -	\$ -	\$ -	\$ -	\$ -	\$ -	\$ -
	Preliminary Engineering/ Planning	\$ -	\$ -	\$ -	\$ -	\$ -	\$ -	\$ -	\$ -	\$ -
	Right of Way & Utility Relocation	\$ -	\$ -	\$ -	\$ -	\$ -	\$ -	\$ -	\$ -	\$ -
	Construction Engineering	\$ -	\$ -	\$ -	\$ -	\$ -	\$ -	\$ -	\$ -	\$ -
	Construction/ Implementation	\$ -	\$ -	\$ -	\$ -	\$ -	\$ -	\$ -	\$ -	\$ -
	Non-Infrastructure (Education Component)	\$ -	\$ -	\$ -	\$ -	\$ -	\$ -	\$ -	\$ -	\$ -
<b>Annual Total</b>		<b>\$ 36,501</b>	<b>\$ 10,000</b>	<b>\$ 5,343,499</b>	<b>\$ 3,000,000</b>	<b>\$ -</b>	<b>\$ -</b>	<b>\$ -</b>	<b>\$ -</b>	<b>\$ 8,390,000</b>

**Project Development Funding**

Code	Project Funding Source	Actuals Prior Years	Est. Actual 2023/2024	2024/2025	2025/2026	2026/2027	2027/2028	2028/2029	2026/Beyond	Total Funding
	General Fund	\$ -	\$ -	\$ -	\$ -	\$ -	\$ -	\$ -	\$ -	\$ -
	Federal Congestion Mitigation Air Quality	\$ -	\$ -	\$ -	\$ -	\$ -	\$ -	\$ -	\$ -	\$ -
	Federal Emergency Relief Program	\$ -	\$ -	\$ -	\$ -	\$ -	\$ -	\$ -	\$ -	\$ -
2136	Federal Hazard Mitigation Grant Program	\$ 27,376	\$ 7,500	\$ 4,007,624	\$ 2,250,000	\$ -	\$ -	\$ -	\$ -	\$ 6,292,500
	Federal Highway Safety Improvement Program	\$ -	\$ -	\$ -	\$ -	\$ -	\$ -	\$ -	\$ -	\$ -
	Federal, FEMA Public Assistance	\$ -	\$ -	\$ -	\$ -	\$ -	\$ -	\$ -	\$ -	\$ -
	Federal, Economic Development Administration	\$ -	\$ -	\$ -	\$ -	\$ -	\$ -	\$ -	\$ -	\$ -
	Federal, United States Department of Agriculture	\$ -	\$ -	\$ -	\$ -	\$ -	\$ -	\$ -	\$ -	\$ -
	Gas Tax / Streets	\$ -	\$ -	\$ -	\$ -	\$ -	\$ -	\$ -	\$ -	\$ -
	Local Transportation / Transit	\$ -	\$ -	\$ -	\$ -	\$ -	\$ -	\$ -	\$ -	\$ -
	Measure "C"/"V"	\$ -	\$ -	\$ -	\$ -	\$ -	\$ -	\$ -	\$ -	\$ -
	Other, Community:	\$ -	\$ -	\$ -	\$ -	\$ -	\$ -	\$ -	\$ -	\$ -
	Other, Federal:	\$ -	\$ -	\$ -	\$ -	\$ -	\$ -	\$ -	\$ -	\$ -
	Other, State:	\$ -	\$ -	\$ -	\$ -	\$ -	\$ -	\$ -	\$ -	\$ -
	State Active Transportation Program	\$ -	\$ -	\$ -	\$ -	\$ -	\$ -	\$ -	\$ -	\$ -
	State Water Board Financial Assistance	\$ -	\$ -	\$ -	\$ -	\$ -	\$ -	\$ -	\$ -	\$ -
	CDBG-DR	\$ -	\$ -	\$ -	\$ -	\$ -	\$ -	\$ -	\$ -	\$ -
	Utility Reimbursements	\$ -	\$ -	\$ -	\$ -	\$ -	\$ -	\$ -	\$ -	\$ -
	Insurance	\$ -	\$ -	\$ -	\$ -	\$ -	\$ -	\$ -	\$ -	\$ -
	Program Participant	\$ 9,125	\$ 2,500	\$ 1,335,875	\$ 750,000	\$ -	\$ -	\$ -	\$ -	\$ 2,097,500
	Unfunded	\$ -	\$ -	\$ -	\$ -	\$ -	\$ -	\$ -	\$ -	\$ -
<b>Annual Total</b>		<b>\$ 36,501</b>	<b>\$ 10,000</b>	<b>\$ 5,343,499</b>	<b>\$ 3,000,000</b>	<b>\$ -</b>	<b>\$ -</b>	<b>\$ -</b>	<b>\$ -</b>	<b>\$ 8,390,000</b>

**Town of Paradise Fiscal Year 2024/2025  
Capital Improvement & Disaster Recovery Plan**

<b>Project Title:</b> Early Warning System	<b>Est. Start Date:</b> 8/1/2020	<b>Project Description</b> Development and implementation for an early warning system throughout the Town of Paradise. This system would immediately notify residents of any hazardous events via sirens, text messages, voice messages and more.
<b>CIP/DR:</b> DR	<b>Est. End Date:</b> 6/30/2024	
<b>Project No.:</b> 7314	<b>Department(s):</b> Disaster Recovery	
<b>Grant No.:</b> FEMA PA CDBG-DR 18DRINFRA -18006 – 35	<b>Funding Status:</b> Secured <b>Reso No.</b> 2022-12	

Project Development Costs										
Code	Project Phase / Type	Actuals Prior Years	Est. Actual 2023/2024	2024/2025	2025/2026	2026/2027	2027/2028	2028/2029	2026/Beyond	Total Costs
	Facilities Replacement / Construction	\$ -	\$ -	\$ -	\$ -	\$ -	\$ -	\$ -	\$ -	\$ -
	Equipment Replacement / Construction	\$ -	\$ -	\$ -	\$ -	\$ -	\$ -	\$ -	\$ -	\$ -
	Program Deployment	\$ 41,818	\$ -	\$ -	\$ -	\$ -	\$ -	\$ -	\$ -	\$ 41,818
	Alternatives Analysis / Report Preparation	\$ -	\$ -	\$ -	\$ -	\$ -	\$ -	\$ -	\$ -	\$ -
	Project Approval & Environmental Document	\$ -	\$ -	\$ -	\$ -	\$ -	\$ -	\$ -	\$ -	\$ -
	Plans, Specifications & Estimates	\$ -	\$ -	\$ -	\$ -	\$ -	\$ -	\$ -	\$ -	\$ -
	Preliminary Engineering/ Planning	\$ -	\$ -	\$ -	\$ -	\$ -	\$ -	\$ -	\$ -	\$ -
	Right of Way & Utility Relocation	\$ -	\$ -	\$ -	\$ -	\$ -	\$ -	\$ -	\$ -	\$ -
	Construction Engineering	\$ -	\$ -	\$ -	\$ -	\$ -	\$ -	\$ -	\$ -	\$ -
	Construction/ Implementation	\$ 1,776,289	\$ 1,008,768	\$ 200,000	\$ -	\$ -	\$ -	\$ -	\$ -	\$ 2,985,057
	Non-Infrastructure (Education Component)	\$ -	\$ -	\$ -	\$ -	\$ -	\$ -	\$ -	\$ -	\$ -
<b>Annual Total</b>		<b>\$ 1,818,107</b>	<b>\$ 1,008,768</b>	<b>\$ 200,000</b>	<b>\$ -</b>	<b>\$ -</b>	<b>\$ -</b>	<b>\$ -</b>	<b>\$ -</b>	<b>\$ 3,026,875</b>

Project Development Funding										
Code	Project Funding Source	Actuals Prior Years	Est. Actual 2023/2024	2024/2025	2025/2026	2026/2027	2027/2028	2028/2029	2026/Beyond	Total Funding
	General Fund	\$ -	\$ -	\$ -	\$ -	\$ -	\$ -	\$ -	\$ -	\$ -
	Federal Congestion Mitigation Air Quality	\$ -	\$ -	\$ -	\$ -	\$ -	\$ -	\$ -	\$ -	\$ -
	Federal Emergency Relief Program	\$ -	\$ -	\$ -	\$ -	\$ -	\$ -	\$ -	\$ -	\$ -
2136	Federal Hazard Mitigation Grant Program	\$ 1,363,580	\$ 756,576	\$ 150,000	\$ -	\$ -	\$ -	\$ -	\$ -	\$ 2,270,156
	Federal Highway Safety Improvement Program	\$ -	\$ -	\$ -	\$ -	\$ -	\$ -	\$ -	\$ -	\$ -
	Federal, FEMA Public Assistance	\$ -	\$ -	\$ -	\$ -	\$ -	\$ -	\$ -	\$ -	\$ -
	Federal, Economic Development Administration	\$ -	\$ -	\$ -	\$ -	\$ -	\$ -	\$ -	\$ -	\$ -
	Federal, United States Department of Agriculture	\$ -	\$ -	\$ -	\$ -	\$ -	\$ -	\$ -	\$ -	\$ -
	Gas Tax / Streets	\$ -	\$ -	\$ -	\$ -	\$ -	\$ -	\$ -	\$ -	\$ -
	Local Transportation / Transit	\$ -	\$ -	\$ -	\$ -	\$ -	\$ -	\$ -	\$ -	\$ -
	Measure "C"/"V"	\$ -	\$ -	\$ -	\$ -	\$ -	\$ -	\$ -	\$ -	\$ -
	Other, Community:	\$ -	\$ -	\$ -	\$ -	\$ -	\$ -	\$ -	\$ -	\$ -
	Other, Federal:	\$ -	\$ -	\$ -	\$ -	\$ -	\$ -	\$ -	\$ -	\$ -
	Other, State:	\$ -	\$ -	\$ -	\$ -	\$ -	\$ -	\$ -	\$ -	\$ -
	State Active Transportation Program	\$ -	\$ -	\$ -	\$ -	\$ -	\$ -	\$ -	\$ -	\$ -
	State Water Board Financial Assistance	\$ -	\$ -	\$ -	\$ -	\$ -	\$ -	\$ -	\$ -	\$ -
2301	CDBG-DR	\$ 454,527	\$ 252,192	\$ 50,000	\$ -	\$ -	\$ -	\$ -	\$ -	\$ 756,719
	Utility Reimbursements	\$ -	\$ -	\$ -	\$ -	\$ -	\$ -	\$ -	\$ -	\$ -
	Insurance	\$ -	\$ -	\$ -	\$ -	\$ -	\$ -	\$ -	\$ -	\$ -
	Program Participant	\$ -	\$ -	\$ -	\$ -	\$ -	\$ -	\$ -	\$ -	\$ -
	Unfunded	\$ -	\$ -	\$ -	\$ -	\$ -	\$ -	\$ -	\$ -	\$ -
<b>Annual Total</b>		<b>\$ 1,818,107</b>	<b>\$ 1,008,768</b>	<b>\$ 200,000</b>	<b>\$ -</b>	<b>\$ -</b>	<b>\$ -</b>	<b>\$ -</b>	<b>\$ -</b>	<b>\$ 3,026,875</b>

**Town of Paradise Fiscal Year 2024/2025  
Capital Improvement & Disaster Recovery Plan**

<b>Project Title:</b> Hazardous Fuel Reduction Prgm	<b>Est. Start Date:</b> 4/1/2022	<b>Project Description</b> The Town will need to use a combination of mechanical measures and chemical techniques for the clearing of hazardous fuels along public right of ways.
<b>CIP/DR:</b> DR	<b>Est. End Date:</b> 6/30/2026	
<b>Project No.:</b> 7315	<b>Department(s):</b> Disaster Recovery	
<b>Grant No.:</b> CDBG-DR 18DRINFRA – 18006	<b>Funding Status:</b> Secured      Reso No. 2022-12	

Project Development Costs										
Code	Project Phase / Type	Actuals Prior Years	Est. Actual 2023/2024	2024/2025	2025/2026	2026/2027	2027/2028	2028/2029	2026/Beyond	Total Costs
	Facilities Replacement / Construction	\$ -	\$ -	\$ -	\$ -	\$ -	\$ -	\$ -	\$ -	\$ -
	Equipment Replacement / Construction	\$ -	\$ -	\$ -	\$ -	\$ -	\$ -	\$ -	\$ -	\$ -
	Program Deployment	\$ 104	\$ 4,896	\$ 445,000	\$ 450,000	\$ 450,000	\$ 275,000	\$ -	\$ -	\$ 1,625,000
	Alternatives Analysis / Report Preparation	\$ -	\$ -	\$ -	\$ -	\$ -	\$ -	\$ -	\$ -	\$ -
	Project Approval & Environmental Document	\$ -	\$ -	\$ -	\$ -	\$ -	\$ -	\$ -	\$ -	\$ -
	Plans, Specifications & Estimates	\$ -	\$ -	\$ -	\$ -	\$ -	\$ -	\$ -	\$ -	\$ -
	Preliminary Engineering/ Planning	\$ -	\$ -	\$ -	\$ -	\$ -	\$ -	\$ -	\$ -	\$ -
	Right of Way & Utility Relocation	\$ -	\$ -	\$ -	\$ -	\$ -	\$ -	\$ -	\$ -	\$ -
	Construction Engineering	\$ -	\$ -	\$ -	\$ -	\$ -	\$ -	\$ -	\$ -	\$ -
	Construction/ Implementation	\$ -	\$ -	\$ -	\$ -	\$ -	\$ -	\$ -	\$ -	\$ -
	Non-Infrastructure (Education Component)	\$ -	\$ -	\$ -	\$ -	\$ -	\$ -	\$ -	\$ -	\$ -
<b>Annual Total</b>		<b>\$ 104</b>	<b>\$ 4,896</b>	<b>\$ 445,000</b>	<b>\$ 450,000</b>	<b>\$ 450,000</b>	<b>\$ 275,000</b>	<b>\$ -</b>	<b>\$ -</b>	<b>\$ 1,625,000</b>

Project Development Funding										
Code	Project Funding Source	Actuals Prior Years	Est. Actual 2023/2024	2024/2025	2025/2026	2026/2027	2027/2028	2028/2029	2026/Beyond	Total Funding
	General Fund	\$ -	\$ -	\$ -	\$ -	\$ -	\$ -	\$ -	\$ -	\$ -
	Federal Congestion Mitigation Air Quality	\$ -	\$ -	\$ -	\$ -	\$ -	\$ -	\$ -	\$ -	\$ -
	Federal Emergency Relief Program	\$ -	\$ -	\$ -	\$ -	\$ -	\$ -	\$ -	\$ -	\$ -
2136	Federal Hazard Mitigation Grant Program	\$ 78	\$ 3,672	\$ 333,750	\$ 337,500	\$ 337,500	\$ 206,250	\$ -	\$ -	\$ 1,218,750
	Federal Highway Safety Improvement Program	\$ -	\$ -	\$ -	\$ -	\$ -	\$ -	\$ -	\$ -	\$ -
	Federal, FEMA Public Assistance	\$ -	\$ -	\$ -	\$ -	\$ -	\$ -	\$ -	\$ -	\$ -
	Federal, Economic Development Administration	\$ -	\$ -	\$ -	\$ -	\$ -	\$ -	\$ -	\$ -	\$ -
	Federal, United States Department of Agriculture	\$ -	\$ -	\$ -	\$ -	\$ -	\$ -	\$ -	\$ -	\$ -
	Gas Tax / Streets	\$ -	\$ -	\$ -	\$ -	\$ -	\$ -	\$ -	\$ -	\$ -
	Local Transportation / Transit	\$ -	\$ -	\$ -	\$ -	\$ -	\$ -	\$ -	\$ -	\$ -
	Measure "C"/"V"	\$ -	\$ -	\$ -	\$ -	\$ -	\$ -	\$ -	\$ -	\$ -
	Other, Community:	\$ -	\$ -	\$ -	\$ -	\$ -	\$ -	\$ -	\$ -	\$ -
	Other, Federal:	\$ -	\$ -	\$ -	\$ -	\$ -	\$ -	\$ -	\$ -	\$ -
	Other, State:	\$ -	\$ -	\$ -	\$ -	\$ -	\$ -	\$ -	\$ -	\$ -
	State Active Transportation Program	\$ -	\$ -	\$ -	\$ -	\$ -	\$ -	\$ -	\$ -	\$ -
	State Water Board Financial Assistance	\$ -	\$ -	\$ -	\$ -	\$ -	\$ -	\$ -	\$ -	\$ -
2301	CDBG-DR	\$ 26	\$ 1,224	\$ 111,250	\$ 112,500	\$ 112,500	\$ 68,750	\$ -	\$ -	\$ 406,250
	Utility Reimbursements	\$ -	\$ -	\$ -	\$ -	\$ -	\$ -	\$ -	\$ -	\$ -
	Insurance	\$ -	\$ -	\$ -	\$ -	\$ -	\$ -	\$ -	\$ -	\$ -
	Program Participant	\$ -	\$ -	\$ -	\$ -	\$ -	\$ -	\$ -	\$ -	\$ -
	Unfunded	\$ -	\$ -	\$ -	\$ -	\$ -	\$ -	\$ -	\$ -	\$ -
<b>Annual Total</b>		<b>\$ 104</b>	<b>\$ 4,896</b>	<b>\$ 445,000</b>	<b>\$ 450,000</b>	<b>\$ 450,000</b>	<b>\$ 275,000</b>	<b>\$ -</b>	<b>\$ -</b>	<b>\$ 1,625,000</b>

**Town of Paradise Fiscal Year 2024/2025  
Capital Improvement & Disaster Recovery Plan**

<b>Project Title:</b> Defensible Space Code Enfc.	<b>Est. Start Date:</b> 1/1/2023	<b>Project Description</b> Funding to assist in hiring of additional Code Enforcement Officers who will be inspecting public, commercial, and private properties throughout the Town for hazardous fuels.
<b>CIP/DR:</b> DR	<b>Est. End Date:</b> 6/30/2026	
<b>Project No.:</b> 7316	<b>Department(s):</b> Disaster Recovery	
<b>Grant No.:</b> FEMA HMGP	<b>Funding Status:</b> Secured	

Project Development Costs										
Code	Project Phase / Type	Actuals Prior Years	Est. Actual 2023/2024	2024/2025	2025/2026	2026/2027	2027/2028	2028/2029	2026/Beyond	Total Costs
	Facilities Replacement / Construction	\$ -	\$ -	\$ -	\$ -	\$ -	\$ -	\$ -	\$ -	\$ -
	Equipment Replacement / Construction	\$ -	\$ -	\$ -	\$ -	\$ -	\$ -	\$ -	\$ -	\$ -
	Program Deployment	\$ 105	\$ 4,000	\$ 233,333	\$ 233,333	\$ 229,229	\$ -	\$ -	\$ -	\$ 700,000
	Alternatives Analysis / Report Preparation	\$ -	\$ -	\$ -	\$ -	\$ -	\$ -	\$ -	\$ -	\$ -
	Project Approval & Environmental Document	\$ -	\$ -	\$ -	\$ -	\$ -	\$ -	\$ -	\$ -	\$ -
	Plans, Specifications & Estimates	\$ -	\$ -	\$ -	\$ -	\$ -	\$ -	\$ -	\$ -	\$ -
	Preliminary Engineering/ Planning	\$ -	\$ -	\$ -	\$ -	\$ -	\$ -	\$ -	\$ -	\$ -
	Right of Way & Utility Relocation	\$ -	\$ -	\$ -	\$ -	\$ -	\$ -	\$ -	\$ -	\$ -
	Construction Engineering	\$ -	\$ -	\$ -	\$ -	\$ -	\$ -	\$ -	\$ -	\$ -
	Construction/ Implementation	\$ -	\$ -	\$ -	\$ -	\$ -	\$ -	\$ -	\$ -	\$ -
	Non-Infrastructure (Education Component)	\$ -	\$ -	\$ -	\$ -	\$ -	\$ -	\$ -	\$ -	\$ -
<b>Annual Total</b>		<b>\$ 105</b>	<b>\$ 4,000</b>	<b>\$ 233,333</b>	<b>\$ 233,333</b>	<b>\$ 229,229</b>	<b>\$ -</b>	<b>\$ -</b>	<b>\$ -</b>	<b>\$ 700,000</b>

Project Development Funding										
Code	Project Funding Source	Actuals Prior Years	Est. Actual 2023/2024	2024/2025	2025/2026	2026/2027	2027/2028	2028/2029	2026/Beyond	Total Funding
	General Fund	\$ 26	\$ 1,000	\$ 58,333	\$ 58,333	\$ 57,307	\$ -	\$ -	\$ -	\$ 175,000
	Federal Congestion Mitigation Air Quality	\$ -	\$ -	\$ -	\$ -	\$ -	\$ -	\$ -	\$ -	\$ -
	Federal Emergency Relief Program	\$ -	\$ -	\$ -	\$ -	\$ -	\$ -	\$ -	\$ -	\$ -
2136	Federal Hazard Mitigation Grant Program	\$ 79	\$ 3,000	\$ 175,000	\$ 175,000	\$ 171,922	\$ -	\$ -	\$ -	\$ 525,000
	Federal Highway Safety Improvement Program	\$ -	\$ -	\$ -	\$ -	\$ -	\$ -	\$ -	\$ -	\$ -
	Federal, FEMA Public Assistance	\$ -	\$ -	\$ -	\$ -	\$ -	\$ -	\$ -	\$ -	\$ -
	Federal, Economic Development Administration	\$ -	\$ -	\$ -	\$ -	\$ -	\$ -	\$ -	\$ -	\$ -
	Federal, United States Department of Agriculture	\$ -	\$ -	\$ -	\$ -	\$ -	\$ -	\$ -	\$ -	\$ -
	Gas Tax / Streets	\$ -	\$ -	\$ -	\$ -	\$ -	\$ -	\$ -	\$ -	\$ -
	Local Transportation / Transit	\$ -	\$ -	\$ -	\$ -	\$ -	\$ -	\$ -	\$ -	\$ -
	Measure "C"/"V"	\$ -	\$ -	\$ -	\$ -	\$ -	\$ -	\$ -	\$ -	\$ -
	Other, Community:	\$ -	\$ -	\$ -	\$ -	\$ -	\$ -	\$ -	\$ -	\$ -
	Other, Federal:	\$ -	\$ -	\$ -	\$ -	\$ -	\$ -	\$ -	\$ -	\$ -
	Other, State:	\$ -	\$ -	\$ -	\$ -	\$ -	\$ -	\$ -	\$ -	\$ -
	State Active Transportation Program	\$ -	\$ -	\$ -	\$ -	\$ -	\$ -	\$ -	\$ -	\$ -
	State Water Board Financial Assistance	\$ -	\$ -	\$ -	\$ -	\$ -	\$ -	\$ -	\$ -	\$ -
2301	CDBG-DR	\$ -	\$ -	\$ -	\$ -	\$ -	\$ -	\$ -	\$ -	\$ -
	Utility Reimbursements	\$ -	\$ -	\$ -	\$ -	\$ -	\$ -	\$ -	\$ -	\$ -
	Insurance	\$ -	\$ -	\$ -	\$ -	\$ -	\$ -	\$ -	\$ -	\$ -
	Program Participant	\$ -	\$ -	\$ -	\$ -	\$ -	\$ -	\$ -	\$ -	\$ -
	Unfunded	\$ -	\$ -	\$ -	\$ -	\$ -	\$ -	\$ -	\$ -	\$ -
<b>Annual Total</b>		<b>\$ 105</b>	<b>\$ 4,000</b>	<b>\$ 233,333</b>	<b>\$ 233,333</b>	<b>\$ 229,229</b>	<b>\$ -</b>	<b>\$ -</b>	<b>\$ -</b>	<b>\$ 700,000</b>



**Town of Paradise Fiscal Year 2024/2025  
Capital Improvement & Disaster Recovery Plan**

<b>Project Title:</b> Camp Fire Hydrant Repairs	<b>Est. Start Date:</b> 10/1/2022	<b>Project Description</b> Repair fire hydrants damaged by the Camp Fire townwide.
<b>CIP/DR:</b> DR	<b>Est. End Date:</b> 6/30/2025	
<b>Project No.:</b> 8404	<b>Department(s):</b> Public Works	
<b>Grant No.:</b> FEMA PA	<b>Funding Status:</b> Secured	

Project Development Costs										
Code	Project Phase / Type	Actuals Prior Years	Est. Actual 2023/2024	2024/2025	2025/2026	2026/2027	2027/2028	2028/2029	2026/Beyond	Total Costs
	Facilities Replacement / Construction	\$ -	\$ -	\$ -	\$ -	\$ -	\$ -	\$ -	\$ -	\$ -
	Equipment Replacement / Construction	\$ -	\$ -	\$ -	\$ -	\$ -	\$ -	\$ -	\$ -	\$ -
	Program Deployment	\$ -	\$ -	\$ -	\$ -	\$ -	\$ -	\$ -	\$ -	\$ -
	Alternatives Analysis / Report Preparation	\$ -	\$ -	\$ -	\$ -	\$ -	\$ -	\$ -	\$ -	\$ -
	Project Approval & Environmental Document	\$ -	\$ -	\$ -	\$ -	\$ -	\$ -	\$ -	\$ -	\$ -
	Plans, Specifications & Estimates	\$ -	40,000	35,000	\$ -	\$ -	\$ -	\$ -	\$ -	75,000
	Preliminary Engineering/ Planning	\$ -	\$ -	\$ -	\$ -	\$ -	\$ -	\$ -	\$ -	\$ -
	Right of Way & Utility Relocation	\$ -	\$ -	\$ -	\$ -	\$ -	\$ -	\$ -	\$ -	\$ -
	Construction Engineering	\$ -	\$ -	\$ -	\$ -	\$ -	\$ -	\$ -	\$ -	\$ -
	Construction/ Implementation	\$ -	\$ -	176,360	\$ -	\$ -	\$ -	\$ -	\$ -	176,360
	Non-Infrastructure (Education Component)	\$ -	\$ -	\$ -	\$ -	\$ -	\$ -	\$ -	\$ -	\$ -
<b>Annual Total</b>		<b>\$ -</b>	<b>\$ 40,000</b>	<b>\$ 211,360</b>	<b>\$ -</b>	<b>\$ -</b>	<b>\$ -</b>	<b>\$ -</b>	<b>\$ -</b>	<b>\$ 251,360</b>

Project Development Funding										
Code	Project Funding Source	Actuals Prior Years	Est. Actual 2023/2024	2024/2025	2025/2026	2026/2027	2027/2028	2028/2029	2029/Beyond	Total Funding
	General Fund	\$ -	2,500	13,210	\$ -	\$ -	\$ -	\$ -	\$ -	15,710
	Federal Congestion Mitigation Air Quality	\$ -	\$ -	\$ -	\$ -	\$ -	\$ -	\$ -	\$ -	\$ -
	Federal Emergency Relief Program	\$ -	\$ -	\$ -	\$ -	\$ -	\$ -	\$ -	\$ -	\$ -
	Federal Hazard Mitigation Grant Program	\$ -	\$ -	\$ -	\$ -	\$ -	\$ -	\$ -	\$ -	\$ -
	Federal Highway Safety Improvement Program	\$ -	\$ -	\$ -	\$ -	\$ -	\$ -	\$ -	\$ -	\$ -
2090	Federal, FEMA Public Assistance	\$ -	30,000	158,520	\$ -	\$ -	\$ -	\$ -	\$ -	188,520
	Federal, Economic Development Administration	\$ -	\$ -	\$ -	\$ -	\$ -	\$ -	\$ -	\$ -	\$ -
	Federal, United States Department of Agriculture	\$ -	\$ -	\$ -	\$ -	\$ -	\$ -	\$ -	\$ -	\$ -
	Gas Tax / Streets	\$ -	\$ -	\$ -	\$ -	\$ -	\$ -	\$ -	\$ -	\$ -
	Local Transportation / Transit	\$ -	\$ -	\$ -	\$ -	\$ -	\$ -	\$ -	\$ -	\$ -
	Measure "C"/"V"	\$ -	\$ -	\$ -	\$ -	\$ -	\$ -	\$ -	\$ -	\$ -
	Other, Community:	\$ -	\$ -	\$ -	\$ -	\$ -	\$ -	\$ -	\$ -	\$ -
	Other, Federal:	\$ -	\$ -	\$ -	\$ -	\$ -	\$ -	\$ -	\$ -	\$ -
	Other, State:	\$ -	7,500	39,630	\$ -	\$ -	\$ -	\$ -	\$ -	47,130
	State Active Transportation Program	\$ -	\$ -	\$ -	\$ -	\$ -	\$ -	\$ -	\$ -	\$ -
	State Water Board Financial Assistance	\$ -	\$ -	\$ -	\$ -	\$ -	\$ -	\$ -	\$ -	\$ -
2301	CDBG-DR	\$ -	\$ -	\$ -	\$ -	\$ -	\$ -	\$ -	\$ -	\$ -
	Utility Reimbursements	\$ -	\$ -	\$ -	\$ -	\$ -	\$ -	\$ -	\$ -	\$ -
	Insurance	\$ -	\$ -	\$ -	\$ -	\$ -	\$ -	\$ -	\$ -	\$ -
	Program Participant	\$ -	\$ -	\$ -	\$ -	\$ -	\$ -	\$ -	\$ -	\$ -
	Unfunded	\$ -	\$ -	\$ -	\$ -	\$ -	\$ -	\$ -	\$ -	\$ -
<b>Annual Total</b>		<b>\$ -</b>	<b>\$ 40,000</b>	<b>\$ 211,360</b>	<b>\$ -</b>	<b>\$ -</b>	<b>\$ -</b>	<b>\$ -</b>	<b>\$ -</b>	<b>\$ 251,360</b>

**Town of Paradise Fiscal Year 2024/2025  
Capital Improvement & Disaster Recovery Plan**

<b>Project Title:</b> Off-System Road Rehabilitation	<b>Est. Start Date:</b> 10/1/2020	<b>Project Description</b> Off-System roadway rehabilitation of 227 roadway segments consisting of asphalt concrete overlays and full depth sections for areas with severe pavement damage.
<b>CIP/DR:</b> DR	<b>Est. End Date:</b> 6/30/2029	
<b>Project No.:</b> 8407	<b>Department(s):</b> Public Works	
<b>Grant No.:</b> FEMA PA CDBG-DR 18DRINFRA – 18006 - 33	<b>Funding Status:</b> Secured      Reso No. 2022-12	

Project Development Costs										
Code	Project Phase / Type	Actuals Prior Years	Est. Actual 2023/2024	2024/2025	2025/2026	2026/2027	2027/2028	2028/2029	2026/Beyond	Total Costs
	Facilities Replacement / Construction	\$ -	\$ -	\$ -	\$ -	\$ -	\$ -	\$ -	\$ -	\$ -
	Equipment Replacement / Construction	\$ -	\$ -	\$ -	\$ -	\$ -	\$ -	\$ -	\$ -	\$ -
	Program Deployment	\$ -	\$ -	\$ -	\$ -	\$ -	\$ -	\$ -	\$ -	\$ -
	Alternatives Analysis / Report Preparation	\$ -	\$ -	\$ -	\$ -	\$ -	\$ -	\$ -	\$ -	\$ -
	Project Approval & Environmental Document	\$ -	\$ -	\$ -	\$ -	\$ -	\$ -	\$ -	\$ -	\$ -
	Plans, Specifications & Estimates	\$ -	\$ -	\$ -	\$ -	\$ -	\$ -	\$ -	\$ -	\$ -
	Preliminary Engineering/ Planning	\$ 2,994,226	\$ 16,000	\$ 53,774	\$ -	\$ -	\$ -	\$ -	\$ -	\$ 3,064,000
	Right of Way & Utility Relocation	\$ -	\$ -	\$ -	\$ -	\$ -	\$ -	\$ -	\$ -	\$ -
	Construction Engineering	\$ -	\$ 650,000	\$ 650,000	\$ 1,100,000	\$ 1,100,000	\$ 1,095,000	\$ -	\$ -	\$ 4,595,000
	Construction/ Implementation	\$ -	\$ 6,416,575	\$ 8,300,000	\$ 6,000,000	\$ 6,000,000	\$ 3,931,000	\$ 4,915,510	\$ -	\$ 35,563,085
	Non-Infrastructure (Education Component)	\$ -	\$ -	\$ -	\$ -	\$ -	\$ -	\$ -	\$ -	\$ -
<b>Annual Total</b>		<b>\$ 2,994,226</b>	<b>\$ 7,082,575</b>	<b>\$ 9,003,774</b>	<b>\$ 7,100,000</b>	<b>\$ 7,100,000</b>	<b>\$ 5,026,000</b>	<b>\$ 4,915,510</b>	<b>\$ -</b>	<b>\$ 43,222,085</b>

Project Development Funding										
Code	Project Funding Source	Actuals Prior Years	Est. Actual 2023/2024	2024/2025	2025/2026	2026/2027	2027/2028	2028/2029	2026/Beyond	Total Funding
	General Fund	\$ -	\$ -	\$ -	\$ -	\$ -	\$ -	\$ -	\$ -	\$ -
	Federal Congestion Mitigation Air Quality	\$ -	\$ -	\$ -	\$ -	\$ -	\$ -	\$ -	\$ -	\$ -
	Federal Emergency Relief Program	\$ -	\$ -	\$ -	\$ -	\$ -	\$ -	\$ -	\$ -	\$ -
	Federal Hazard Mitigation Grant Program	\$ -	\$ -	\$ -	\$ -	\$ -	\$ -	\$ -	\$ -	\$ -
2132	Federal Highway Safety Improvement Program	\$ -	\$ -	\$ -	\$ -	\$ -	\$ -	\$ -	\$ -	\$ -
	Federal, FEMA Public Assistance	\$ 2,245,670	\$ 5,299,500	\$ 6,752,831	\$ 5,325,000	\$ 5,325,000	\$ 3,769,500	\$ -	\$ -	\$ 28,717,500
	Federal, Economic Development Administration	\$ -	\$ -	\$ -	\$ -	\$ -	\$ -	\$ -	\$ -	\$ -
	Federal, United States Department of Agriculture	\$ -	\$ -	\$ -	\$ -	\$ -	\$ -	\$ -	\$ -	\$ -
	Gas Tax / Streets	\$ -	\$ 16,575	\$ -	\$ -	\$ -	\$ -	\$ -	\$ -	\$ 16,575
	Local Transportation / Transit	\$ -	\$ -	\$ -	\$ -	\$ -	\$ -	\$ -	\$ -	\$ -
	Measure "C"/"V"	\$ -	\$ -	\$ -	\$ -	\$ -	\$ -	\$ -	\$ -	\$ -
	Other, Community:	\$ -	\$ -	\$ -	\$ -	\$ -	\$ -	\$ -	\$ -	\$ -
	Other, Federal:	\$ -	\$ -	\$ -	\$ -	\$ -	\$ -	\$ -	\$ -	\$ -
2090	Other, State:	\$ 561,417	\$ 1,324,875	\$ 1,688,208	\$ 1,331,250	\$ 1,331,250	\$ 942,375	\$ -	\$ -	\$ 7,179,375
	State Active Transportation Program	\$ -	\$ -	\$ -	\$ -	\$ -	\$ -	\$ -	\$ -	\$ -
	State Water Board Financial Assistance	\$ -	\$ -	\$ -	\$ -	\$ -	\$ -	\$ -	\$ -	\$ -
2301	CDBG-DR	\$ 187,139	\$ 441,625	\$ 562,736	\$ 443,750	\$ 443,750	\$ 314,125	\$ 4,915,510	\$ -	\$ 7,308,635
	Utility Reimbursements	\$ -	\$ -	\$ -	\$ -	\$ -	\$ -	\$ -	\$ -	\$ -
2090	Insurance	\$ -	\$ -	\$ -	\$ -	\$ -	\$ -	\$ -	\$ -	\$ -
	Program Participant	\$ -	\$ -	\$ -	\$ -	\$ -	\$ -	\$ -	\$ -	\$ -
	Unfunded	\$ -	\$ -	\$ -	\$ -	\$ -	\$ -	\$ -	\$ -	\$ -
<b>Annual Total</b>		<b>\$ 2,994,226</b>	<b>\$ 7,082,575</b>	<b>\$ 9,003,774</b>	<b>\$ 7,100,000</b>	<b>\$ 7,100,000</b>	<b>\$ 5,026,000</b>	<b>\$ 4,915,510</b>	<b>\$ -</b>	<b>\$ 43,222,085</b>

**Town of Paradise Fiscal Year 2024/2025  
Capital Improvement & Disaster Recovery Plan**

<b>Project Title:</b> Go Paradise - Pentz Student Pathway	<b>Est. Start Date:</b> 7/1/2019	<b>Project Description</b> Construct a grade separated, Class I, bike-ped facility along the west side of Pentz Road between Pearson Rd and Billie Rd (1.63 miles). This project will tie into funded improvements between Bille Road and Wagstaff Road. Right-of-Way and construction funding have not been secured for this project.
<b>CIP/DR:</b> CIP	<b>Est. End Date:</b> 12/31/2028	
<b>Project No.:</b> 9389	<b>Department(s):</b> Public Works	
<b>Grant No.:</b> CML 5425 (042) CDBG-DR 18DRINFRA – 18006	<b>Funding Status:</b> Secured      Reso No. 2022-12	

Project Development Costs										
Code	Project Phase / Type	Actuals Prior Years	Est. Actual 2023/2024	2024/2025	2025/2026	2026/2027	2027/2028	2028/2029	2029/Beyond	Total Costs
	Facilities Replacement / Construction	\$ -	\$ -	\$ -	\$ -	\$ -	\$ -	\$ -	\$ -	\$ -
	Equipment Replacement / Construction	\$ -	\$ -	\$ -	\$ -	\$ -	\$ -	\$ -	\$ -	\$ -
	Program Deployment	\$ -	\$ -	\$ -	\$ -	\$ -	\$ -	\$ -	\$ -	\$ -
	Alternatives Analysis / Report Preparation	\$ -	\$ -	\$ -	\$ -	\$ -	\$ -	\$ -	\$ -	\$ -
	Project Approval & Environmental Document Plans, Specifications & Estimates	\$ 50,000	\$ 50,000	\$ -	\$ -	\$ -	\$ -	\$ -	\$ -	\$ 100,000
	Preliminary Engineering/ Planning	\$ 729,379	\$ 60,000	\$ 110,621	\$ -	\$ -	\$ -	\$ -	\$ -	\$ 900,000
	Right of Way & Utility Relocation	\$ -	\$ 100,000	\$ 900,000	\$ 1,000,000	\$ -	\$ -	\$ -	\$ -	\$ 2,000,000
	Construction Engineering	\$ -	\$ -	\$ -	\$ -	\$ 1,250,000	\$ 1,150,000	\$ 100,000	\$ -	\$ 2,500,000
	Construction/ Implementation	\$ -	\$ -	\$ -	\$ -	\$ 8,971,500	\$ 8,971,500	\$ 366,000	\$ -	\$ 18,309,000
	Non-Infrastructure (Education Component)	\$ -	\$ -	\$ -	\$ -	\$ -	\$ -	\$ -	\$ -	\$ -
<b>Annual Total</b>		<b>\$ 779,379</b>	<b>\$ 210,000</b>	<b>\$ 1,010,621</b>	<b>\$ 1,000,000</b>	<b>\$ 10,221,500</b>	<b>\$ 10,121,500</b>	<b>\$ 466,000</b>	<b>\$ -</b>	<b>\$ 23,809,000</b>

Project Development Funding										
Code	Project Funding Source	Actuals Prior Years	Est. Actual 2023/2024	2024/2025	2025/2026	2026/2027	2027/2028	2028/2029	2029/Beyond	Total Funding
	General Fund	\$ -	\$ -	\$ -	\$ -	\$ -	\$ -	\$ -	\$ -	\$ -
2112	Federal Congestion Mitigation Air Quality	\$ 700,000	\$ -	\$ -	\$ -	\$ -	\$ -	\$ -	\$ -	\$ 700,000
	Federal Emergency Relief Program	\$ -	\$ -	\$ -	\$ -	\$ -	\$ -	\$ -	\$ -	\$ -
	Federal Hazard Mitigation Grant Program	\$ -	\$ -	\$ -	\$ -	\$ -	\$ -	\$ -	\$ -	\$ -
	Federal Highway Safety Improvement Program	\$ -	\$ -	\$ -	\$ -	\$ -	\$ -	\$ -	\$ -	\$ -
	Federal, FEMA Public Assistance	\$ -	\$ -	\$ -	\$ -	\$ -	\$ -	\$ -	\$ -	\$ -
	Federal, Economic Development Administration	\$ -	\$ -	\$ -	\$ -	\$ -	\$ -	\$ -	\$ -	\$ -
	Federal, United States Department of Agriculture	\$ -	\$ -	\$ -	\$ -	\$ -	\$ -	\$ -	\$ -	\$ -
	Gas Tax / Streets	\$ -	\$ -	\$ -	\$ -	\$ -	\$ -	\$ -	\$ -	\$ -
	Local Transportation / Transit Measure "C"/"V"	\$ 79,379	\$ 20,621	\$ -	\$ -	\$ -	\$ -	\$ -	\$ -	\$ 100,000
	Other, Community:	\$ -	\$ -	\$ -	\$ -	\$ -	\$ -	\$ -	\$ -	\$ -
	Other, Federal:	\$ -	\$ -	\$ -	\$ -	\$ -	\$ -	\$ -	\$ -	\$ -
	Other, State:	\$ -	\$ -	\$ -	\$ -	\$ -	\$ -	\$ -	\$ -	\$ -
	State Active Transportation Program	\$ -	\$ 136,779	\$ 987,221	\$ 974,000	\$ 9,955,500	\$ 9,955,500	\$ -	\$ -	\$ 22,009,000
	State Water Board Financial Assistance	\$ -	\$ -	\$ -	\$ -	\$ -	\$ -	\$ -	\$ -	\$ -
	CDBG-DR	\$ -	\$ 52,600	\$ 23,400	\$ 26,000	\$ 266,000	\$ 166,000	\$ 466,000	\$ -	\$ 1,000,000
	Utility Reimbursements	\$ -	\$ -	\$ -	\$ -	\$ -	\$ -	\$ -	\$ -	\$ -
	Insurance	\$ -	\$ -	\$ -	\$ -	\$ -	\$ -	\$ -	\$ -	\$ -
	Program Participant	\$ -	\$ -	\$ -	\$ -	\$ -	\$ -	\$ -	\$ -	\$ -
	Unfunded	\$ -	\$ -	\$ -	\$ -	\$ -	\$ -	\$ -	\$ -	\$ -
<b>Annual Total</b>		<b>\$ 779,379</b>	<b>\$ 210,000</b>	<b>\$ 1,010,621</b>	<b>\$ 1,000,000</b>	<b>\$ 10,221,500</b>	<b>\$ 10,121,500</b>	<b>\$ 466,000</b>	<b>\$ -</b>	<b>\$ 23,809,000</b>

**Town of Paradise Fiscal Year 2024/2025  
Capital Improvement & Disaster Recovery Plan**

<b>Project Title:</b> Go Paradise - Neal Gateway Project	<b>Est. Start Date:</b> 7/1/2019	<b>Project Description</b> Along Neal Road, construct a grade separated, Class I, bike-ped facility along the west side of Neal Road within the project limits. This component will tie into project will tie into Butte County Class II Bike Lanes which terminate at Town Limits, bringing both novice and experienced bicyclists and pedestrians to existing the 5-mile Class I facility at the Neal/Skyway intersection. Along Skyway, infill all missing sidewalks to connect to area resources and government facilities. Right-of-Way and construction funding have not been secured for this project.
<b>CIP/DR:</b> CIP	<b>Est. End Date:</b> 6/30/2028	
<b>Project No.:</b> 9390	<b>Department(s):</b> Public Works	
<b>Grant No.:</b> CML 5425 (043) CDBG-DR 18DRINFRA – 18006	<b>Funding Status:</b> Secured	
	Reso No. 2022-12	

Project Development Costs										
Code	Project Phase / Type	Actuals Prior Years	Est. Actual 2023/2024	2024/2025	2025/2026	2026/2027	2027/2028	2028/2029	2026/Beyond	Total Costs
	Facilities Replacement / Construction	\$ -	\$ -	\$ -	\$ -	\$ -	\$ -	\$ -	\$ -	\$ -
	Equipment Replacement / Construction	\$ -	\$ -	\$ -	\$ -	\$ -	\$ -	\$ -	\$ -	\$ -
	Program Deployment	\$ -	\$ -	\$ -	\$ -	\$ -	\$ -	\$ -	\$ -	\$ -
	Alternatives Analysis / Report Preparation	\$ -	\$ -	\$ -	\$ -	\$ -	\$ -	\$ -	\$ -	\$ -
	Project Approval & Environmental Document	\$ -	\$ -	\$ 48,000	\$ -	\$ -	\$ -	\$ -	\$ -	\$ 48,000
	Plans, Specifications & Estimates	\$ -	\$ -	\$ 352,000	\$ 50,000	\$ -	\$ -	\$ -	\$ -	\$ 402,000
	Preliminary Engineering/ Planning	\$ 317,394	\$ 232,606	\$ -	\$ -	\$ -	\$ -	\$ -	\$ -	\$ 550,000
	Right of Way & Utility Relocation	\$ -	\$ -	\$ 300,000	\$ 1,207,000	\$ -	\$ -	\$ -	\$ -	\$ 1,507,000
	Construction Engineering	\$ -	\$ -	\$ -	\$ 700,000	\$ 700,000	\$ -	\$ -	\$ -	\$ 1,400,000
	Construction/ Implementation	\$ -	\$ -	\$ -	\$ 4,704,000	\$ 5,087,000	\$ -	\$ -	\$ -	\$ 9,791,000
	Non-Infrastructure (Education Component)	\$ -	\$ -	\$ -	\$ -	\$ -	\$ -	\$ -	\$ -	\$ -
<b>Annual Total</b>		<b>\$ 317,394</b>	<b>\$ 232,606</b>	<b>\$ 700,000</b>	<b>\$ 6,661,000</b>	<b>\$ 5,787,000</b>	<b>\$ -</b>	<b>\$ -</b>	<b>\$ -</b>	<b>\$ 13,698,000</b>

Project Development Funding										
Code	Project Funding Source	Actuals Prior Years	Est. Actual 2023/2024	2024/2025	2025/2026	2026/2027	2027/2028	2028/2029	2026/Beyond	Total Funding
	General Fund	\$ -	\$ -	\$ -	\$ -	\$ -	\$ -	\$ -	\$ -	\$ -
2112	Federal Congestion Mitigation Air Quality	\$ 317,394	\$ 232,606	\$ -	\$ -	\$ -	\$ -	\$ -	\$ -	\$ 550,000
	Federal Emergency Relief Program	\$ -	\$ -	\$ -	\$ -	\$ -	\$ -	\$ -	\$ -	\$ -
	Federal Hazard Mitigation Grant Program	\$ -	\$ -	\$ -	\$ -	\$ -	\$ -	\$ -	\$ -	\$ -
	Federal Highway Safety Improvement Program	\$ -	\$ -	\$ -	\$ -	\$ -	\$ -	\$ -	\$ -	\$ -
	Federal, FEMA Public Assistance	\$ -	\$ -	\$ -	\$ -	\$ -	\$ -	\$ -	\$ -	\$ -
	Federal, Economic Development Administration	\$ -	\$ -	\$ -	\$ -	\$ -	\$ -	\$ -	\$ -	\$ -
	Federal, United States Department of Agriculture	\$ -	\$ -	\$ -	\$ -	\$ -	\$ -	\$ -	\$ -	\$ -
	Gas Tax / Streets	\$ -	\$ -	\$ -	\$ -	\$ -	\$ -	\$ -	\$ -	\$ -
	Local Transportation / Transit	\$ -	\$ -	\$ -	\$ -	\$ -	\$ -	\$ -	\$ -	\$ -
	Measure "C"/"V"	\$ -	\$ -	\$ -	\$ -	\$ -	\$ -	\$ -	\$ -	\$ -
	Other, Community:	\$ -	\$ -	\$ -	\$ -	\$ -	\$ -	\$ -	\$ -	\$ -
	Other, Federal:	\$ -	\$ -	\$ -	\$ -	\$ -	\$ -	\$ -	\$ -	\$ -
	Other, State:	\$ -	\$ -	\$ -	\$ -	\$ -	\$ -	\$ -	\$ -	\$ -
	State Active Transportation Program	\$ -	\$ -	\$ 647,820	\$ 6,522,595	\$ 5,177,586	\$ -	\$ -	\$ -	\$ 12,348,000
	State Water Board Financial Assistance	\$ -	\$ -	\$ -	\$ -	\$ -	\$ -	\$ -	\$ -	\$ -
	CDBG-DR	\$ -	\$ -	\$ 52,180	\$ 138,405	\$ 609,414	\$ -	\$ -	\$ -	\$ 800,000
	Utility Reimbursements	\$ -	\$ -	\$ -	\$ -	\$ -	\$ -	\$ -	\$ -	\$ -
	Insurance	\$ -	\$ -	\$ -	\$ -	\$ -	\$ -	\$ -	\$ -	\$ -
	Program Participant	\$ -	\$ -	\$ -	\$ -	\$ -	\$ -	\$ -	\$ -	\$ -
	Unfunded	\$ -	\$ -	\$ -	\$ -	\$ -	\$ -	\$ -	\$ -	\$ -
<b>Annual Total</b>		<b>\$ 317,394</b>	<b>\$ 232,606</b>	<b>\$ 700,000</b>	<b>\$ 6,661,000</b>	<b>\$ 5,787,000</b>	<b>\$ -</b>	<b>\$ -</b>	<b>\$ -</b>	<b>\$ 13,698,000</b>

**Town of Paradise Fiscal Year 2024/2025  
Capital Improvement & Disaster Recovery Plan**

<b>Project Title:</b> Oliver Curve Pathway Project	<b>Est. Start Date:</b> 7/1/2019	<b>Project Description</b> Along Oliver Road, construct a grade separated, Class I, bike-ped facility along the west side of Oliver Road within the project limits. This project is a proactive safety effort to protect bicyclists and pedestrians along a heavily traveled corridor around a horizontal curve. In this location, the many daily bicyclists and pedestrians are forced to walk the edge line, causing vehicles to swerve into oncoming traffic. Construction and partial construction engineering funding has not been secured for this project.
<b>CIP/DR:</b> CIP	<b>Est. End Date:</b> 12/31/2028	
<b>Project No.:</b> 9391	<b>Department(s):</b> Public Works	
<b>Grant No.:</b> CML 5425 (044) CDBG-DR 18DRINFRA – 18006 - 28	<b>Funding Status:</b> Partially Secured    Reso No. 2022-12	

Project Development Costs										
Code	Project Phase / Type	Actuals Prior Years	Est. Actual 2023/2024	2024/2025	2025/2026	2026/2027	2027/2028	2028/2029	2026/Beyond	Total Costs
	Facilities Replacement / Construction	\$ -	\$ -	\$ -	\$ -	\$ -	\$ -	\$ -	\$ -	\$ -
	Equipment Replacement / Construction	\$ -	\$ -	\$ -	\$ -	\$ -	\$ -	\$ -	\$ -	\$ -
	Program Deployment	\$ -	\$ -	\$ -	\$ -	\$ -	\$ -	\$ -	\$ -	\$ -
	Alternatives Analysis / Report Preparation	\$ -	\$ -	\$ -	\$ -	\$ -	\$ -	\$ -	\$ -	\$ -
	Project Approval & Environmental Document	\$ -	\$ -	50,000	\$ -	\$ -	\$ -	\$ -	\$ -	\$ 50,000
	Plans, Specifications & Estimates	\$ -	\$ -	\$ -	\$ -	\$ -	\$ -	\$ -	\$ -	\$ -
	Preliminary Engineering/ Planning	\$ 316,623	\$ 10,000	\$ 423,377	\$ 400,000	\$ -	\$ -	\$ -	\$ -	\$ 1,150,000
	Right of Way & Utility Relocation	\$ -	\$ -	\$ 300,000	\$ 700,000	\$ -	\$ -	\$ -	\$ -	\$ 1,000,000
	Construction Engineering	\$ -	\$ -	\$ -	\$ -	\$ 850,000	\$ 850,000	\$ -	\$ -	\$ 1,700,000
	Construction/ Implementation	\$ -	\$ -	\$ -	\$ -	\$ 4,825,035	\$ 4,825,035	\$ -	\$ -	\$ 9,650,070
	Non-Infrastructure (Education Component)	\$ -	\$ -	\$ -	\$ -	\$ -	\$ -	\$ -	\$ -	\$ -
<b>Annual Total</b>		<b>\$ 316,623</b>	<b>\$ 10,000</b>	<b>\$ 773,377</b>	<b>\$ 1,100,000</b>	<b>\$ 5,675,035</b>	<b>\$ 5,675,035</b>	<b>\$ -</b>	<b>\$ -</b>	<b>\$ 13,550,070</b>

Project Development Funding										
Code	Project Funding Source	Actuals Prior Years	Est. Actual 2023/2024	2024/2025	2025/2026	2026/2027	2027/2028	2028/2029	2026/Beyond	Total Funding
	General Fund	\$ -	\$ -	\$ -	\$ -	\$ -	\$ -	\$ -	\$ -	\$ -
2112	Federal Congestion Mitigation Air Quality	\$ 316,623	\$ 10,000	\$ 123,377	\$ -	\$ -	\$ -	\$ -	\$ -	\$ 450,000
	Federal Emergency Relief Program	\$ -	\$ -	\$ -	\$ -	\$ -	\$ -	\$ -	\$ -	\$ -
	Federal Hazard Mitigation Grant Program	\$ -	\$ -	\$ -	\$ -	\$ -	\$ -	\$ -	\$ -	\$ -
	Federal Highway Safety Improvement Program	\$ -	\$ -	\$ -	\$ -	\$ -	\$ -	\$ -	\$ -	\$ -
	Federal, FEMA Public Assistance	\$ -	\$ -	\$ -	\$ -	\$ -	\$ -	\$ -	\$ -	\$ -
	Federal, Economic Development Administration	\$ -	\$ -	\$ -	\$ -	\$ -	\$ -	\$ -	\$ -	\$ -
	Federal, United States Department of Agriculture	\$ -	\$ -	\$ -	\$ -	\$ -	\$ -	\$ -	\$ -	\$ -
	Gas Tax / Streets	\$ -	\$ -	\$ -	\$ -	\$ -	\$ -	\$ -	\$ -	\$ -
2110	Local Transportation / Transit	\$ -	\$ -	\$ -	\$ -	\$ -	\$ -	\$ -	\$ -	\$ -
	Measure "C"/"V"	\$ -	\$ -	\$ -	\$ -	\$ -	\$ -	\$ -	\$ -	\$ -
	Other, Community:	\$ -	\$ -	\$ -	\$ -	\$ -	\$ -	\$ -	\$ -	\$ -
	Other, Federal:	\$ -	\$ -	\$ -	\$ -	\$ -	\$ -	\$ -	\$ -	\$ -
	Other, State:	\$ -	\$ -	\$ -	\$ -	\$ -	\$ -	\$ -	\$ -	\$ -
	State Active Transportation Program	\$ -	\$ -	\$ -	\$ -	\$ -	\$ -	\$ -	\$ -	\$ -
	State Water Board Financial Assistance	\$ -	\$ -	\$ -	\$ -	\$ -	\$ -	\$ -	\$ -	\$ -
	CDBG-DR	\$ -	\$ -	\$ 650,000	\$ 1,100,000	\$ 650,000	\$ 700,000	\$ -	\$ -	\$ 3,100,000
	Utility Reimbursements	\$ -	\$ -	\$ -	\$ -	\$ -	\$ -	\$ -	\$ -	\$ -
	Insurance	\$ -	\$ -	\$ -	\$ -	\$ -	\$ -	\$ -	\$ -	\$ -
	Program Participant	\$ -	\$ -	\$ -	\$ -	\$ -	\$ -	\$ -	\$ -	\$ -
	Unfunded	\$ -	\$ -	\$ -	\$ -	\$ 5,025,035	\$ 4,975,035	\$ -	\$ -	\$ 10,000,070
<b>Annual Total</b>		<b>\$ 316,623</b>	<b>\$ 10,000</b>	<b>\$ 773,377</b>	<b>\$ 1,100,000</b>	<b>\$ 5,675,035</b>	<b>\$ 5,675,035</b>	<b>\$ -</b>	<b>\$ -</b>	<b>\$ 13,550,070</b>

**Town of Paradise Fiscal Year 2024/2025  
Capital Improvement & Disaster Recovery Plan**

<b>Project Title:</b> Paradise Sewer Project	<b>Est. Start Date:</b> 1/1/2020	<b>Project Description</b> Paradise Sewer Project that proposes to connect 1,483 parcels in the Sewer Service Area. 18 mile export pipeline to the City of Chico WPCP. Progressive Design Build Contract and Owner's Agent Services.
<b>CIP/DR:</b> CIP	<b>Est. End Date:</b> 6/30/2028	
<b>Project No.:</b> 9394	<b>Department(s):</b> Public Works	
<b>Grant No.:</b> CDBG-DR 18DRINFRA – 18006	<b>Funding Status:</b> Partially Secured    Reso No. 2022-12	

Project Development Costs										
Code	Project Phase / Type	Actuals Prior Years	Est. Actual 2023/2024	2024/2025	2025/2026	2026/2027	2027/2028	2028/2029	2029/Beyond	Total Costs
	Facilities Replacement / Construction	\$ -	\$ -	\$ -	\$ -	\$ -	\$ -	\$ -	\$ 600,000	\$ 600,000
	Equipment Replacement / Construction	\$ -	\$ -	\$ -	\$ -	\$ -	\$ -	\$ -	\$ -	\$ -
	Program Deployment	\$ -	\$ -	\$ -	\$ -	\$ -	\$ -	\$ 2,000,000	\$ 3,400,000	\$ 5,400,000
	Alternatives Analysis / Report Preparation	\$ -	\$ -	\$ -	\$ -	\$ -	\$ -	\$ -	\$ -	\$ -
	Project Approval & Environmental Document	\$ 3,219,594	\$ 3,000,000	\$ 1,663,346	\$ -	\$ -	\$ -	\$ -	\$ -	\$ 7,882,940
	Plans, Specifications & Estimates	\$ -	\$ -	\$ -	\$ -	\$ -	\$ -	\$ -	\$ -	\$ -
	Preliminary Engineering/ Planning	\$ -	\$ -	\$ 15,000,000	\$ 11,000,000	\$ -	\$ -	\$ -	\$ -	\$ 26,000,000
	Right of Way & Utility Relocation	\$ -	\$ -	\$ 4,300,000	\$ 700,000	\$ -	\$ -	\$ -	\$ -	\$ 5,000,000
	Construction Engineering	\$ -	\$ -	\$ -	\$ -	\$ 2,000,000	\$ 2,000,000	\$ 2,000,000	\$ -	\$ 6,000,000
	Construction/ Implementation	\$ -	\$ -	\$ -	\$ 39,900,000	\$ 91,200,000	\$ 78,600,000	\$ 46,100,000	\$ -	\$ 255,800,000
	Non-Infrastructure (Education Component)	\$ -	\$ -	\$ -	\$ -	\$ -	\$ -	\$ -	\$ -	\$ -
<b>Annual Total</b>		<b>\$ 3,219,594</b>	<b>\$ 3,000,000</b>	<b>\$ 20,963,346</b>	<b>\$ 51,600,000</b>	<b>\$ 93,200,000</b>	<b>\$ 80,600,000</b>	<b>\$ 50,100,000</b>	<b>\$ 4,000,000</b>	<b>\$ 306,682,940</b>

Project Development Funding										
Code	Project Funding Source	Actuals Prior Years	Est. Actual 2023/2024	2024/2025	2025/2026	2026/2027	2027/2028	2028/2029	2029/Beyond	Total Funding
	General Fund	\$ 9,507	\$ -	\$ -	\$ -	\$ -	\$ -	\$ 2,000,000	\$ 4,000,000	\$ 6,009,507
	Federal Congestion Mitigation Air Quality	\$ -	\$ -	\$ -	\$ -	\$ -	\$ -	\$ -	\$ -	\$ -
	Federal Emergency Relief Program	\$ -	\$ -	\$ -	\$ -	\$ -	\$ -	\$ -	\$ -	\$ -
	Federal Hazard Mitigation Grant Program	\$ -	\$ -	\$ -	\$ -	\$ -	\$ -	\$ -	\$ -	\$ -
	Federal Highway Safety Improvement Program	\$ -	\$ -	\$ -	\$ -	\$ -	\$ -	\$ -	\$ -	\$ -
	Federal, FEMA Public Assistance	\$ -	\$ -	\$ -	\$ -	\$ -	\$ -	\$ -	\$ -	\$ -
	Federal, Economic Development Administration	\$ -	\$ -	\$ -	\$ -	\$ -	\$ -	\$ -	\$ -	\$ -
2138	Federal, United States Department of Agriculture	\$ -	\$ -	\$ -	\$ -	\$ -	\$ -	\$ -	\$ -	\$ -
	Gas Tax / Streets	\$ -	\$ -	\$ -	\$ -	\$ -	\$ -	\$ -	\$ -	\$ -
	Local Transportation / Transit	\$ -	\$ -	\$ -	\$ -	\$ -	\$ -	\$ -	\$ -	\$ -
	Measure "C"/"V"	\$ -	\$ -	\$ -	\$ -	\$ -	\$ -	\$ -	\$ -	\$ -
	Other, Community:	\$ -	\$ -	\$ -	\$ -	\$ -	\$ -	\$ -	\$ -	\$ -
	Other, Federal:	\$ 172,320	\$ -	\$ -	\$ -	\$ -	\$ -	\$ -	\$ -	\$ 172,320
2090	Other, State:	\$ 800,000	\$ -	\$ -	\$ -	\$ -	\$ -	\$ -	\$ -	\$ 800,000
	State Active Transportation Program	\$ -	\$ -	\$ -	\$ -	\$ -	\$ -	\$ -	\$ -	\$ -
2130	State Water Board Financial Assistance	\$ 1,887,885	\$ 9,600	\$ -	\$ -	\$ -	\$ -	\$ -	\$ -	\$ 1,897,485
2301	CDBG-DR	\$ 349,882	\$ 2,990,400	\$ 20,963,346	\$ 5,696,372	\$ 15,145,299	\$ -	\$ -	\$ -	\$ 45,145,299
	Utility Reimbursements	\$ -	\$ -	\$ -	\$ -	\$ -	\$ -	\$ -	\$ -	\$ -
	Insurance	\$ -	\$ -	\$ -	\$ -	\$ -	\$ -	\$ -	\$ -	\$ -
	Program Participant	\$ -	\$ -	\$ -	\$ -	\$ -	\$ -	\$ -	\$ -	\$ -
	Unfunded	\$ -	\$ -	\$ -	\$ 45,903,628	\$ 78,054,701	\$ 80,600,000	\$ 48,100,000	\$ -	\$ 252,658,329
<b>Annual Total</b>		<b>\$ 3,219,594</b>	<b>\$ 3,000,000</b>	<b>\$ 20,963,346</b>	<b>\$ 51,600,000</b>	<b>\$ 93,200,000</b>	<b>\$ 80,600,000</b>	<b>\$ 50,100,000</b>	<b>\$ 4,000,000</b>	<b>\$ 306,682,940</b>

**Town of Paradise Fiscal Year 2024/2025  
Capital Improvement & Disaster Recovery Plan**

<b>Project Title:</b> Systemic Intersection Safety Improvements	<b>Est. Start Date:</b> 8/15/2019	<b>Project Description</b> Systemically improve (16) stop-controlled intersections at various locations town wide.
<b>CIP/DR:</b> CIP	<b>Est. End Date:</b> 6/30/2027	
<b>Project No.:</b> 9408	<b>Department(s):</b> Public Works	
<b>Grant No.:</b> HSIPL 5425 (041)	<b>Funding Status:</b> Secured	

Project Development Costs										
Code	Project Phase / Type	Actuals Prior Years	Est. Actual 2023/2024	2024/2025	2025/2026	2026/2027	2027/2028	2028/2029	2026/Beyond	Total Costs
	Facilities Replacement / Construction	\$ -	\$ -	\$ -	\$ -	\$ -	\$ -	\$ -	\$ -	\$ -
	Equipment Replacement / Construction	\$ -	\$ -	\$ -	\$ -	\$ -	\$ -	\$ -	\$ -	\$ -
	Program Deployment	\$ -	\$ -	\$ -	\$ -	\$ -	\$ -	\$ -	\$ -	\$ -
	Alternatives Analysis / Report Preparation	\$ -	\$ -	\$ -	\$ -	\$ -	\$ -	\$ -	\$ -	\$ -
	Project Approval & Environmental Document Plans, Specifications & Estimates	\$ -	\$ -	\$ -	\$ -	\$ -	\$ -	\$ -	\$ -	\$ -
	Preliminary Engineering/ Planning	\$ 186,286	\$ -	\$ -	\$ -	\$ -	\$ -	\$ -	\$ -	\$ 186,286
	Right of Way & Utility Relocation	\$ -	\$ -	\$ -	\$ -	\$ -	\$ -	\$ -	\$ -	\$ -
	Construction Engineering	\$ 5,254	\$ 5,000	\$ 15,000	\$ 15,000	\$ 14,732	\$ -	\$ -	\$ -	\$ 54,986
	Construction/ Implementation	\$ 11,604	\$ 15,000	\$ 115,000	\$ 115,000	\$ 109,954	\$ -	\$ -	\$ -	\$ 366,558
	Non-Infrastructure (Education Component)	\$ -	\$ -	\$ -	\$ -	\$ -	\$ -	\$ -	\$ -	\$ -
<b>Annual Total</b>		<b>\$ 203,144</b>	<b>\$ 20,000</b>	<b>\$ 130,000</b>	<b>\$ 130,000</b>	<b>\$ 124,686</b>	<b>\$ -</b>	<b>\$ -</b>	<b>\$ -</b>	<b>\$ 607,830</b>

Project Development Funding										
Code	Project Funding Source	Actuals Prior Years	Est. Actual 2023/2024	2024/2025	2025/2026	2026/2027	2027/2028	2028/2029	2026/Beyond	Total Funding
	General Fund	\$ -	\$ -	\$ -	\$ -	\$ -	\$ -	\$ -	\$ -	\$ -
	Federal Congestion Mitigation Air Quality	\$ -	\$ -	\$ -	\$ -	\$ -	\$ -	\$ -	\$ -	\$ -
	Federal Emergency Relief Program	\$ -	\$ -	\$ -	\$ -	\$ -	\$ -	\$ -	\$ -	\$ -
	Federal Hazard Mitigation Grant Program	\$ -	\$ -	\$ -	\$ -	\$ -	\$ -	\$ -	\$ -	\$ -
2132	Federal Highway Safety Improvement Program	\$ 182,829	\$ 18,000	\$ 117,000	\$ 117,000	\$ 112,217	\$ -	\$ -	\$ -	\$ 547,047
	Federal, FEMA Public Assistance	\$ -	\$ -	\$ -	\$ -	\$ -	\$ -	\$ -	\$ -	\$ -
	Federal, Economic Development Administration	\$ -	\$ -	\$ -	\$ -	\$ -	\$ -	\$ -	\$ -	\$ -
	Federal, United States Department of Agriculture	\$ -	\$ -	\$ -	\$ -	\$ -	\$ -	\$ -	\$ -	\$ -
	Gas Tax / Streets	\$ -	\$ -	\$ -	\$ -	\$ -	\$ -	\$ -	\$ -	\$ -
2110	Local Transportation / Transit	\$ 20,314	\$ 2,000	\$ 13,000	\$ 13,000	\$ 12,469	\$ -	\$ -	\$ -	\$ 60,783
	Measure "C"/"V"	\$ -	\$ -	\$ -	\$ -	\$ -	\$ -	\$ -	\$ -	\$ -
	Other, Community:	\$ -	\$ -	\$ -	\$ -	\$ -	\$ -	\$ -	\$ -	\$ -
	Other, Federal:	\$ -	\$ -	\$ -	\$ -	\$ -	\$ -	\$ -	\$ -	\$ -
	Other, State:	\$ -	\$ -	\$ -	\$ -	\$ -	\$ -	\$ -	\$ -	\$ -
	State Active Transportation Program	\$ -	\$ -	\$ -	\$ -	\$ -	\$ -	\$ -	\$ -	\$ -
	State Water Board Financial Assistance	\$ -	\$ -	\$ -	\$ -	\$ -	\$ -	\$ -	\$ -	\$ -
	CDBG-DR	\$ -	\$ -	\$ -	\$ -	\$ -	\$ -	\$ -	\$ -	\$ -
	Utility Reimbursements	\$ -	\$ -	\$ -	\$ -	\$ -	\$ -	\$ -	\$ -	\$ -
	Insurance	\$ -	\$ -	\$ -	\$ -	\$ -	\$ -	\$ -	\$ -	\$ -
	Program Participant	\$ -	\$ -	\$ -	\$ -	\$ -	\$ -	\$ -	\$ -	\$ -
	Unfunded	\$ -	\$ -	\$ -	\$ -	\$ -	\$ -	\$ -	\$ -	\$ -
<b>Annual Total</b>		<b>\$ 203,144</b>	<b>\$ 20,000</b>	<b>\$ 130,000</b>	<b>\$ 130,000</b>	<b>\$ 124,686</b>	<b>\$ -</b>	<b>\$ -</b>	<b>\$ -</b>	<b>\$ 607,830</b>

**Town of Paradise Fiscal Year 2024/2025  
Capital Improvement & Disaster Recovery Plan**

<b>Project Title:</b> Forest Service Road Improvements	<b>Est. Start Date:</b> 7/1/2023	<b>Project Description</b> The project acquires the right of way and improves approximately 1,940 feet of Forest Service Road by removing a layer of existing pavement via Cold Plane (CP) and resurfacing with hot mix asphalt overlay (HMA). In addition, the project extends the road from its current east-west alignment 900 feet west to connect to Skyway. Improvements include paving, striping, new shoulders, bike lane, and drainage facilities.
<b>CIP/DR:</b> CIP	<b>Est. End Date:</b> 12/31/2027	
<b>Project No.:</b> 9421	<b>Department(s):</b> Public Works	
<b>Grant No.:</b> CDBG-DR 18DRINFRA – 18006	<b>Funding Status:</b> Secured	
	Reso No. 2022-12	

Project Development Costs											
Code	Project Phase / Type	Actuals Prior Years	Est. Actual 2023/2024	2024/2025	2025/2026	2026/2027	2027/2028	2028/2029	2029/Beyond		Total Costs
	Facilities Replacement / Construction	\$ -	\$ -	\$ -	\$ -	\$ -	\$ -	\$ -	\$ -	\$ -	\$ -
	Equipment Replacement / Construction	\$ -	\$ -	\$ -	\$ -	\$ -	\$ -	\$ -	\$ -	\$ -	\$ -
	Program Deployment	\$ -	\$ -	\$ -	\$ -	\$ -	\$ -	\$ -	\$ -	\$ -	\$ -
	Alternatives Analysis / Report Preparation	\$ -	\$ -	\$ -	\$ -	\$ -	\$ -	\$ -	\$ -	\$ -	\$ -
	Project Approval & Environmental Document	\$ -	\$ 5,000	\$ 95,000	\$ -	\$ -	\$ -	\$ -	\$ -	\$ -	\$ 100,000
	Plans, Specifications & Estimates	\$ -	\$ -	\$ 100,000	\$ 100,000	\$ -	\$ -	\$ -	\$ -	\$ -	\$ 200,000
	Preliminary Engineering/ Planning	\$ -	\$ -	\$ -	\$ -	\$ -	\$ -	\$ -	\$ -	\$ -	\$ -
	Right of Way & Utility Relocation	\$ -	\$ -	\$ 100,000	\$ 400,000	\$ -	\$ -	\$ -	\$ -	\$ -	\$ 500,000
	Construction Engineering	\$ -	\$ -	\$ -	\$ -	\$ 200,000	\$ -	\$ -	\$ -	\$ -	\$ 200,000
	Construction/ Implementation	\$ -	\$ -	\$ -	\$ -	\$ 2,000,000	\$ -	\$ -	\$ -	\$ -	\$ 2,000,000
	Non-Infrastructure (Education Component)	\$ -	\$ -	\$ -	\$ -	\$ -	\$ -	\$ -	\$ -	\$ -	\$ -
<b>Annual Total</b>		<b>\$ -</b>	<b>\$ 5,000</b>	<b>\$ 295,000</b>	<b>\$ 500,000</b>	<b>\$ 2,200,000</b>	<b>\$ -</b>	<b>\$ -</b>	<b>\$ -</b>	<b>\$ -</b>	<b>\$ 3,000,000</b>

Project Development Funding											
Code	Project Funding Source	Actuals Prior Years	Est. Actual 2023/2024	2024/2025	2025/2026	2026/2027	2027/2028	2028/2029	2029/Beyond		Total Funding
	General Fund	\$ -	\$ -	\$ -	\$ -	\$ -	\$ -	\$ -	\$ -	\$ -	\$ -
	Federal Congestion Mitigation Air Quality	\$ -	\$ -	\$ -	\$ -	\$ -	\$ -	\$ -	\$ -	\$ -	\$ -
	Federal Emergency Relief Program	\$ -	\$ -	\$ -	\$ -	\$ -	\$ -	\$ -	\$ -	\$ -	\$ -
	Federal Hazard Mitigation Grant Program	\$ -	\$ -	\$ -	\$ -	\$ -	\$ -	\$ -	\$ -	\$ -	\$ -
	Federal Highway Safety Improvement Program	\$ -	\$ -	\$ -	\$ -	\$ -	\$ -	\$ -	\$ -	\$ -	\$ -
	Federal, FEMA Public Assistance	\$ -	\$ -	\$ -	\$ -	\$ -	\$ -	\$ -	\$ -	\$ -	\$ -
	Federal, Economic Development Administration	\$ -	\$ -	\$ -	\$ -	\$ -	\$ -	\$ -	\$ -	\$ -	\$ -
	Federal, United States Department of Agriculture	\$ -	\$ -	\$ -	\$ -	\$ -	\$ -	\$ -	\$ -	\$ -	\$ -
	Gas Tax / Streets	\$ -	\$ -	\$ -	\$ -	\$ -	\$ -	\$ -	\$ -	\$ -	\$ -
2110	Local Transportation / Transit	\$ -	\$ -	\$ -	\$ -	\$ -	\$ -	\$ -	\$ -	\$ -	\$ -
	Measure "C"/"V"	\$ -	\$ -	\$ -	\$ -	\$ -	\$ -	\$ -	\$ -	\$ -	\$ -
	Other, Community:	\$ -	\$ -	\$ -	\$ -	\$ -	\$ -	\$ -	\$ -	\$ -	\$ -
2320	Other, Federal:	\$ -	\$ -	\$ -	\$ -	\$ -	\$ -	\$ -	\$ -	\$ -	\$ -
	Other, State:	\$ -	\$ -	\$ -	\$ -	\$ -	\$ -	\$ -	\$ -	\$ -	\$ -
	State Active Transportation Program	\$ -	\$ -	\$ -	\$ -	\$ -	\$ -	\$ -	\$ -	\$ -	\$ -
	State Water Board Financial Assistance	\$ -	\$ -	\$ -	\$ -	\$ -	\$ -	\$ -	\$ -	\$ -	\$ -
	CDBG-DR	\$ -	\$ 5,000	\$ 295,000	\$ 500,000	\$ 2,200,000	\$ -	\$ -	\$ -	\$ -	\$ 3,000,000
	Utility Reimbursements	\$ -	\$ -	\$ -	\$ -	\$ -	\$ -	\$ -	\$ -	\$ -	\$ -
	Insurance	\$ -	\$ -	\$ -	\$ -	\$ -	\$ -	\$ -	\$ -	\$ -	\$ -
	Program Participant	\$ -	\$ -	\$ -	\$ -	\$ -	\$ -	\$ -	\$ -	\$ -	\$ -
	Unfunded	\$ -	\$ -	\$ -	\$ -	\$ -	\$ -	\$ -	\$ -	\$ -	\$ -
<b>Annual Total</b>		<b>\$ -</b>	<b>\$ 5,000</b>	<b>\$ 295,000</b>	<b>\$ 500,000</b>	<b>\$ 2,200,000</b>	<b>\$ -</b>	<b>\$ -</b>	<b>\$ -</b>	<b>\$ -</b>	<b>\$ 3,000,000</b>



**Town of Paradise Fiscal Year 2024/2025  
Capital Improvement & Disaster Recovery Plan**

<b>Project Title:</b> Foster/Black Olive Intersection Improvements	<b>Est. Start Date:</b> 1/1/2023	<b>Project Description</b> The Black Olive/Foster Intersection Improvements project will include roadway realignment, the construction of turn lanes, and the installation of a traffic signal or a roundabout.
<b>CIP/DR:</b> CIP	<b>Est. End Date:</b> 12/31/2027	
<b>Project No.:</b> 9422	<b>Department(s):</b> Public Works	
<b>Grant No.:</b> CDBG-DR 18DRINFRA – 18006 - 29	<b>Funding Status:</b> Secured      Reso No. 2022-12	

Project Development Costs										
Code	Project Phase / Type	Actuals Prior Years	Est. Actual 2023/2024	2024/2025	2025/2026	2026/2027	2027/2028	2028/2029	2029/Beyond	Total Costs
	Facilities Replacement / Construction	\$ -	\$ -	\$ -	\$ -	\$ -	\$ -	\$ -	\$ -	\$ -
	Equipment Replacement / Construction	\$ -	\$ -	\$ -	\$ -	\$ -	\$ -	\$ -	\$ -	\$ -
	Program Deployment	\$ -	\$ -	\$ -	\$ -	\$ -	\$ -	\$ -	\$ -	\$ -
	Alternatives Analysis / Report Preparation	\$ -	\$ -	\$ -	\$ -	\$ -	\$ -	\$ -	\$ -	\$ -
	Project Approval & Environmental Document	\$ -	\$ 5,000	\$ 145,000	\$ -	\$ -	\$ -	\$ -	\$ -	\$ 150,000
	Plans, Specifications & Estimates	\$ -	\$ -	\$ 150,000	\$ 350,000	\$ -	\$ -	\$ -	\$ -	\$ 500,000
	Preliminary Engineering/ Planning	\$ -	\$ -	\$ -	\$ -	\$ -	\$ -	\$ -	\$ -	\$ -
	Right of Way & Utility Relocation	\$ -	\$ -	\$ -	\$ 150,000	\$ -	\$ -	\$ -	\$ -	\$ 150,000
	Construction Engineering	\$ -	\$ -	\$ -	\$ -	\$ 325,000	\$ -	\$ -	\$ -	\$ 325,000
	Construction/ Implementation	\$ -	\$ -	\$ -	\$ -	\$ 2,375,000	\$ -	\$ -	\$ -	\$ 2,375,000
	Non-Infrastructure (Education Component)	\$ -	\$ -	\$ -	\$ -	\$ -	\$ -	\$ -	\$ -	\$ -
<b>Annual Total</b>		<b>\$ -</b>	<b>\$ 5,000</b>	<b>\$ 295,000</b>	<b>\$ 500,000</b>	<b>\$ 2,700,000</b>	<b>\$ -</b>	<b>\$ -</b>	<b>\$ -</b>	<b>\$ 3,500,000</b>

Project Development Funding										
Code	Project Funding Source	Actuals Prior Years	Est. Actual 2023/2024	2024/2025	2025/2026	2026/2027	2027/2028	2028/2029	2029/Beyond	Total Funding
	General Fund	\$ -	\$ -	\$ -	\$ -	\$ -	\$ -	\$ -	\$ -	\$ -
	Federal Congestion Mitigation Air Quality	\$ -	\$ -	\$ -	\$ -	\$ -	\$ -	\$ -	\$ -	\$ -
	Federal Emergency Relief Program	\$ -	\$ -	\$ -	\$ -	\$ -	\$ -	\$ -	\$ -	\$ -
	Federal Hazard Mitigation Grant Program	\$ -	\$ -	\$ -	\$ -	\$ -	\$ -	\$ -	\$ -	\$ -
	Federal Highway Safety Improvement Program	\$ -	\$ -	\$ -	\$ -	\$ -	\$ -	\$ -	\$ -	\$ -
	Federal, FEMA Public Assistance	\$ -	\$ -	\$ -	\$ -	\$ -	\$ -	\$ -	\$ -	\$ -
	Federal, Economic Development Administration	\$ -	\$ -	\$ -	\$ -	\$ -	\$ -	\$ -	\$ -	\$ -
	Federal, United States Department of Agriculture	\$ -	\$ -	\$ -	\$ -	\$ -	\$ -	\$ -	\$ -	\$ -
	Gas Tax / Streets	\$ -	\$ -	\$ -	\$ -	\$ -	\$ -	\$ -	\$ -	\$ -
2110	Local Transportation / Transit	\$ -	\$ -	\$ -	\$ -	\$ -	\$ -	\$ -	\$ -	\$ -
	Measure "C"/"V"	\$ -	\$ -	\$ -	\$ -	\$ -	\$ -	\$ -	\$ -	\$ -
	Other, Community:	\$ -	\$ -	\$ -	\$ -	\$ -	\$ -	\$ -	\$ -	\$ -
2320	Other, Federal:	\$ -	\$ -	\$ -	\$ -	\$ -	\$ -	\$ -	\$ -	\$ -
	Other, State:	\$ -	\$ -	\$ -	\$ -	\$ -	\$ -	\$ -	\$ -	\$ -
	State Active Transportation Program	\$ -	\$ -	\$ -	\$ -	\$ -	\$ -	\$ -	\$ -	\$ -
	State Water Board Financial Assistance	\$ -	\$ -	\$ -	\$ -	\$ -	\$ -	\$ -	\$ -	\$ -
	CDBG-DR	\$ -	\$ 5,000	\$ 295,000	\$ 500,000	\$ 2,700,000	\$ -	\$ -	\$ -	\$ 3,500,000
	Utility Reimbursements	\$ -	\$ -	\$ -	\$ -	\$ -	\$ -	\$ -	\$ -	\$ -
	Insurance	\$ -	\$ -	\$ -	\$ -	\$ -	\$ -	\$ -	\$ -	\$ -
	Program Participant	\$ -	\$ -	\$ -	\$ -	\$ -	\$ -	\$ -	\$ -	\$ -
	Unfunded	\$ -	\$ -	\$ -	\$ -	\$ -	\$ -	\$ -	\$ -	\$ -
<b>Annual Total</b>		<b>\$ -</b>	<b>\$ 5,000</b>	<b>\$ 295,000</b>	<b>\$ 500,000</b>	<b>\$ 2,700,000</b>	<b>\$ -</b>	<b>\$ -</b>	<b>\$ -</b>	<b>\$ 3,500,000</b>

**Town of Paradise Fiscal Year 2024/2025  
Capital Improvement & Disaster Recovery Plan**

<b>Project Title:</b> Elliott/Nunneley Road Extension	<b>Est. Start Date:</b> 7/1/2023	<b>Project Description</b> The Elliott Road Extension Project will extend the existing roadway 0.7-miles from its easterly terminus to Pentz Road. The extension will include a two-lane roadway with sidewalks, bike lanes, and lighting.
<b>CIP/DR:</b> CIP	<b>Est. End Date:</b> 12/31/2028	
<b>Project No.:</b> 9423	<b>Department(s):</b> Public Works	
<b>Grant No.:</b> CDBG-DR 18DRINFRA – 18006 - 7	<b>Funding Status:</b> Secured	
	Reso No. 2022-12	

Project Development Costs											
Code	Project Phase / Type	Actuals Prior Years	Est. Actual 2023/2024	2024/2025	2025/2026	2026/2027	2027/2028	2028/2029	2029/Beyond		Total Costs
	Facilities Replacement / Construction	\$ -	\$ -	\$ -	\$ -	\$ -	\$ -	\$ -	\$ -	\$ -	\$ -
	Equipment Replacement / Construction	\$ -	\$ -	\$ -	\$ -	\$ -	\$ -	\$ -	\$ -	\$ -	\$ -
	Program Deployment	\$ -	\$ -	\$ -	\$ -	\$ -	\$ -	\$ -	\$ -	\$ -	\$ -
	Alternatives Analysis / Report Preparation	\$ -	\$ -	\$ -	\$ -	\$ -	\$ -	\$ -	\$ -	\$ -	\$ -
	Project Approval & Environmental Document	\$ -	\$ 5,000	\$ 395,000	\$ -	\$ -	\$ -	\$ -	\$ -	\$ -	\$ 400,000
	Plans, Specifications & Estimates	\$ -	\$ -	\$ 100,000	\$ 400,000	\$ -	\$ -	\$ -	\$ -	\$ -	\$ 500,000
	Preliminary Engineering/ Planning	\$ -	\$ -	\$ -	\$ -	\$ -	\$ -	\$ -	\$ -	\$ -	\$ -
	Right of Way & Utility Relocation	\$ -	\$ -	\$ -	\$ 1,000,000	\$ 500,000	\$ -	\$ -	\$ -	\$ -	\$ 1,500,000
	Construction Engineering	\$ -	\$ -	\$ -	\$ -	\$ 375,000	\$ 375,000	\$ -	\$ -	\$ -	\$ 750,000
	Construction/ Implementation	\$ -	\$ -	\$ -	\$ -	\$ 2,175,000	\$ 2,175,000	\$ -	\$ -	\$ -	\$ 4,350,000
	Non-Infrastructure (Education Component)	\$ -	\$ -	\$ -	\$ -	\$ -	\$ -	\$ -	\$ -	\$ -	\$ -
<b>Annual Total</b>		<b>\$ -</b>	<b>\$ 5,000</b>	<b>\$ 495,000</b>	<b>\$ 1,400,000</b>	<b>\$ 3,050,000</b>	<b>\$ 2,550,000</b>	<b>\$ -</b>	<b>\$ -</b>	<b>\$ -</b>	<b>\$ 7,500,000</b>

Project Development Funding											
Code	Project Funding Source	Actuals Prior Years	Est. Actual 2023/2024	2024/2025	2025/2026	2026/2027	2027/2028	2028/2029	2029/Beyond		Total Funding
	General Fund	\$ -	\$ -	\$ -	\$ -	\$ -	\$ -	\$ -	\$ -	\$ -	\$ -
	Federal Congestion Mitigation Air Quality	\$ -	\$ -	\$ -	\$ -	\$ -	\$ -	\$ -	\$ -	\$ -	\$ -
	Federal Emergency Relief Program	\$ -	\$ -	\$ -	\$ -	\$ -	\$ -	\$ -	\$ -	\$ -	\$ -
	Federal Hazard Mitigation Grant Program	\$ -	\$ -	\$ -	\$ -	\$ -	\$ -	\$ -	\$ -	\$ -	\$ -
	Federal Highway Safety Improvement Program	\$ -	\$ -	\$ -	\$ -	\$ -	\$ -	\$ -	\$ -	\$ -	\$ -
	Federal, FEMA Public Assistance	\$ -	\$ -	\$ -	\$ -	\$ -	\$ -	\$ -	\$ -	\$ -	\$ -
	Federal, Economic Development Administration	\$ -	\$ -	\$ -	\$ -	\$ -	\$ -	\$ -	\$ -	\$ -	\$ -
	Federal, United States Department of Agriculture	\$ -	\$ -	\$ -	\$ -	\$ -	\$ -	\$ -	\$ -	\$ -	\$ -
	Gas Tax / Streets	\$ -	\$ -	\$ -	\$ -	\$ -	\$ -	\$ -	\$ -	\$ -	\$ -
2110	Local Transportation / Transit	\$ -	\$ -	\$ -	\$ -	\$ -	\$ -	\$ -	\$ -	\$ -	\$ -
	Measure "C"/"V"	\$ -	\$ -	\$ -	\$ -	\$ -	\$ -	\$ -	\$ -	\$ -	\$ -
	Other, Community:	\$ -	\$ -	\$ -	\$ -	\$ -	\$ -	\$ -	\$ -	\$ -	\$ -
2320	Other, Federal:	\$ -	\$ -	\$ -	\$ -	\$ -	\$ -	\$ -	\$ -	\$ -	\$ -
	Other, State:	\$ -	\$ -	\$ -	\$ -	\$ -	\$ -	\$ -	\$ -	\$ -	\$ -
	State Active Transportation Program	\$ -	\$ -	\$ -	\$ -	\$ -	\$ -	\$ -	\$ -	\$ -	\$ -
	State Water Board Financial Assistance	\$ -	\$ -	\$ -	\$ -	\$ -	\$ -	\$ -	\$ -	\$ -	\$ -
	CDBG-DR	\$ -	\$ 5,000	\$ 495,000	\$ 1,400,000	\$ 3,050,000	\$ 2,550,000	\$ -	\$ -	\$ -	\$ 7,500,000
	Utility Reimbursements	\$ -	\$ -	\$ -	\$ -	\$ -	\$ -	\$ -	\$ -	\$ -	\$ -
	Insurance	\$ -	\$ -	\$ -	\$ -	\$ -	\$ -	\$ -	\$ -	\$ -	\$ -
	Program Participant	\$ -	\$ -	\$ -	\$ -	\$ -	\$ -	\$ -	\$ -	\$ -	\$ -
	Unfunded	\$ -	\$ -	\$ -	\$ -	\$ -	\$ -	\$ -	\$ -	\$ -	\$ -
<b>Annual Total</b>		<b>\$ -</b>	<b>\$ 5,000</b>	<b>\$ 495,000</b>	<b>\$ 1,400,000</b>	<b>\$ 3,050,000</b>	<b>\$ 2,550,000</b>	<b>\$ -</b>	<b>\$ -</b>	<b>\$ -</b>	<b>\$ 7,500,000</b>

**Town of Paradise Fiscal Year 2024/2025  
Capital Improvement & Disaster Recovery Plan**

<b>Project Title:</b> Go Paradise: Skyway Link Project	<b>Est. Start Date:</b> 7/1/2023	<b>Project Description</b> The Skyway Connectivity Project will construct 5 segments of sidewalk infill totaling 4,255 linear feet, 20 new ADA ramps, and stripe 3,165 linear feet of on-street bicycle lanes between Wagstaff Road and Bille Road. The project also constructs 20 ADA ramps and undergrounds overhead utilities.
<b>CIP/DR:</b> CIP	<b>Est. End Date:</b> 12/31/2027	
<b>Project No.:</b> 9424	<b>Department(s):</b> Public Works	
<b>Grant No.:</b> ATPL 5425 (048) CDBG-DR 18DRINFRA – 18006	<b>Funding Status:</b> Secured      Reso No. 2022-12	

Project Development Costs										
Code	Project Phase / Type	Actuals Prior Years	Est. Actual 2023/2024	2024/2025	2025/2026	2026/2027	2027/2028	2028/2029	2029/Beyond	Total Costs
	Facilities Replacement / Construction	\$ -	\$ -	\$ -	\$ -	\$ -	\$ -	\$ -	\$ -	\$ -
	Equipment Replacement / Construction	\$ -	\$ -	\$ -	\$ -	\$ -	\$ -	\$ -	\$ -	\$ -
	Program Deployment	\$ -	\$ -	\$ -	\$ -	\$ -	\$ -	\$ -	\$ -	\$ -
	Alternatives Analysis / Report Preparation	\$ -	\$ -	\$ -	\$ -	\$ -	\$ -	\$ -	\$ -	\$ -
	Project Approval & Environmental Document	\$ -	\$ 10,000	\$ 440,000	\$ -	\$ -	\$ -	\$ -	\$ -	\$ 450,000
	Plans, Specifications & Estimates	\$ -	\$ -	\$ -	\$ 750,000	\$ -	\$ -	\$ -	\$ -	\$ 750,000
	Preliminary Engineering/ Planning	\$ -	\$ -	\$ -	\$ -	\$ -	\$ -	\$ -	\$ -	\$ -
	Right of Way & Utility Relocation	\$ -	\$ -	\$ -	\$ 375,000	\$ -	\$ -	\$ -	\$ -	\$ 375,000
	Construction Engineering	\$ -	\$ -	\$ -	\$ -	\$ 800,000	\$ -	\$ -	\$ -	\$ 800,000
	Construction/ Implementation	\$ -	\$ -	\$ -	\$ -	\$ 4,579,000	\$ -	\$ -	\$ -	\$ 4,579,000
	Non-Infrastructure (Education Component)	\$ -	\$ -	\$ -	\$ -	\$ -	\$ -	\$ -	\$ -	\$ -
<b>Annual Total</b>		<b>\$ -</b>	<b>\$ 10,000</b>	<b>\$ 440,000</b>	<b>\$ 1,125,000</b>	<b>\$ 5,379,000</b>	<b>\$ -</b>	<b>\$ -</b>	<b>\$ -</b>	<b>\$ 6,954,000</b>

Project Development Funding										
Code	Project Funding Source	Actuals Prior Years	Est. Actual 2023/2024	2024/2025	2025/2026	2026/2027	2027/2028	2028/2029	2029/Beyond	Total Funding
	General Fund	\$ -	\$ -	\$ -	\$ -	\$ -	\$ -	\$ -	\$ -	\$ -
	Federal Congestion Mitigation Air Quality	\$ -	\$ -	\$ -	\$ -	\$ -	\$ -	\$ -	\$ -	\$ -
	Federal Emergency Relief Program	\$ -	\$ -	\$ -	\$ -	\$ -	\$ -	\$ -	\$ -	\$ -
	Federal Hazard Mitigation Grant Program	\$ -	\$ -	\$ -	\$ -	\$ -	\$ -	\$ -	\$ -	\$ -
	Federal Highway Safety Improvement Program	\$ -	\$ -	\$ -	\$ -	\$ -	\$ -	\$ -	\$ -	\$ -
	Federal, FEMA Public Assistance	\$ -	\$ -	\$ -	\$ -	\$ -	\$ -	\$ -	\$ -	\$ -
	Federal, Economic Development Administration	\$ -	\$ -	\$ -	\$ -	\$ -	\$ -	\$ -	\$ -	\$ -
	Federal, United States Department of Agriculture	\$ -	\$ -	\$ -	\$ -	\$ -	\$ -	\$ -	\$ -	\$ -
	Gas Tax / Streets	\$ -	\$ -	\$ -	\$ -	\$ -	\$ -	\$ -	\$ -	\$ -
2110	Local Transportation / Transit	\$ -	\$ -	\$ -	\$ -	\$ -	\$ -	\$ -	\$ -	\$ -
	Measure "C"/"V"	\$ -	\$ -	\$ -	\$ -	\$ -	\$ -	\$ -	\$ -	\$ -
	Other, Community:	\$ -	\$ -	\$ -	\$ -	\$ -	\$ -	\$ -	\$ -	\$ -
2320	Other, Federal:	\$ -	\$ -	\$ -	\$ -	\$ -	\$ -	\$ -	\$ -	\$ -
	Other, State:	\$ -	\$ -	\$ -	\$ -	\$ -	\$ -	\$ -	\$ -	\$ -
	State Active Transportation Program	\$ -	\$ 9,422	\$ 414,578	\$ 1,073,000	\$ 5,207,000	\$ -	\$ -	\$ -	\$ 6,704,000
	State Water Board Financial Assistance	\$ -	\$ -	\$ -	\$ -	\$ -	\$ -	\$ -	\$ -	\$ -
	CDBG-DR	\$ -	\$ 578	\$ 25,422	\$ 52,000	\$ 172,000	\$ -	\$ -	\$ -	\$ 250,000
	Utility Reimbursements	\$ -	\$ -	\$ -	\$ -	\$ -	\$ -	\$ -	\$ -	\$ -
	Insurance	\$ -	\$ -	\$ -	\$ -	\$ -	\$ -	\$ -	\$ -	\$ -
	Program Participant	\$ -	\$ -	\$ -	\$ -	\$ -	\$ -	\$ -	\$ -	\$ -
	Unfunded	\$ -	\$ -	\$ -	\$ -	\$ -	\$ -	\$ -	\$ -	\$ -
<b>Annual Total</b>		<b>\$ -</b>	<b>\$ 10,000</b>	<b>\$ 440,000</b>	<b>\$ 1,125,000</b>	<b>\$ 5,379,000</b>	<b>\$ -</b>	<b>\$ -</b>	<b>\$ -</b>	<b>\$ 6,954,000</b>

**Town of Paradise Fiscal Year 2024/2025  
Capital Improvement & Disaster Recovery Plan**

<b>Project Title:</b> Upper Skyway Widening	<b>Est. Start Date:</b> 7/1/2023	<b>Project Description</b> The Upper Skyway Widening project will widen Upper Skyway from Bille Road to Wagstaff Road to include a 12-foot-wide center turn lane, widened shoulders, and a multi-use pathway. The project builds upon the FHWA disaster recovery efforts.
<b>CIP/DR:</b> CIP	<b>Est. End Date:</b> 6/30/2028	
<b>Project No.:</b> 9425	<b>Department(s):</b> Public Works	
<b>Grant No.:</b> CDBG-DR 18DRINFRA – 18006 - 12	<b>Funding Status:</b> Secured      Reso No. 2022-12	

Project Development Costs											
Code	Project Phase / Type	Actuals Prior Years	Est. Actual 2023/2024	2024/2025	2025/2026	2026/2027	2027/2028	2028/2029	2029/Beyond	Total Costs	
	Facilities Replacement / Construction	\$ -	\$ -	\$ -	\$ -	\$ -	\$ -	\$ -	\$ -	\$ -	
	Equipment Replacement / Construction	\$ -	\$ -	\$ -	\$ -	\$ -	\$ -	\$ -	\$ -	\$ -	
	Program Deployment	\$ -	\$ -	\$ -	\$ -	\$ -	\$ -	\$ -	\$ -	\$ -	
	Alternatives Analysis / Report Preparation	\$ -	\$ -	\$ -	\$ -	\$ -	\$ -	\$ -	\$ -	\$ -	
	Project Approval & Environmental Document	\$ -	\$ 10,000	\$ 490,000	\$ -	\$ -	\$ -	\$ -	\$ -	\$ 500,000	
	Plans, Specifications & Estimates	\$ -	\$ -	\$ 300,000	\$ 400,000	\$ 200,000	\$ -	\$ -	\$ -	\$ 900,000	
	Preliminary Engineering/ Planning	\$ -	\$ -	\$ -	\$ -	\$ -	\$ -	\$ -	\$ -	\$ -	
	Right of Way & Utility Relocation	\$ -	\$ -	\$ -	\$ 400,000	\$ 400,000	\$ -	\$ -	\$ -	\$ 800,000	
	Construction Engineering	\$ -	\$ -	\$ -	\$ -	\$ -	\$ 1,900,000	\$ -	\$ -	\$ 1,900,000	
	Construction/ Implementation	\$ -	\$ -	\$ -	\$ -	\$ -	\$ 10,900,000	\$ -	\$ -	\$ 10,900,000	
	Non-Infrastructure (Education Component)	\$ -	\$ -	\$ -	\$ -	\$ -	\$ -	\$ -	\$ -	\$ -	
<b>Annual Total</b>		<b>\$ -</b>	<b>\$ 10,000</b>	<b>\$ 790,000</b>	<b>\$ 800,000</b>	<b>\$ 600,000</b>	<b>\$ 12,800,000</b>	<b>\$ -</b>	<b>\$ -</b>	<b>\$ 15,000,000</b>	

Project Development Funding											
Code	Project Funding Source	Actuals Prior Years	Est. Actual 2023/2024	2024/2025	2025/2026	2026/2027	2027/2028	2028/2029	2029/Beyond	Total Funding	
	General Fund	\$ -	\$ -	\$ -	\$ -	\$ -	\$ -	\$ -	\$ -	\$ -	
	Federal Congestion Mitigation Air Quality	\$ -	\$ -	\$ -	\$ -	\$ -	\$ -	\$ -	\$ -	\$ -	
	Federal Emergency Relief Program	\$ -	\$ -	\$ -	\$ -	\$ -	\$ -	\$ -	\$ -	\$ -	
	Federal Hazard Mitigation Grant Program	\$ -	\$ -	\$ -	\$ -	\$ -	\$ -	\$ -	\$ -	\$ -	
	Federal Highway Safety Improvement Program	\$ -	\$ -	\$ -	\$ -	\$ -	\$ -	\$ -	\$ -	\$ -	
	Federal, FEMA Public Assistance	\$ -	\$ -	\$ -	\$ -	\$ -	\$ -	\$ -	\$ -	\$ -	
	Federal, Economic Development Administration	\$ -	\$ -	\$ -	\$ -	\$ -	\$ -	\$ -	\$ -	\$ -	
	Federal, United States Department of Agriculture	\$ -	\$ -	\$ -	\$ -	\$ -	\$ -	\$ -	\$ -	\$ -	
	Gas Tax / Streets	\$ -	\$ -	\$ -	\$ -	\$ -	\$ -	\$ -	\$ -	\$ -	
2110	Local Transportation / Transit	\$ -	\$ -	\$ -	\$ -	\$ -	\$ -	\$ -	\$ -	\$ -	
	Measure "C"/"V"	\$ -	\$ -	\$ -	\$ -	\$ -	\$ -	\$ -	\$ -	\$ -	
	Other, Community:	\$ -	\$ -	\$ -	\$ -	\$ -	\$ -	\$ -	\$ -	\$ -	
2320	Other, Federal:	\$ -	\$ -	\$ -	\$ -	\$ -	\$ -	\$ -	\$ -	\$ -	
	Other, State:	\$ -	\$ -	\$ -	\$ -	\$ -	\$ -	\$ -	\$ -	\$ -	
	State Active Transportation Program	\$ -	\$ -	\$ -	\$ -	\$ -	\$ -	\$ -	\$ -	\$ -	
	State Water Board Financial Assistance	\$ -	\$ -	\$ -	\$ -	\$ -	\$ -	\$ -	\$ -	\$ -	
	CDBG-DR	\$ -	\$ 10,000	\$ 790,000	\$ 800,000	\$ 600,000	\$ 12,800,000	\$ -	\$ -	\$ 15,000,000	
	Utility Reimbursements	\$ -	\$ -	\$ -	\$ -	\$ -	\$ -	\$ -	\$ -	\$ -	
	Insurance	\$ -	\$ -	\$ -	\$ -	\$ -	\$ -	\$ -	\$ -	\$ -	
	Program Participant	\$ -	\$ -	\$ -	\$ -	\$ -	\$ -	\$ -	\$ -	\$ -	
	Unfunded	\$ -	\$ -	\$ -	\$ -	\$ -	\$ -	\$ -	\$ -	\$ -	
<b>Annual Total</b>		<b>\$ -</b>	<b>\$ 10,000</b>	<b>\$ 790,000</b>	<b>\$ 800,000</b>	<b>\$ 600,000</b>	<b>\$ 12,800,000</b>	<b>\$ -</b>	<b>\$ -</b>	<b>\$ 15,000,000</b>	

**Town of Paradise Fiscal Year 2024/2025  
Capital Improvement & Disaster Recovery Plan**

<b>Project Title:</b> Skyway/Pentz Intersection Improvements	<b>Est. Start Date:</b> 7/1/2023	<b>Project Description</b> The Skyway/Pentz Intersection Improvements project will increase capacity with the construction of additional turn lanes and will provide for large vehicle turning radius. The project will require right-of-way acquisition.
<b>CIP/DR:</b> CIP	<b>Est. End Date:</b> 12/31/2027	
<b>Project No.:</b> 9426	<b>Department(s):</b> Public Works	
<b>Grant No.:</b> CDBG-DR 18DRINFRA – 18006	<b>Funding Status:</b> Secured      Reso No. 2022-12	

Project Development Costs											
Code	Project Phase / Type	Actuals Prior Years	Est. Actual 2023/2024	2024/2025	2025/2026	2026/2027	2027/2028	2028/2029	2029/Beyond		Total Costs
	Facilities Replacement / Construction	\$ -	\$ -	\$ -	\$ -	\$ -	\$ -	\$ -	\$ -	\$ -	\$ -
	Equipment Replacement / Construction	\$ -	\$ -	\$ -	\$ -	\$ -	\$ -	\$ -	\$ -	\$ -	\$ -
	Program Deployment	\$ -	\$ -	\$ -	\$ -	\$ -	\$ -	\$ -	\$ -	\$ -	\$ -
	Alternatives Analysis / Report Preparation	\$ -	\$ -	\$ -	\$ -	\$ -	\$ -	\$ -	\$ -	\$ -	\$ -
	Project Approval & Environmental Document	\$ -	250,000	100,000	-	-	-	-	-	-	350,000
	Plans, Specifications & Estimates	\$ -	-	250,000	100,000	-	-	-	-	-	350,000
	Preliminary Engineering/ Planning	\$ -	-	-	-	-	-	-	-	-	-
	Right of Way & Utility Relocation	\$ -	-	50,000	100,000	-	-	-	-	-	150,000
	Construction Engineering	\$ -	-	-	275,000	275,000	-	-	-	-	550,000
	Construction/ Implementation	\$ -	-	-	1,550,000	1,550,000	-	-	-	-	3,100,000
	Non-Infrastructure (Education Component)	\$ -	-	-	-	-	-	-	-	-	-
<b>Annual Total</b>		<b>\$ -</b>	<b>\$ 250,000</b>	<b>\$ 400,000</b>	<b>\$ 2,025,000</b>	<b>\$ 1,825,000</b>	<b>\$ -</b>	<b>\$ -</b>	<b>\$ -</b>	<b>\$ -</b>	<b>\$ 4,500,000</b>

Project Development Funding											
Code	Project Funding Source	Actuals Prior Years	Est. Actual 2023/2024	2024/2025	2025/2026	2026/2027	2027/2028	2028/2029	2029/Beyond		Total Funding
	General Fund	\$ -	\$ -	\$ -	\$ -	\$ -	\$ -	\$ -	\$ -	\$ -	\$ -
	Federal Congestion Mitigation Air Quality	\$ -	\$ -	\$ -	\$ -	\$ -	\$ -	\$ -	\$ -	\$ -	\$ -
	Federal Emergency Relief Program	\$ -	\$ -	\$ -	\$ -	\$ -	\$ -	\$ -	\$ -	\$ -	\$ -
	Federal Hazard Mitigation Grant Program	\$ -	\$ -	\$ -	\$ -	\$ -	\$ -	\$ -	\$ -	\$ -	\$ -
	Federal Highway Safety Improvement Program	\$ -	\$ -	\$ -	\$ -	\$ -	\$ -	\$ -	\$ -	\$ -	\$ -
	Federal, FEMA Public Assistance	\$ -	\$ -	\$ -	\$ -	\$ -	\$ -	\$ -	\$ -	\$ -	\$ -
	Federal, Economic Development Administration	\$ -	\$ -	\$ -	\$ -	\$ -	\$ -	\$ -	\$ -	\$ -	\$ -
	Federal, United States Department of Agriculture	\$ -	\$ -	\$ -	\$ -	\$ -	\$ -	\$ -	\$ -	\$ -	\$ -
	Gas Tax / Streets	\$ -	\$ -	\$ -	\$ -	\$ -	\$ -	\$ -	\$ -	\$ -	\$ -
2110	Local Transportation / Transit	\$ -	\$ -	\$ -	\$ -	\$ -	\$ -	\$ -	\$ -	\$ -	\$ -
	Measure "C"/"V"	\$ -	\$ -	\$ -	\$ -	\$ -	\$ -	\$ -	\$ -	\$ -	\$ -
	Other, Community:	\$ -	\$ -	\$ -	\$ -	\$ -	\$ -	\$ -	\$ -	\$ -	\$ -
2320	Other, Federal:	\$ -	\$ -	\$ -	\$ -	\$ -	\$ -	\$ -	\$ -	\$ -	\$ -
	Other, State:	\$ -	\$ -	\$ -	\$ -	\$ -	\$ -	\$ -	\$ -	\$ -	\$ -
	State Active Transportation Program	\$ -	\$ -	\$ -	\$ -	\$ -	\$ -	\$ -	\$ -	\$ -	\$ -
	State Water Board Financial Assistance	\$ -	\$ -	\$ -	\$ -	\$ -	\$ -	\$ -	\$ -	\$ -	\$ -
	CDBG-DR	\$ -	250,000	400,000	2,025,000	1,825,000	-	-	-	-	4,500,000
	Utility Reimbursements	\$ -	-	-	-	-	-	-	-	-	-
	Insurance	\$ -	-	-	-	-	-	-	-	-	-
	Program Participant	\$ -	-	-	-	-	-	-	-	-	-
	Unfunded	\$ -	-	-	-	-	-	-	-	-	-
<b>Annual Total</b>		<b>\$ -</b>	<b>\$ 250,000</b>	<b>\$ 400,000</b>	<b>\$ 2,025,000</b>	<b>\$ 1,825,000</b>	<b>\$ -</b>	<b>\$ -</b>	<b>\$ -</b>	<b>\$ -</b>	<b>\$ 4,500,000</b>

**Town of Paradise Fiscal Year 2024/2025  
Capital Improvement & Disaster Recovery Plan**

<b>Project Title:</b> Pentz Road Widening	<b>Est. Start Date:</b> 7/1/2023	<b>Project Description</b> The Pentz Road Widening project will widen Pentz Road from Skyway to Pearson Road to include a 12-foot-wide center turn lane, widened shoulders, and storm drain infrastructure. The project builds upon the FHWA disaster recovery efforts that are rehabilitating the existing roadway pavement.
<b>CIP/DR:</b> CIP	<b>Est. End Date:</b> 6/30/2029	
<b>Project No.:</b> 9427	<b>Department(s):</b> Public Works	
<b>Grant No.:</b> CDBG-DR 18DRINFRA – 18006	<b>Funding Status:</b> Secured      Reso No. 2022-12	

Project Development Costs											
Code	Project Phase / Type	Actuals Prior Years	Est. Actual 2023/2024	2024/2025	2025/2026	2026/2027	2027/2028	2028/2029	2029/Beyond	Total Costs	
	Facilities Replacement / Construction	\$ -	\$ -	\$ -	\$ -	\$ -	\$ -	\$ -	\$ -	\$ -	
	Equipment Replacement / Construction	\$ -	\$ -	\$ -	\$ -	\$ -	\$ -	\$ -	\$ -	\$ -	
	Program Deployment	\$ -	\$ -	\$ -	\$ -	\$ -	\$ -	\$ -	\$ -	\$ -	
	Alternatives Analysis / Report Preparation	\$ -	\$ -	\$ -	\$ -	\$ -	\$ -	\$ -	\$ -	\$ -	
	Project Approval & Environmental Document	\$ -	400,000	500,000	-	-	-	-	-	900,000	
	Plans, Specifications & Estimates	\$ -	-	600,000	2,600,000	-	-	-	-	3,200,000	
	Preliminary Engineering/ Planning	\$ -	-	-	-	-	-	-	-	-	
	Right of Way & Utility Relocation	\$ -	-	500,000	4,000,000	3,000,000	-	-	-	7,500,000	
	Construction Engineering	\$ -	-	-	-	1,950,000	2,950,000	1,000,000	-	5,900,000	
	Construction/ Implementation	\$ -	-	-	-	10,000,000	16,750,000	6,750,000	-	33,500,000	
	Non-Infrastructure (Education Component)	\$ -	-	-	-	-	-	-	-	-	
<b>Annual Total</b>		<b>\$ -</b>	<b>\$ 400,000</b>	<b>\$ 1,600,000</b>	<b>\$ 6,600,000</b>	<b>\$ 14,950,000</b>	<b>\$ 19,700,000</b>	<b>\$ 7,750,000</b>	<b>\$ -</b>	<b>\$ 51,000,000</b>	

Project Development Funding											
Code	Project Funding Source	Actuals Prior Years	Est. Actual 2023/2024	2024/2025	2025/2026	2026/2027	2027/2028	2028/2029	2029/Beyond	Total Funding	
	General Fund	\$ -	\$ -	\$ -	\$ -	\$ -	\$ -	\$ -	\$ -	\$ -	
	Federal Congestion Mitigation Air Quality	\$ -	\$ -	\$ -	\$ -	\$ -	\$ -	\$ -	\$ -	\$ -	
	Federal Emergency Relief Program	\$ -	\$ -	\$ -	\$ -	\$ -	\$ -	\$ -	\$ -	\$ -	
	Federal Hazard Mitigation Grant Program	\$ -	\$ -	\$ -	\$ -	\$ -	\$ -	\$ -	\$ -	\$ -	
	Federal Highway Safety Improvement Program	\$ -	\$ -	\$ -	\$ -	\$ -	\$ -	\$ -	\$ -	\$ -	
	Federal, FEMA Public Assistance	\$ -	\$ -	\$ -	\$ -	\$ -	\$ -	\$ -	\$ -	\$ -	
	Federal, Economic Development Administration	\$ -	\$ -	\$ -	\$ -	\$ -	\$ -	\$ -	\$ -	\$ -	
	Federal, United States Department of Agriculture	\$ -	\$ -	\$ -	\$ -	\$ -	\$ -	\$ -	\$ -	\$ -	
	Gas Tax / Streets	\$ -	\$ -	\$ -	\$ -	\$ -	\$ -	\$ -	\$ -	\$ -	
2110	Local Transportation / Transit	\$ -	\$ -	\$ -	\$ -	\$ -	\$ -	\$ -	\$ -	\$ -	
	Measure "C"/"V"	\$ -	\$ -	\$ -	\$ -	\$ -	\$ -	\$ -	\$ -	\$ -	
	Other, Community:	\$ -	\$ -	\$ -	\$ -	\$ -	\$ -	\$ -	\$ -	\$ -	
2320	Other, Federal:	\$ -	\$ -	\$ -	\$ -	\$ -	\$ -	\$ -	\$ -	\$ -	
	Other, State:	\$ -	\$ -	\$ -	\$ -	\$ -	\$ -	\$ -	\$ -	\$ -	
	State Active Transportation Program	\$ -	\$ -	\$ -	\$ -	\$ -	\$ -	\$ -	\$ -	\$ -	
	State Water Board Financial Assistance	\$ -	\$ -	\$ -	\$ -	\$ -	\$ -	\$ -	\$ -	\$ -	
	CDBG-DR	\$ -	400,000	1,600,000	6,600,000	14,950,000	19,700,000	7,750,000	-	51,000,000	
	Utility Reimbursements	\$ -	-	-	-	-	-	-	-	-	
	Insurance	\$ -	-	-	-	-	-	-	-	-	
	Program Participant	\$ -	-	-	-	-	-	-	-	-	
	Unfunded	\$ -	-	-	-	-	-	-	-	-	
<b>Annual Total</b>		<b>\$ -</b>	<b>\$ 400,000</b>	<b>\$ 1,600,000</b>	<b>\$ 6,600,000</b>	<b>\$ 14,950,000</b>	<b>\$ 19,700,000</b>	<b>\$ 7,750,000</b>	<b>\$ -</b>	<b>\$ 51,000,000</b>	

**Town of Paradise Fiscal Year 2024/2025  
Capital Improvement & Disaster Recovery Plan**

<b>Project Title:</b> Roe Road Phase 1	<b>Est. Start Date:</b> 7/1/2023	<b>Project Description</b> Roe Road Phase 1 Project will construct a new three lane 1.25-mile roadway with wide shoulders. The project will include a Class I multi-use pathway, ADA curb ramps, storm drain infrastructure, and intersections with Pentz Road, Edgewood Lane, and South Libby Road.
<b>CIP/DR:</b> CIP	<b>Est. End Date:</b> 6/30/2029	
<b>Project No.:</b> 9428	<b>Department(s):</b> Public Works	
<b>Grant No.:</b> CDBG-DR 18DRINFRA – 18006 - 1	<b>Funding Status:</b> Funded	
	Reso No. 2022-12	

Project Development Costs											
Code	Project Phase / Type	Actuals Prior Years	Est. Actual 2023/2024	2024/2025	2025/2026	2026/2027	2027/2028	2028/2029	2029/Beyond		Total Costs
	Facilities Replacement / Construction	\$ -	\$ -	\$ -	\$ -	\$ -	\$ -	\$ -	\$ -	\$ -	\$ -
	Equipment Replacement / Construction	\$ -	\$ -	\$ -	\$ -	\$ -	\$ -	\$ -	\$ -	\$ -	\$ -
	Program Deployment	\$ -	\$ -	\$ -	\$ -	\$ -	\$ -	\$ -	\$ -	\$ -	\$ -
	Alternatives Analysis / Report Preparation	\$ -	\$ -	\$ -	\$ -	\$ -	\$ -	\$ -	\$ -	\$ -	\$ -
	Project Approval & Environmental Document	\$ -	\$ 50,000	\$ 725,000	\$ 725,000	\$ -	\$ -	\$ -	\$ -	\$ -	\$ 1,500,000
	Plans, Specifications & Estimates	\$ -	\$ -	\$ -	\$ -	\$ 3,216,000	\$ 3,416,000	\$ -	\$ -	\$ -	\$ 6,632,000
	Preliminary Engineering/ Planning	\$ -	\$ -	\$ -	\$ -	\$ -	\$ -	\$ -	\$ -	\$ -	\$ -
	Right of Way & Utility Relocation	\$ -	\$ -	\$ -	\$ -	\$ 3,000,000	\$ 7,000,000	\$ -	\$ -	\$ -	\$ 10,000,000
	Construction Engineering	\$ -	\$ -	\$ -	\$ -	\$ -	\$ 2,166,667	\$ 2,166,667	\$ 2,166,666	\$ -	\$ 6,500,000
	Construction/ Implementation	\$ -	\$ -	\$ -	\$ -	\$ -	\$ 13,789,333	\$ 13,789,333	\$ 13,789,334	\$ -	\$ 41,368,000
	Non-Infrastructure (Education Component)	\$ -	\$ -	\$ -	\$ -	\$ -	\$ -	\$ -	\$ -	\$ -	\$ -
<b>Annual Total</b>		<b>\$ -</b>	<b>\$ 50,000</b>	<b>\$ 725,000</b>	<b>\$ 725,000</b>	<b>\$ 6,216,000</b>	<b>\$ 26,372,000</b>	<b>\$ 15,956,000</b>	<b>\$ 15,956,000</b>	<b>\$ -</b>	<b>\$ 66,000,000</b>

Project Development Funding											
Code	Project Funding Source	Actuals Prior Years	Est. Actual 2023/2024	2024/2025	2025/2026	2026/2027	2027/2028	2028/2029	2029/Beyond		Total Funding
	General Fund	\$ -	\$ -	\$ -	\$ -	\$ -	\$ -	\$ -	\$ -	\$ -	\$ -
	Federal Congestion Mitigation Air Quality	\$ -	\$ -	\$ -	\$ -	\$ -	\$ -	\$ -	\$ -	\$ -	\$ -
	Federal Emergency Relief Program	\$ -	\$ -	\$ -	\$ -	\$ -	\$ -	\$ -	\$ -	\$ -	\$ -
	Federal Hazard Mitigation Grant Program	\$ -	\$ -	\$ -	\$ -	\$ -	\$ -	\$ -	\$ -	\$ -	\$ -
	Federal Highway Safety Improvement Program	\$ -	\$ -	\$ -	\$ -	\$ -	\$ -	\$ -	\$ -	\$ -	\$ -
	Federal, FEMA Public Assistance	\$ -	\$ -	\$ -	\$ -	\$ -	\$ -	\$ -	\$ -	\$ -	\$ -
	Federal, Economic Development Administration	\$ -	\$ -	\$ -	\$ -	\$ -	\$ -	\$ -	\$ -	\$ -	\$ -
	Federal, United States Department of Agriculture	\$ -	\$ -	\$ -	\$ -	\$ -	\$ -	\$ -	\$ -	\$ -	\$ -
	Gas Tax / Streets	\$ -	\$ -	\$ -	\$ -	\$ -	\$ -	\$ -	\$ -	\$ -	\$ -
2110	Local Transportation / Transit	\$ -	\$ -	\$ -	\$ -	\$ -	\$ -	\$ -	\$ -	\$ -	\$ -
	Measure "C"/"V"	\$ -	\$ -	\$ -	\$ -	\$ -	\$ -	\$ -	\$ -	\$ -	\$ -
	Other, Community:	\$ -	\$ -	\$ -	\$ -	\$ -	\$ -	\$ -	\$ -	\$ -	\$ -
2320	Other, Federal:	\$ -	\$ -	\$ -	\$ -	\$ 1,800,000	\$ -	\$ -	\$ -	\$ -	\$ 1,800,000
	Other, State:	\$ -	\$ -	\$ -	\$ -	\$ -	\$ -	\$ -	\$ -	\$ -	\$ -
	State Active Transportation Program	\$ -	\$ -	\$ -	\$ -	\$ -	\$ -	\$ -	\$ -	\$ -	\$ -
	State Water Board Financial Assistance	\$ -	\$ -	\$ -	\$ -	\$ -	\$ -	\$ -	\$ -	\$ -	\$ -
	CDBG-DR	\$ -	\$ 50,000	\$ 725,000	\$ 725,000	\$ 4,416,000	\$ 26,372,000	\$ 15,956,000	\$ 15,956,000	\$ -	\$ 64,200,000
	Utility Reimbursements	\$ -	\$ -	\$ -	\$ -	\$ -	\$ -	\$ -	\$ -	\$ -	\$ -
	Insurance	\$ -	\$ -	\$ -	\$ -	\$ -	\$ -	\$ -	\$ -	\$ -	\$ -
	Program Participant	\$ -	\$ -	\$ -	\$ -	\$ -	\$ -	\$ -	\$ -	\$ -	\$ -
	Unfunded	\$ -	\$ -	\$ -	\$ -	\$ -	\$ -	\$ -	\$ -	\$ -	\$ -
<b>Annual Total</b>		<b>\$ -</b>	<b>\$ 50,000</b>	<b>\$ 725,000</b>	<b>\$ 725,000</b>	<b>\$ 6,216,000</b>	<b>\$ 26,372,000</b>	<b>\$ 15,956,000</b>	<b>\$ 15,956,000</b>	<b>\$ -</b>	<b>\$ 66,000,000</b>

**Town of Paradise Fiscal Year 2024/2025  
Capital Improvement & Disaster Recovery Plan**

<b>Project Title:</b> Pearson Road Hilltop Guard Rail Project	<b>Est. Start Date:</b> 7/1/2023	<b>Project Description</b> Installation of approximately 300 LF of metal beam guardrail along Pearson Road, serving westbound traffic, east of Hilltop Drive.
<b>CIP/DR:</b> CIP	<b>Est. End Date:</b> 6/30/2025	
<b>Project No.:</b> 9430	<b>Department(s):</b> Public Works	
<b>Grant No.:</b> N/A	<b>Funding Status:</b> Funded	

Project Development Costs											
Code	Project Phase / Type	Actuals Prior Years	Est. Actual 2023/2024	2024/2025	2025/2026	2026/2027	2027/2028	2028/2029	2029/Beyond	Total Costs	
	Facilities Replacement / Construction	\$ -	\$ -	\$ -	\$ -	\$ -	\$ -	\$ -	\$ -	\$ -	
	Equipment Replacement / Construction	\$ -	\$ -	\$ -	\$ -	\$ -	\$ -	\$ -	\$ -	\$ -	
	Program Deployment	\$ -	\$ -	\$ -	\$ -	\$ -	\$ -	\$ -	\$ -	\$ -	
	Alternatives Analysis / Report Preparation	\$ -	\$ -	\$ -	\$ -	\$ -	\$ -	\$ -	\$ -	\$ -	
	Project Approval & Environmental Document	\$ -	\$ -	\$ -	\$ -	\$ -	\$ -	\$ -	\$ -	\$ -	
	Plans, Specifications & Estimates	\$ -	\$ -	\$ -	\$ -	\$ -	\$ -	\$ -	\$ -	\$ -	
	Preliminary Engineering/ Planning	\$ -	\$ -	\$ -	\$ -	\$ -	\$ -	\$ -	\$ -	\$ -	
	Right of Way & Utility Relocation	\$ -	\$ -	\$ -	\$ -	\$ -	\$ -	\$ -	\$ -	\$ -	
	Construction Engineering	\$ -	\$ -	\$ -	\$ -	\$ -	\$ -	\$ -	\$ -	\$ -	
	Construction/ Implementation	\$ -	\$ 2,000	\$ 38,000	\$ -	\$ -	\$ -	\$ -	\$ -	\$ 40,000	
	Non-Infrastructure (Education Component)	\$ -	\$ -	\$ -	\$ -	\$ -	\$ -	\$ -	\$ -	\$ -	
<b>Annual Total</b>		<b>\$ -</b>	<b>\$ 2,000</b>	<b>\$ 38,000</b>	<b>\$ -</b>	<b>\$ -</b>	<b>\$ -</b>	<b>\$ -</b>	<b>\$ -</b>	<b>\$ 40,000</b>	

Project Development Funding											
Code	Project Funding Source	Actuals Prior Years	Est. Actual 2023/2024	2024/2025	2025/2026	2026/2027	2027/2028	2028/2029	2029/Beyond	Total Funding	
	General Fund	\$ -	\$ -	\$ -	\$ -	\$ -	\$ -	\$ -	\$ -	\$ -	
	Federal Congestion Mitigation Air Quality	\$ -	\$ -	\$ -	\$ -	\$ -	\$ -	\$ -	\$ -	\$ -	
	Federal Emergency Relief Program	\$ -	\$ -	\$ -	\$ -	\$ -	\$ -	\$ -	\$ -	\$ -	
	Federal Hazard Mitigation Grant Program	\$ -	\$ -	\$ -	\$ -	\$ -	\$ -	\$ -	\$ -	\$ -	
	Federal Highway Safety Improvement Program	\$ -	\$ -	\$ -	\$ -	\$ -	\$ -	\$ -	\$ -	\$ -	
	Federal, FEMA Public Assistance	\$ -	\$ -	\$ -	\$ -	\$ -	\$ -	\$ -	\$ -	\$ -	
	Federal, Economic Development Administration	\$ -	\$ -	\$ -	\$ -	\$ -	\$ -	\$ -	\$ -	\$ -	
	Federal, United States Department of Agriculture	\$ -	\$ -	\$ -	\$ -	\$ -	\$ -	\$ -	\$ -	\$ -	
	Gas Tax / Streets	\$ -	\$ -	\$ -	\$ -	\$ -	\$ -	\$ -	\$ -	\$ -	
2110	Local Transportation / Transit	\$ -	\$ 2,000	\$ 38,000	\$ -	\$ -	\$ -	\$ -	\$ -	\$ 40,000	
	Measure "C"/"V"	\$ -	\$ -	\$ -	\$ -	\$ -	\$ -	\$ -	\$ -	\$ -	
	Other, Community:	\$ -	\$ -	\$ -	\$ -	\$ -	\$ -	\$ -	\$ -	\$ -	
2320	Other, Federal:	\$ -	\$ -	\$ -	\$ -	\$ -	\$ -	\$ -	\$ -	\$ -	
	Other, State:	\$ -	\$ -	\$ -	\$ -	\$ -	\$ -	\$ -	\$ -	\$ -	
	State Active Transportation Program	\$ -	\$ -	\$ -	\$ -	\$ -	\$ -	\$ -	\$ -	\$ -	
	State Water Board Financial Assistance	\$ -	\$ -	\$ -	\$ -	\$ -	\$ -	\$ -	\$ -	\$ -	
	CDBG-DR	\$ -	\$ -	\$ -	\$ -	\$ -	\$ -	\$ -	\$ -	\$ -	
	Utility Reimbursements	\$ -	\$ -	\$ -	\$ -	\$ -	\$ -	\$ -	\$ -	\$ -	
	Insurance	\$ -	\$ -	\$ -	\$ -	\$ -	\$ -	\$ -	\$ -	\$ -	
	Program Participant	\$ -	\$ -	\$ -	\$ -	\$ -	\$ -	\$ -	\$ -	\$ -	
	Unfunded	\$ -	\$ -	\$ -	\$ -	\$ -	\$ -	\$ -	\$ -	\$ -	
<b>Annual Total</b>		<b>\$ -</b>	<b>\$ 2,000</b>	<b>\$ 38,000</b>	<b>\$ -</b>	<b>\$ -</b>	<b>\$ -</b>	<b>\$ -</b>	<b>\$ -</b>	<b>\$ 40,000</b>	



**Town of Paradise Fiscal Year 2024/2025  
Capital Improvement & Disaster Recovery Plan**

<b>Project Title:</b> Maintenance Culvert Replacement	<b>Est. Start Date:</b> 7/1/2023	<b>Project Description:</b>
<b>CIP/DR:</b> CIP	<b>Est. End Date:</b> 6/30/2025	Replacement of failed roadway culverts at various locations townwide.
<b>Project No.:</b> 9432	<b>Department(s):</b> Public Works	
<b>Grant No.:</b> N/A	<b>Funding Status:</b> Funded	

Project Development Costs										
Code	Project Phase / Type	Actuals Prior Years	Est. Actual 2023/2024	2024/2025	2025/2026	2026/2027	2027/2028	2028/2029	2029/Beyond	Total Costs
	Facilities Replacement / Construction	\$ -	\$ -	\$ -	\$ -	\$ -	\$ -	\$ -	\$ -	\$ -
	Equipment Replacement / Construction	\$ -	\$ -	\$ -	\$ -	\$ -	\$ -	\$ -	\$ -	\$ -
	Program Deployment	\$ -	\$ -	\$ -	\$ -	\$ -	\$ -	\$ -	\$ -	\$ -
	Alternatives Analysis / Report Preparation	\$ -	\$ -	\$ -	\$ -	\$ -	\$ -	\$ -	\$ -	\$ -
	Project Approval & Environmental Document	\$ -	\$ -	\$ -	\$ -	\$ -	\$ -	\$ -	\$ -	\$ -
	Plans, Specifications & Estimates	\$ -	\$ -	\$ -	\$ -	\$ -	\$ -	\$ -	\$ -	\$ -
	Preliminary Engineering/ Planning	\$ -	\$ -	\$ -	\$ -	\$ -	\$ -	\$ -	\$ -	\$ -
	Right of Way & Utility Relocation	\$ -	\$ 22,500	\$ -	\$ -	\$ -	\$ -	\$ -	\$ -	\$ 22,500
	Construction Engineering	\$ -	\$ -	\$ -	\$ -	\$ -	\$ -	\$ -	\$ -	\$ -
	Construction/ Implementation	\$ -	\$ 77,337	\$ 77,500	\$ -	\$ -	\$ -	\$ -	\$ -	\$ 154,837
	Non-Infrastructure (Education Component)	\$ -	\$ -	\$ -	\$ -	\$ -	\$ -	\$ -	\$ -	\$ -
<b>Annual Total</b>		<b>\$ -</b>	<b>\$ 99,837</b>	<b>\$ 77,500</b>	<b>\$ -</b>	<b>\$ -</b>	<b>\$ -</b>	<b>\$ -</b>	<b>\$ -</b>	<b>\$ 177,337</b>

Project Development Funding										
Code	Project Funding Source	Actuals Prior Years	Est. Actual 2023/2024	2024/2025	2025/2026	2026/2027	2027/2028	2028/2029	2029/Beyond	Total Funding
	General Fund	\$ -	\$ -	\$ -	\$ -	\$ -	\$ -	\$ -	\$ -	\$ -
	Federal Congestion Mitigation Air Quality	\$ -	\$ -	\$ -	\$ -	\$ -	\$ -	\$ -	\$ -	\$ -
	Federal Emergency Relief Program	\$ -	\$ -	\$ -	\$ -	\$ -	\$ -	\$ -	\$ -	\$ -
	Federal Hazard Mitigation Grant Program	\$ -	\$ -	\$ -	\$ -	\$ -	\$ -	\$ -	\$ -	\$ -
	Federal Highway Safety Improvement Program	\$ -	\$ -	\$ -	\$ -	\$ -	\$ -	\$ -	\$ -	\$ -
	Federal, FEMA Public Assistance	\$ -	\$ -	\$ -	\$ -	\$ -	\$ -	\$ -	\$ -	\$ -
	Federal, Economic Development Administration	\$ -	\$ -	\$ -	\$ -	\$ -	\$ -	\$ -	\$ -	\$ -
	Federal, United States Department of Agriculture	\$ -	\$ -	\$ -	\$ -	\$ -	\$ -	\$ -	\$ -	\$ -
	Gas Tax / Streets	\$ -	\$ -	\$ -	\$ -	\$ -	\$ -	\$ -	\$ -	\$ -
2110	Local Transportation / Transit	\$ -	\$ -	\$ -	\$ -	\$ -	\$ -	\$ -	\$ -	\$ -
	Measure "C"/"V"	\$ -	\$ -	\$ -	\$ -	\$ -	\$ -	\$ -	\$ -	\$ -
	Other, Community:	\$ -	\$ 99,837	\$ 77,500	\$ -	\$ -	\$ -	\$ -	\$ -	\$ 177,337
2320	Other, Federal:	\$ -	\$ -	\$ -	\$ -	\$ -	\$ -	\$ -	\$ -	\$ -
	Other, State:	\$ -	\$ -	\$ -	\$ -	\$ -	\$ -	\$ -	\$ -	\$ -
	State Active Transportation Program	\$ -	\$ -	\$ -	\$ -	\$ -	\$ -	\$ -	\$ -	\$ -
	State Water Board Financial Assistance	\$ -	\$ -	\$ -	\$ -	\$ -	\$ -	\$ -	\$ -	\$ -
	CDBG-DR	\$ -	\$ -	\$ -	\$ -	\$ -	\$ -	\$ -	\$ -	\$ -
	Utility Reimbursements	\$ -	\$ -	\$ -	\$ -	\$ -	\$ -	\$ -	\$ -	\$ -
	Insurance	\$ -	\$ -	\$ -	\$ -	\$ -	\$ -	\$ -	\$ -	\$ -
	Program Participant	\$ -	\$ -	\$ -	\$ -	\$ -	\$ -	\$ -	\$ -	\$ -
	Unfunded	\$ -	\$ -	\$ -	\$ -	\$ -	\$ -	\$ -	\$ -	\$ -
<b>Annual Total</b>		<b>\$ -</b>	<b>\$ 99,837</b>	<b>\$ 77,500</b>	<b>\$ -</b>	<b>\$ -</b>	<b>\$ -</b>	<b>\$ -</b>	<b>\$ -</b>	<b>\$ 177,337</b>

**Town of Paradise Fiscal Year 2024/2025  
Capital Improvement & Disaster Recovery Plan**

<b>Project Title:</b> Animal Control Shelter Expansion	<b>Est. Start Date:</b> 7/1/2024	<b>Project Description</b> Animal Control shelter facility expansion.
<b>CIP/DR:</b> CIP	<b>Est. End Date:</b> 6/30/2025	
<b>Project No.:</b> 9433	<b>Department(s):</b> Public Works	
<b>Grant No.:</b> N/A	<b>Funding Status:</b> Partially Funded	

Project Development Costs										
Code	Project Phase / Type	Actuals Prior Years	Est. Actual 2023/2024	2024/2025	2025/2026	2026/2027	2027/2028	2028/2029	2029/Beyond	Total Costs
	Facilities Replacement / Construction	\$ -	\$ -	\$ 2,800,000	\$ -	\$ -	\$ -	\$ -	\$ -	\$ 2,800,000
	Equipment Replacement / Construction	\$ -	\$ -	\$ -	\$ -	\$ -	\$ -	\$ -	\$ -	\$ -
	Program Deployment	\$ -	\$ -	\$ -	\$ -	\$ -	\$ -	\$ -	\$ -	\$ -
	Alternatives Analysis / Report Preparation	\$ -	\$ -	\$ -	\$ -	\$ -	\$ -	\$ -	\$ -	\$ -
	Project Approval & Environmental Document	\$ -	\$ -	\$ -	\$ -	\$ -	\$ -	\$ -	\$ -	\$ -
	Plans, Specifications & Estimates	\$ -	\$ -	\$ -	\$ -	\$ -	\$ -	\$ -	\$ -	\$ -
	Preliminary Engineering/ Planning	\$ -	\$ -	\$ -	\$ -	\$ -	\$ -	\$ -	\$ -	\$ -
	Right of Way & Utility Relocation	\$ -	\$ -	\$ -	\$ -	\$ -	\$ -	\$ -	\$ -	\$ -
	Construction Engineering	\$ -	\$ -	\$ -	\$ -	\$ -	\$ -	\$ -	\$ -	\$ -
	Construction/ Implementation	\$ -	\$ -	\$ -	\$ -	\$ -	\$ -	\$ -	\$ -	\$ -
	Non-Infrastructure (Education Component)	\$ -	\$ -	\$ -	\$ -	\$ -	\$ -	\$ -	\$ -	\$ -
<b>Annual Total</b>		<b>\$ -</b>	<b>\$ -</b>	<b>\$ 2,800,000</b>	<b>\$ -</b>	<b>\$ -</b>	<b>\$ -</b>	<b>\$ -</b>	<b>\$ -</b>	<b>\$ 2,800,000</b>

Project Development Funding										
Code	Project Funding Source	Actuals Prior Years	Est. Actual 2023/2024	2024/2025	2025/2026	2026/2027	2027/2028	2028/2029	2029/Beyond	Total Funding
	General Fund	\$ -	\$ -	\$ 1,700,000	\$ -	\$ -	\$ -	\$ -	\$ -	\$ 1,700,000
	Federal Congestion Mitigation Air Quality	\$ -	\$ -	\$ -	\$ -	\$ -	\$ -	\$ -	\$ -	\$ -
	Federal Emergency Relief Program	\$ -	\$ -	\$ -	\$ -	\$ -	\$ -	\$ -	\$ -	\$ -
	Federal Hazard Mitigation Grant Program	\$ -	\$ -	\$ -	\$ -	\$ -	\$ -	\$ -	\$ -	\$ -
	Federal Highway Safety Improvement Program	\$ -	\$ -	\$ -	\$ -	\$ -	\$ -	\$ -	\$ -	\$ -
	Federal, FEMA Public Assistance	\$ -	\$ -	\$ -	\$ -	\$ -	\$ -	\$ -	\$ -	\$ -
	Federal, Economic Development Administration	\$ -	\$ -	\$ -	\$ -	\$ -	\$ -	\$ -	\$ -	\$ -
	Federal, United States Department of Agriculture	\$ -	\$ -	\$ -	\$ -	\$ -	\$ -	\$ -	\$ -	\$ -
	Gas Tax / Streets	\$ -	\$ -	\$ -	\$ -	\$ -	\$ -	\$ -	\$ -	\$ -
2110	Local Transportation / Transit	\$ -	\$ -	\$ -	\$ -	\$ -	\$ -	\$ -	\$ -	\$ -
	Measure "C"/"V"	\$ -	\$ -	\$ 700,000	\$ -	\$ -	\$ -	\$ -	\$ -	\$ 700,000
	Other, Community:	\$ -	\$ -	\$ -	\$ -	\$ -	\$ -	\$ -	\$ -	\$ -
2320	Other, Federal:	\$ -	\$ -	\$ 400,000	\$ -	\$ -	\$ -	\$ -	\$ -	\$ 400,000
	Other, State:	\$ -	\$ -	\$ -	\$ -	\$ -	\$ -	\$ -	\$ -	\$ -
	State Active Transportation Program	\$ -	\$ -	\$ -	\$ -	\$ -	\$ -	\$ -	\$ -	\$ -
	State Water Board Financial Assistance	\$ -	\$ -	\$ -	\$ -	\$ -	\$ -	\$ -	\$ -	\$ -
	CDBG-DR	\$ -	\$ -	\$ -	\$ -	\$ -	\$ -	\$ -	\$ -	\$ -
	Utility Reimbursements	\$ -	\$ -	\$ -	\$ -	\$ -	\$ -	\$ -	\$ -	\$ -
	Insurance	\$ -	\$ -	\$ -	\$ -	\$ -	\$ -	\$ -	\$ -	\$ -
	Program Participant	\$ -	\$ -	\$ -	\$ -	\$ -	\$ -	\$ -	\$ -	\$ -
	Unfunded	\$ -	\$ -	\$ -	\$ -	\$ -	\$ -	\$ -	\$ -	\$ -
<b>Annual Total</b>		<b>\$ -</b>	<b>\$ -</b>	<b>\$ 2,800,000</b>	<b>\$ -</b>	<b>\$ -</b>	<b>\$ -</b>	<b>\$ -</b>	<b>\$ -</b>	<b>\$ 2,800,000</b>

**Town of Paradise Fiscal Year 2024/2025  
Capital Improvement & Disaster Recovery Plan**

<b>Project Title:</b> Roe Road Phase 2	<b>Est. Start Date:</b> 7/1/2023	<b>Project Description</b> Roe Road Phase 2 Project will construct 1.2 miles of new two-lane roadway and a Class I multi-use path and vegetation management. Installation of storm drain facilities, bridge over Clear Creek, and traffic signal at Clark Road/State Route 191. Partial construction and construction engineering funding has not been secured for this project.
<b>CIP/DR:</b> CIP	<b>Est. End Date:</b> 6/30/2030	
<b>Project No.:</b> 9434	<b>Department(s):</b> Public Works	
<b>Grant No.:</b> CDBG-DR 18DRINFRA – 18006	<b>Funding Status:</b> Partially Funded    Reso No. 2022-12	

Project Development Costs											
Code	Project Phase / Type	Actuals Prior Years	Est. Actual 2023/2024	2024/2025	2025/2026	2026/2027	2027/2028	2028/2029	2029/Beyond	Total Costs	
	Facilities Replacement / Construction	\$ -	\$ -	\$ -	\$ -	\$ -	\$ -	\$ -	\$ -	\$ -	
	Equipment Replacement / Construction	\$ -	\$ -	\$ -	\$ -	\$ -	\$ -	\$ -	\$ -	\$ -	
	Program Deployment	\$ -	\$ -	\$ -	\$ -	\$ -	\$ -	\$ -	\$ -	\$ -	
	Alternatives Analysis / Report Preparation	\$ -	\$ -	\$ -	\$ -	\$ -	\$ -	\$ -	\$ -	\$ -	
	Project Approval & Environmental Document	\$ -	\$ -	770,000	2,000,000	\$ -	\$ -	\$ -	\$ -	2,770,000	
	Plans, Specifications & Estimates	\$ -	\$ -	\$ -	\$ -	3,155,000	1,000,000	\$ -	\$ -	4,155,000	
	Preliminary Engineering/ Planning	\$ -	\$ -	\$ -	\$ -	\$ -	\$ -	\$ -	\$ -	\$ -	
	Right of Way & Utility Relocation	\$ -	\$ -	\$ -	\$ -	1,200,000	4,788,000	\$ -	\$ -	5,988,000	
	Construction Engineering	\$ -	\$ -	\$ -	\$ -	\$ -	2,000,000	2,000,000	2,800,000	6,800,000	
	Construction/ Implementation	\$ -	\$ -	\$ -	\$ -	\$ -	15,429,000	15,429,000	15,429,000	46,287,000	
	Non-Infrastructure (Education Component)	\$ -	\$ -	\$ -	\$ -	\$ -	\$ -	\$ -	\$ -	\$ -	
<b>Annual Total</b>		\$ -	\$ -	\$ 770,000	\$ 2,000,000	\$ 4,355,000	\$ 23,217,000	\$ 17,429,000	\$ 18,229,000	\$ 66,000,000	

Project Development Funding											
Code	Project Funding Source	Actuals Prior Years	Est. Actual 2023/2024	2024/2025	2025/2026	2026/2027	2027/2028	2028/2029	2029/Beyond	Total Funding	
	General Fund	\$ -	\$ -	\$ -	\$ -	\$ -	3,800,000	\$ -	\$ -	3,800,000	
	Federal Congestion Mitigation Air Quality	\$ -	\$ -	\$ -	\$ -	\$ -	\$ -	\$ -	\$ -	\$ -	
	Federal Emergency Relief Program	\$ -	\$ -	\$ -	\$ -	\$ -	\$ -	\$ -	\$ -	\$ -	
	Federal Hazard Mitigation Grant Program	\$ -	\$ -	\$ -	\$ -	\$ -	\$ -	\$ -	\$ -	\$ -	
	Federal Highway Safety Improvement Program	\$ -	\$ -	\$ -	\$ -	\$ -	\$ -	\$ -	\$ -	\$ -	
	Federal, FEMA Public Assistance	\$ -	\$ -	\$ -	\$ -	\$ -	\$ -	\$ -	\$ -	\$ -	
	Federal, Economic Development Administration	\$ -	\$ -	\$ -	\$ -	\$ -	\$ -	\$ -	\$ -	\$ -	
	Federal, United States Department of Agriculture	\$ -	\$ -	\$ -	\$ -	\$ -	\$ -	\$ -	\$ -	\$ -	
	Gas Tax / Streets	\$ -	\$ -	\$ -	\$ -	\$ -	\$ -	\$ -	\$ -	\$ -	
2110	Local Transportation / Transit	\$ -	\$ -	\$ -	\$ -	\$ -	\$ -	\$ -	\$ -	\$ -	
	Measure "C"/"V"	\$ -	\$ -	\$ -	\$ -	\$ -	\$ -	\$ -	\$ -	\$ -	
	Other, Community:	\$ -	\$ -	\$ -	\$ -	\$ -	\$ -	\$ -	\$ -	\$ -	
2320	Other, Federal:	\$ -	\$ -	770,000	1,000,000	2,155,000	9,691,667	9,691,667	9,691,666	33,000,000	
	Other, State:	\$ -	\$ -	\$ -	\$ -	\$ -	\$ -	\$ -	\$ -	\$ -	
	State Active Transportation Program	\$ -	\$ -	\$ -	\$ -	\$ -	\$ -	\$ -	\$ -	\$ -	
	State Water Board Financial Assistance	\$ -	\$ -	\$ -	\$ -	\$ -	\$ -	\$ -	\$ -	\$ -	
	CDBG-DR	\$ -	\$ -	\$ -	1,000,000	2,200,000	1,000,000	\$ -	\$ -	4,200,000	
	Utility Reimbursements	\$ -	\$ -	\$ -	\$ -	\$ -	\$ -	\$ -	\$ -	\$ -	
	Insurance	\$ -	\$ -	\$ -	\$ -	\$ -	\$ -	\$ -	\$ -	\$ -	
	Program Participant	\$ -	\$ -	\$ -	\$ -	\$ -	\$ -	\$ -	\$ -	\$ -	
	Unfunded	\$ -	\$ -	\$ -	\$ -	\$ -	8,725,333	7,737,333	8,537,334	25,000,000	
<b>Annual Total</b>		\$ -	\$ -	\$ 770,000	\$ 2,000,000	\$ 4,355,000	\$ 23,217,000	\$ 17,429,000	\$ 18,229,000	\$ 66,000,000	



**TOWN OF PARADISE**  
Fiscal Year 2024/2025

## 2030 - Building Safety & Waste Wtr Svcs

Summary

	2023 Actual Amount	2024 Amended Budget	YTD 2024 Actual Amount	2025 Department Requested	2025 Town Council Approved
<b>Fund: 2030 Building Safety &amp; Waste Wtr Svcs</b>					
<b>Revenue</b>					
001 - Enterprise Revenues	\$3,107,981	\$3,225,590	\$2,290,854	\$2,462,873	\$2,462,873
030 - Fines, Forfeitures and Penalties	\$8,200	\$500	\$17,800	\$12,000	\$12,000
040 - Investment Revenue	\$15,823	\$0	\$0	\$0	\$0
050 - Intergovernmental Revenues	\$0	\$0	\$0	\$0	\$0
060 - Charges for Services	\$308,272	\$312,000	\$258,463	\$265,000	\$265,000
070 - Other Revenues	\$8	\$0	\$16,534	\$0	\$0
080 - Other Financing Sources	\$75,281	\$47,400	\$319	\$0	\$0
<b>Revenue Totals</b>	<b>\$3,515,566</b>	<b>\$3,585,490</b>	<b>\$2,583,970</b>	<b>\$2,739,873</b>	<b>\$2,739,873</b>
<b>Expenditures</b>					
010 - Salaries and Wages	\$1,716,583	\$1,873,087	\$1,598,841	\$2,043,511	\$2,043,511
015 - Other Employee Costs	\$62,252	\$70,264	\$54,413	\$74,789	\$74,789
020 - Supplies	\$32,906	\$53,300	\$34,652	\$62,300	\$62,300
030 - Postage Printing and Advertising	-\$417	\$4,500	\$647	\$4,000	\$4,000
040 - Utilities	\$62,805	\$70,000	\$51,080	\$71,080	\$71,080
050 - Services	\$675,341	\$991,030	\$717,406	\$726,270	\$726,270
060 - Employee Development	\$15,965	\$46,000	\$18,207	\$46,000	\$46,000
070 - Other Costs	\$1,692	\$3,200	\$1,835	\$3,800	\$3,800
075 - Special Costs	\$37,575	\$36,000	\$37,301	\$40,000	\$40,000
080 - Capital Outlay	\$57,919	\$58,000	\$7,818	\$38,000	\$38,000
090 - Debt Service	\$21,410	\$11,664	\$9,719	\$11,664	\$11,664
095 - Other Financing Uses	\$169,460	\$481,583	\$0	\$323,623	\$323,623
<b>Expenditure Totals</b>	<b>\$2,853,492</b>	<b>\$3,698,628</b>	<b>\$2,531,919</b>	<b>\$3,445,037</b>	<b>\$3,445,037</b>
<b>Revenue Grand Totals:</b>	<b>\$3,515,566</b>	<b>\$3,585,490</b>	<b>\$2,583,970</b>	<b>\$2,739,873</b>	<b>\$2,739,873</b>
<b>Expenditure Grand Totals:</b>	<b>\$2,853,492</b>	<b>\$3,698,628</b>	<b>\$2,531,919</b>	<b>\$3,445,037</b>	<b>\$3,445,037</b>
<b>Net Grand Totals:</b>	<b>\$662,074</b>	<b>-\$113,138</b>	<b>\$52,051</b>	<b>-\$705,164</b>	<b>-\$705,164</b>

**TOWN OF PARADISE**  
Fiscal Year 2024/2025

# 2070 - Animal Control

Summary

	2023 Actual Amount	2024 Amended Budget	YTD 2024 Actual Amount	2025 Department Requested	2025 Town Council Approved
<b>Fund: 2070 Animal Control</b>					
<b>Revenue</b>					
010 - Taxes	\$131,579	\$130,000	\$79,577	\$130,000	\$130,000
030 - Fines, Forfeitures and Penalties	\$3,000	\$500	\$0	\$500	\$500
040 - Investment Revenue	\$0	\$0	\$0	\$0	\$0
050 - Intergovernmental Revenues	\$0	\$0	\$0	\$0	\$0
060 - Charges for Services	\$18,910	\$18,421	\$23,840	\$18,421	\$18,421
070 - Other Revenues	\$30	\$0	\$15,422	\$15,000	\$15,000
080 - Other Financing Sources	\$432,846	\$769,769	\$0	\$340,661	\$340,661
<b>Revenue Totals</b>	<b>\$586,366</b>	<b>\$918,690</b>	<b>\$118,839</b>	<b>\$504,582</b>	<b>\$504,582</b>
<b>Expenditures</b>					
010 - Salaries and Wages	\$222,695	\$334,178	\$236,650	\$313,459	\$313,459
015 - Other Employee Costs	\$14,642	\$12,791	\$14,712	\$13,790	\$13,790
020 - Supplies	\$11,383	\$27,842	\$14,972	\$32,675	\$32,675
030 - Postage Printing and Advertising	\$160	\$1,400	\$96	\$1,400	\$1,400
040 - Utilities	\$14,680	\$12,860	\$13,049	\$19,235	\$19,235
050 - Services	\$42,889	\$26,038	\$40,656	\$42,738	\$42,738
060 - Employee Development	\$4,705	\$7,250	\$3,034	\$9,250	\$9,250
070 - Other Costs	\$0	\$30	\$133	\$30	\$30
075 - Special Costs	\$1,607	\$1,250	\$747	\$1,250	\$1,250
080 - Capital Outlay	\$110,697	\$607,852	\$7,600	\$0	\$0
090 - Debt Service	\$0	\$0	\$0	\$0	\$0
095 - Other Financing Uses	\$50,763	\$75,316	\$0	\$70,755	\$70,755
<b>Expenditure Totals</b>	<b>\$474,221</b>	<b>\$1,106,807</b>	<b>\$331,649</b>	<b>\$504,582</b>	<b>\$504,582</b>
<b>Revenue Grand Totals:</b>	<b>\$586,366</b>	<b>\$918,690</b>	<b>\$118,839</b>	<b>\$504,582</b>	<b>\$504,582</b>
<b>Expenditure Grand Totals:</b>	<b>\$474,221</b>	<b>\$1,106,807</b>	<b>\$331,649</b>	<b>\$504,582</b>	<b>\$504,582</b>
<b>Net Grand Totals:</b>	<b>\$112,145</b>	<b>-\$188,117</b>	<b>-\$212,810</b>	<b>\$0</b>	<b>\$0</b>

**TOWN OF PARADISE**  
Fiscal Year 2024/2025

**2090 - Camp Fire 2018**

Summary

	2023 Actual Amount	2024 Amended Budget	YTD 2024 Actual Amount	2025 Department Requested	2025 Town Council Approved
<b>Fund: 2090 Camp Fire 2018</b>					
<b>Revenue</b>					
050 - Intergovernmental Revenues	\$647,659	\$8,050,226	\$3,303,682	\$8,639,189	\$8,639,189
070 - Other Revenues	\$92,885	\$0	\$0	\$0	\$0
080 - Other Financing Sources	\$679,988	\$844,422	\$0	\$13,210	\$13,210
<b>Revenue Totals</b>	<b>\$1,420,533</b>	<b>\$8,894,648</b>	<b>\$3,303,682</b>	<b>\$8,652,399</b>	<b>\$8,652,399</b>
<b>Expenditures</b>					
010 - Salaries and Wages	\$404,759	\$0	\$49,260	\$0	\$0
015 - Other Employee Costs	\$0	\$0	\$0	\$0	\$0
020 - Supplies	\$2,629	\$0	\$2,628	\$0	\$0
030 - Postage Printing and Advertising	\$750	\$0	\$119	\$0	\$0
040 - Utilities	\$9,427	\$0	\$982	\$0	\$0
050 - Services	-\$262,024	\$60,000	\$3,352,802	\$8,652,399	\$8,652,399
060 - Employee Development	\$9,055	\$0	\$700	\$0	\$0
070 - Other Costs	\$1,120,387	\$8,613,574	\$281	\$0	\$0
080 - Capital Outlay	\$4,255	\$0	\$1,677	\$0	\$0
095 - Other Financing Uses	\$272,942	\$7,530	\$0	\$0	\$0
<b>Expenditure Totals</b>	<b>\$1,562,181</b>	<b>\$8,681,104</b>	<b>\$3,408,450</b>	<b>\$8,652,399</b>	<b>\$8,652,399</b>
<b>Revenue Grand Totals:</b>	<b>\$1,420,533</b>	<b>\$8,894,648</b>	<b>\$3,303,682</b>	<b>\$8,652,399</b>	<b>\$8,652,399</b>
<b>Expenditure Grand Totals:</b>	<b>\$1,562,181</b>	<b>\$8,681,104</b>	<b>\$3,408,450</b>	<b>\$8,652,399</b>	<b>\$8,652,399</b>
<b>Net Grand Totals:</b>	<b>-\$141,648</b>	<b>\$213,544</b>	<b>-\$104,768</b>	<b>\$0</b>	<b>\$0</b>

**TOWN OF PARADISE**  
Fiscal Year 2024/2025

**2095 - COVID-19**

Summary

	2023 Actual Amount	2024 Amended Budget	YTD 2024 Actual Amount	2025 Department Requested	2025 Town Council Approved
<b>Fund: 2095 COVID-19</b>					
<b>Revenue</b>					
040 - Investment Revenue	\$2,504	\$0	\$0	\$0	\$0
050 - Intergovernmental Revenues	\$0	\$0	\$0	\$0	\$0
<b>Revenue Totals</b>	<b>\$2,504</b>	<b>\$0</b>	<b>\$0</b>	<b>\$0</b>	<b>\$0</b>
<b>Expenditures</b>					
010 - Salaries and Wages	\$37,415	\$0	\$0	\$0	\$0
020 - Supplies	\$1,872	\$0	\$0	\$0	\$0
030 - Postage Printing and Advertising	\$0	\$0	\$0	\$0	\$0
050 - Services	\$123,287	\$93,742	\$26,646	\$463,126	\$463,126
060 - Employee Development	\$0	\$0	\$0	\$0	\$0
070 - Other Costs	\$0	\$0	\$0	\$0	\$0
080 - Capital Outlay	\$286,794	\$0	\$64,115	\$0	\$0
095 - Other Financing Uses	\$1,261,021	\$1,222,240	\$20,000	\$0	\$0
<b>Expenditure Totals</b>	<b>\$1,710,391</b>	<b>\$1,315,982</b>	<b>\$110,761</b>	<b>\$463,126</b>	<b>\$463,126</b>
<b>Revenue Grand Totals:</b>	<b>\$2,504</b>	<b>\$0</b>	<b>\$0</b>	<b>\$0</b>	<b>\$0</b>
<b>Expenditure Grand Totals:</b>	<b>\$1,710,391</b>	<b>\$1,315,982</b>	<b>\$110,761</b>	<b>\$463,126</b>	<b>\$463,126</b>
<b>Net Grand Totals:</b>	<b>-\$1,707,887</b>	<b>-\$1,315,982</b>	<b>-\$110,761</b>	<b>-\$463,126</b>	<b>-\$463,126</b>



**TOWN OF PARADISE**  
Fiscal Year 2024/2025

## 2110 - Transportation Fund

Summary

	2023 Actual Amount	2024 Amended Budget	YTD 2024 Actual Amount	2025 Department Requested	2025 Town Council Approved
<b>Fund: 2110 Transportation Fund</b>					
<b>Revenue</b>					
040 - Investment Revenue	\$0	\$0	\$0	\$0	\$0
050 - Intergovernmental Revenues	\$432,867	\$298,212	\$255,573	\$487,426	\$487,426
070 - Other Revenues	\$0	\$0	\$13,100	\$0	\$0
080 - Other Financing Sources	-\$62,489	\$0	\$0	\$0	\$0
<b>Revenue Totals</b>	<b>\$370,378</b>	<b>\$298,212</b>	<b>\$268,673</b>	<b>\$487,426</b>	<b>\$487,426</b>
<b>Expenditures</b>					
010 - Salaries and Wages	\$58,639	\$68,105	\$40,417	\$173,424	\$173,424
015 - Other Employee Costs	\$22	\$0	\$4	\$0	\$0
020 - Supplies	\$0	\$0	\$0	\$0	\$0
030 - Postage Printing and Advertising	\$0	\$0	\$100	\$0	\$0
040 - Utilities	\$198	\$198	\$176	\$0	\$0
050 - Services	\$0	\$0	\$212,638	\$51,000	\$51,000
070 - Other Costs	\$0	\$0	\$0	\$0	\$0
075 - Special Costs	\$0	\$0	\$0	\$0	\$0
080 - Capital Outlay	\$0	\$0	\$0	\$0	\$0
095 - Other Financing Uses	\$856,966	\$310,697	\$104,642	\$12,501	\$12,501
<b>Expenditure Totals</b>	<b>\$915,825</b>	<b>\$379,000</b>	<b>\$357,976</b>	<b>\$236,925</b>	<b>\$236,925</b>
<b>Revenue Grand Totals:</b>	<b>\$370,378</b>	<b>\$298,212</b>	<b>\$268,673</b>	<b>\$487,426</b>	<b>\$487,426</b>
<b>Expenditure Grand Totals:</b>	<b>\$915,825</b>	<b>\$379,000</b>	<b>\$357,976</b>	<b>\$236,925</b>	<b>\$236,925</b>
<b>Net Grand Totals:</b>	<b>-\$545,447</b>	<b>-\$80,788</b>	<b>-\$89,303</b>	<b>\$250,501</b>	<b>\$250,501</b>

**TOWN OF PARADISE**  
Fiscal Year 2024/2025

## 2112 - Fed Congest Management Air Quality (CMAQ)

Summary

	2023 Actual Amount	2024 Amended Budget	YTD 2024 Actual Amount	2025 Department Requested	2025 Town Council Approved
<b>Fund: 2112 Fed CMAQ Congest Mgmt Air Qual</b>					
<b>Revenue</b>					
040 - Investment Revenue	\$0	\$0	\$0	\$0	\$0
050 - Intergovernmental Revenues	\$604,705	\$621,918	\$320,711	\$123,377	\$123,377
080 - Other Financing Sources	\$0	\$0	\$0	\$0	\$0
<b>Revenue Totals</b>	<b>\$604,705</b>	<b>\$621,918</b>	<b>\$320,711</b>	<b>\$123,377</b>	<b>\$123,377</b>
<b>Expenditures</b>					
010 - Salaries and Wages	\$0	\$0	\$25,283	\$0	\$0
015 - Other Employee Costs	\$0	\$0	\$0	\$0	\$0
030 - Postage Printing and Advertising	\$0	\$0	\$0	\$0	\$0
040 - Utilities	\$0	\$0	\$79	\$0	\$0
050 - Services	\$0	\$0	\$156,497	\$123,377	\$123,377
070 - Other Costs	\$0	\$0	\$0	\$0	\$0
095 - Other Financing Uses	\$613,279	\$621,917	\$139,031	\$0	\$0
<b>Expenditure Totals</b>	<b>\$613,279</b>	<b>\$621,917</b>	<b>\$320,890</b>	<b>\$123,377</b>	<b>\$123,377</b>
<b>Revenue Grand Totals:</b>	<b>\$604,705</b>	<b>\$621,918</b>	<b>\$320,711</b>	<b>\$123,377</b>	<b>\$123,377</b>
<b>Expenditure Grand Totals:</b>	<b>\$613,279</b>	<b>\$621,917</b>	<b>\$320,890</b>	<b>\$123,377</b>	<b>\$123,377</b>
<b>Net Grand Totals:</b>	<b>-\$8,574</b>	<b>\$1</b>	<b>-\$180</b>	<b>\$0</b>	<b>\$0</b>

**TOWN OF PARADISE**  
Fiscal Year 2024/2025

## 2113 - Local Transportation Climate Adaptation Program (LTCAP)

Summary

	2023 Actual Amount	2024 Amended Budget	YTD 2024 Actual Amount	2025 Department Requested	2025 Town Council Approved
<b>Fund: 2113 LTCAP</b>					
<b>Revenue</b>					
050 - Intergovernmental Revenues	\$0	\$0	\$0	\$770,000	\$770,000
<b>Revenue Totals</b>	<b>\$0</b>	<b>\$0</b>	<b>\$0</b>	<b>\$770,000</b>	<b>\$770,000</b>
<b>Expenditures</b>					
010 - Salaries and Wages	\$0	\$0	\$3,903	\$0	\$0
015 - Other Employee Costs	\$0	\$0	\$0	\$0	\$0
020 - Supplies	\$0	\$0	\$0	\$0	\$0
030 - Postage Printing and Advertising	\$0	\$0	\$0	\$0	\$0
040 - Utilities	\$0	\$0	\$24	\$0	\$0
050 - Services	\$0	\$0	\$0	\$770,000	\$770,000
070 - Other Costs	\$0	\$0	\$0	\$0	\$0
075 - Special Costs	\$0	\$0	\$0	\$0	\$0
<b>Expenditure Totals</b>	<b>\$0</b>	<b>\$0</b>	<b>\$3,927</b>	<b>\$770,000</b>	<b>\$770,000</b>
<b>Revenue Grand Totals:</b>	<b>\$0</b>	<b>\$0</b>	<b>\$0</b>	<b>\$770,000</b>	<b>\$770,000</b>
<b>Expenditure Grand Totals:</b>	<b>\$0</b>	<b>\$0</b>	<b>\$3,927</b>	<b>\$770,000</b>	<b>\$770,000</b>
<b>Net Grand Totals:</b>	<b>\$0</b>	<b>\$0</b>	<b>-\$3,927</b>	<b>\$0</b>	<b>\$0</b>

**TOWN OF PARADISE**  
Fiscal Year 2024/2025

## 2120 - State Gas Tax

Summary

	2023 Actual Amount	2024 Amended Budget	YTD 2024 Actual Amount	2025 Department Requested	2025 Town Council Approved
<b>Fund: 2120 State Gas Tax</b>					
<b>Revenue</b>					
040 - Investment Revenue	\$0	\$200	\$0	\$0	\$0
050 - Intergovernmental Revenues	\$568,247	\$9,738,195	\$367,824	\$1,829,852	\$1,829,852
060 - Charges for Services	\$0	\$0	\$0	\$0	\$0
070 - Other Revenues	\$932,128	\$85,000	\$74,106	\$468,088	\$468,088
080 - Other Financing Sources	\$687,591	\$908,041	\$3,581	\$0	\$0
<b>Revenue Totals</b>	<b>\$2,187,965</b>	<b>\$10,731,436</b>	<b>\$445,510</b>	<b>\$2,297,940</b>	<b>\$2,297,940</b>
<b>Expenditures</b>					
010 - Salaries and Wages	\$1,115,205	\$1,492,975	\$790,136	\$1,401,023	\$1,401,023
015 - Other Employee Costs	\$48,160	\$32,703	\$26,012	\$34,902	\$34,902
020 - Supplies	\$160,363	\$177,000	\$137,638	\$155,000	\$155,000
030 - Postage Printing and Advertising	\$313	\$250	\$107	\$0	\$0
040 - Utilities	\$84,058	\$54,897	\$65,341	\$68,200	\$68,200
050 - Services	\$140,937	\$165,000	\$183,162	\$138,000	\$138,000
060 - Employee Development	\$4,715	\$5,000	\$1,201	\$7,500	\$7,500
070 - Other Costs	\$662	\$750	\$17,190	\$1,000	\$1,000
075 - Special Costs	\$0	\$0	\$0	\$0	\$0
080 - Capital Outlay	\$126,021	\$350,000	\$118,254	\$150,000	\$150,000
090 - Debt Service	\$10,719	\$0	\$0	\$0	\$0
095 - Other Financing Uses	\$65,600	\$439,182	\$0	\$342,315	\$342,315
<b>Expenditure Totals</b>	<b>\$1,756,753</b>	<b>\$2,717,757</b>	<b>\$1,339,041</b>	<b>\$2,297,940</b>	<b>\$2,297,940</b>
<b>Revenue Grand Totals:</b>	<b>\$2,187,965</b>	<b>\$10,731,436</b>	<b>\$445,510</b>	<b>\$2,297,940</b>	<b>\$2,297,940</b>
<b>Expenditure Grand Totals:</b>	<b>\$1,756,753</b>	<b>\$2,717,757</b>	<b>\$1,339,041</b>	<b>\$2,297,940</b>	<b>\$2,297,940</b>
<b>Net Grand Totals:</b>	<b>\$431,213</b>	<b>\$8,013,679</b>	<b>-\$893,531</b>	<b>\$0</b>	<b>\$0</b>

**TOWN OF PARADISE**  
Fiscal Year 2024/2025

## 2132 - Highway Safety Imp Program (HSIP)

Summary

	2023 Actual Amount	2024 Amended Budget	YTD 2024 Actual Amount	2025 Department Requested	2025 Town Council Approved
<b>Fund: 2132 HSIP Highway Safety Imp Prog.</b>					
<b>Revenue</b>					
040 - Investment Revenue	\$0	\$0	\$0	\$0	\$0
050 - Intergovernmental Revenues	\$31,564	\$187,445	\$22,723	\$117,000	\$117,000
<b>Revenue Totals</b>	<b>\$31,564</b>	<b>\$187,445</b>	<b>\$22,723</b>	<b>\$117,000</b>	<b>\$117,000</b>
<b>Expenditures</b>					
010 - Salaries and Wages	\$0	\$0	\$3,152	\$0	\$0
015 - Other Employee Costs	\$0	\$0	\$0	\$0	\$0
030 - Postage Printing and Advertising	\$0	\$0	\$0	\$0	\$0
040 - Utilities	\$0	\$0	\$6	\$0	\$0
050 - Services	\$0	\$0	\$20,768	\$117,000	\$117,000
070 - Other Costs	\$0	\$0	\$0	\$0	\$0
095 - Other Financing Uses	\$31,564	\$187,444	\$0	\$0	\$0
<b>Expenditure Totals</b>	<b>\$31,564</b>	<b>\$187,444</b>	<b>\$23,927</b>	<b>\$117,000</b>	<b>\$117,000</b>
<b>Revenue Grand Totals:</b>	<b>\$31,564</b>	<b>\$187,445</b>	<b>\$22,723</b>	<b>\$117,000</b>	<b>\$117,000</b>
<b>Expenditure Grand Totals:</b>	<b>\$31,564</b>	<b>\$187,444</b>	<b>\$23,927</b>	<b>\$117,000</b>	<b>\$117,000</b>
<b>Net Grand Totals:</b>	<b>\$0</b>	<b>\$1</b>	<b>-\$1,204</b>	<b>\$0</b>	<b>\$0</b>

**TOWN OF PARADISE**  
Fiscal Year 2024/2025

## 2133 - Active Transportation Program

Summary

	2023 Actual Amount	2024 Amended Budget	YTD 2024 Actual Amount	2025 Department Requested	2025 Town Council Approved
<b>Fund: 2133 Active Transportation Program</b>					
<b>Revenue</b>					
040 - Investment Revenue	\$0	\$0	\$0	\$0	\$0
050 - Intergovernmental Revenues	\$4,452,814	\$3,215,681	-\$147,773	\$2,049,619	\$2,049,619
070 - Other Revenues	\$0	\$0	\$486,900	\$0	\$0
080 - Other Financing Sources	\$0	\$0	\$59	\$0	\$0
<b>Revenue Totals</b>	<b>\$4,452,814</b>	<b>\$3,215,681</b>	<b>\$339,186</b>	<b>\$2,049,619</b>	<b>\$2,049,619</b>
<b>Expenditures</b>					
010 - Salaries and Wages	\$0	\$0	\$12,110	\$0	\$0
015 - Other Employee Costs	\$0	\$0	\$0	\$0	\$0
030 - Postage Printing and Advertising	\$0	\$0	\$0	\$0	\$0
040 - Utilities	\$0	\$0	\$18	\$0	\$0
050 - Services	\$0	\$0	\$19,984	\$2,049,619	\$2,049,619
070 - Other Costs	\$0	\$0	\$0	\$0	\$0
095 - Other Financing Uses	\$4,433,523	\$3,215,681	\$279,241	\$0	\$0
<b>Expenditure Totals</b>	<b>\$4,433,523</b>	<b>\$3,215,681</b>	<b>\$311,353</b>	<b>\$2,049,619</b>	<b>\$2,049,619</b>
<b>Revenue Grand Totals:</b>	<b>\$4,452,814</b>	<b>\$3,215,681</b>	<b>\$339,186</b>	<b>\$2,049,619</b>	<b>\$2,049,619</b>
<b>Expenditure Grand Totals:</b>	<b>\$4,433,523</b>	<b>\$3,215,681</b>	<b>\$311,353</b>	<b>\$2,049,619</b>	<b>\$2,049,619</b>
<b>Net Grand Totals:</b>	<b>\$19,291</b>	<b>\$0</b>	<b>\$27,833</b>	<b>\$0</b>	<b>\$0</b>

**TOWN OF PARADISE**  
Fiscal Year 2024/2025

**2136 - FEMA Grants FHMG**

Summary

	2023 Actual Amount	2024 Amended Budget	YTD 2024 Actual Amount	2025 Department Requested	2025 Town Council Approved
<b>Fund: 2136 FEMA Grants FHMG</b>					
<b>Revenue</b>					
050 - Intergovernmental Revenues	\$2,001,572	\$7,029,165	\$285,731	\$7,343,029	\$7,343,029
080 - Other Financing Sources	\$0	\$0	\$0	\$0	\$0
<b>Revenue Totals</b>	<b>\$2,001,572</b>	<b>\$7,029,165</b>	<b>\$285,731</b>	<b>\$7,343,029</b>	<b>\$7,343,029</b>
<b>Expenditures</b>					
010 - Salaries and Wages	\$0	\$0	\$181,926	\$185,405	\$185,405
015 - Other Employee Costs	\$0	\$0	\$0	\$0	\$0
020 - Supplies	\$0	\$0	\$0	\$0	\$0
030 - Postage Printing and Advertising	\$0	\$0	\$856	\$0	\$0
050 - Services	\$0	\$0	\$285,721	\$7,157,624	\$7,157,624
070 - Other Costs	\$0	\$0	\$0	\$0	\$0
080 - Capital Outlay	\$0	\$0	\$0	\$0	\$0
095 - Other Financing Uses	\$2,001,572	\$7,029,164	\$0	\$0	\$0
<b>Expenditure Totals</b>	<b>\$2,001,572</b>	<b>\$7,029,164</b>	<b>\$468,503</b>	<b>\$7,343,029</b>	<b>\$7,343,029</b>
<b>Revenue Grand Totals:</b>	<b>\$2,001,572</b>	<b>\$7,029,165</b>	<b>\$285,731</b>	<b>\$7,343,029</b>	<b>\$7,343,029</b>
<b>Expenditure Grand Totals:</b>	<b>\$2,001,572</b>	<b>\$7,029,164</b>	<b>\$468,503</b>	<b>\$7,343,029</b>	<b>\$7,343,029</b>
<b>Net Grand Totals:</b>	<b>\$0</b>	<b>\$1</b>	<b>-\$182,772</b>	<b>\$0</b>	<b>\$0</b>

**TOWN OF PARADISE**  
Fiscal Year 2024/2025

## 2139 - Federal-Aid Highway Act (FHWA)

Summary

	2023 Actual Amount	2024 Amended Budget	YTD 2024 Actual Amount	2025 Department Requested	2025 Town Council Approved
<b>Fund: 2139 FHWA - Federal-Aid Highway Act</b>					
<b>Revenue</b>					
040 - Investment Revenue	\$0	\$0	\$0	\$0	\$0
050 - Intergovernmental Revenues	\$5,955,111	\$7,908,391	\$3,341,643	\$5,383,385	\$5,383,385
080 - Other Financing Sources	\$4	\$0	\$0	\$0	\$0
<b>Revenue Totals</b>	<b>\$5,955,115</b>	<b>\$7,908,391</b>	<b>\$3,341,643</b>	<b>\$5,383,385</b>	<b>\$5,383,385</b>
<b>Expenditures</b>					
010 - Salaries and Wages	\$0	\$0	\$44,071	\$0	\$0
015 - Other Employee Costs	\$0	\$0	\$0	\$0	\$0
030 - Postage Printing and Advertising	\$0	\$0	\$0	\$0	\$0
040 - Utilities	\$0	\$0	\$49	\$0	\$0
050 - Services	\$0	\$0	\$3,298,474	\$5,383,385	\$5,383,385
070 - Other Costs	\$0	\$0	\$0	\$0	\$0
095 - Other Financing Uses	\$6,290,495	\$7,908,390	\$1,166	\$0	\$0
<b>Expenditure Totals</b>	<b>\$6,290,495</b>	<b>\$7,908,390</b>	<b>\$3,343,760</b>	<b>\$5,383,385</b>	<b>\$5,383,385</b>
<b>Revenue Grand Totals:</b>	<b>\$5,955,115</b>	<b>\$7,908,391</b>	<b>\$3,341,643</b>	<b>\$5,383,385</b>	<b>\$5,383,385</b>
<b>Expenditure Grand Totals:</b>	<b>\$6,290,495</b>	<b>\$7,908,390</b>	<b>\$3,343,760</b>	<b>\$5,383,385</b>	<b>\$5,383,385</b>
<b>Net Grand Totals:</b>	<b>-\$335,380</b>	<b>\$1</b>	<b>-\$2,117</b>	<b>\$0</b>	<b>\$0</b>



**TOWN OF PARADISE**  
Fiscal Year 2024/2025

## 2140 - Traffic Safety Fines & Fees

Summary

	2023 Actual Amount	2024 Amended Budget	YTD 2024 Actual Amount	2025 Department Requested	2025 Town Council Approved
<b>Fund: 2140 Traffic Safety Fines &amp; Fees</b>					
<b>Revenue</b>					
030 - Fines, Forfeitures and Penalties	\$3,388	\$2,600	\$1,108	\$2,600	\$2,600
040 - Investment Revenue	\$7	\$0	\$0	\$0	\$0
050 - Intergovernmental Revenues	\$0	\$0	\$0	\$7,300	\$7,300
<b>Revenue Totals</b>	<b>\$3,395</b>	<b>\$2,600</b>	<b>\$1,108</b>	<b>\$9,900</b>	<b>\$9,900</b>
<b>Expenditures</b>					
020 - Supplies	\$0	\$0	\$0	\$2,600	\$2,600
050 - Services	\$0	\$0	\$0	\$7,300	\$7,300
095 - Other Financing Uses	\$2,250	\$2,250	\$0	\$0	\$0
<b>Expenditure Totals</b>	<b>\$2,250</b>	<b>\$2,250</b>	<b>\$0</b>	<b>\$9,900</b>	<b>\$9,900</b>
<b>Revenue Grand Totals:</b>	<b>\$3,395</b>	<b>\$2,600</b>	<b>\$1,108</b>	<b>\$9,900</b>	<b>\$9,900</b>
<b>Expenditure Grand Totals:</b>	<b>\$2,250</b>	<b>\$2,250</b>	<b>\$0</b>	<b>\$9,900</b>	<b>\$9,900</b>
<b>Net Grand Totals:</b>	<b>\$1,145</b>	<b>\$350</b>	<b>\$1,108</b>	<b>\$0</b>	<b>\$0</b>

**TOWN OF PARADISE**  
Fiscal Year 2024/2025

## 2162 - BHS Home Loan Fund

Summary

	2023 Actual Amount	2024 Amended Budget	YTD 2024 Actual Amount	2025 Department Requested	2025 Town Council Approved
<b>Fund: 2162 BHS Home Loan Fund</b>					
<b>Revenue</b>					
040 - Investment Revenue	\$7,712	\$0	\$0	\$0	\$0
050 - Intergovernmental Revenues	\$0	\$0	\$0	\$0	\$0
070 - Other Revenues	\$73,826	\$80,000	\$157,818	\$791,461	\$791,461
080 - Other Financing Sources	\$0	\$0	\$0	\$0	\$0
<b>Revenue Totals</b>	<b>\$81,538</b>	<b>\$80,000</b>	<b>\$157,818</b>	<b>\$791,461</b>	<b>\$791,461</b>
<b>Expenditures</b>					
010 - Salaries and Wages	\$0	\$0	\$6,175	\$41,694	\$41,694
015 - Other Employee Costs	\$0	\$0	\$0	\$0	\$0
020 - Supplies	\$0	\$0	\$0	\$0	\$0
030 - Postage Printing and Advertising	\$0	\$0	\$0	\$100	\$100
050 - Services	\$0	\$0	\$57	\$11,610	\$11,610
075 - Special Costs	\$126,850	\$830,000	\$0	\$720,000	\$720,000
090 - Debt Service	\$0	\$0	\$0	\$0	\$0
095 - Other Financing Uses	\$13,790	\$152,000	\$0	\$18,057	\$18,057
<b>Expenditure Totals</b>	<b>\$140,640</b>	<b>\$982,000</b>	<b>\$6,232</b>	<b>\$791,461</b>	<b>\$791,461</b>
<b>Revenue Grand Totals:</b>	<b>\$81,538</b>	<b>\$80,000</b>	<b>\$157,818</b>	<b>\$791,461</b>	<b>\$791,461</b>
<b>Expenditure Grand Totals:</b>	<b>\$140,640</b>	<b>\$982,000</b>	<b>\$6,232</b>	<b>\$791,461</b>	<b>\$791,461</b>
<b>Net Grand Totals:</b>	<b>-\$59,102</b>	<b>-\$902,000</b>	<b>\$151,586</b>	<b>\$0</b>	<b>\$0</b>

**TOWN OF PARADISE**  
Fiscal Year 2024/2025

## 2163 - BHS CAL-HOME Loan Fund

Summary

	2023 Actual Amount	2024 Amended Budget	YTD 2024 Actual Amount	2025 Department Requested	2025 Town Council Approved
<b>Fund: 2163 BHS CAL-HOME Loan Fund</b>					
<b>Revenue</b>					
040 - Investment Revenue	\$4,832	\$0	\$0	\$0	\$0
050 - Intergovernmental Revenues	\$0	\$0	\$0	\$0	\$0
070 - Other Revenues	\$375,363	\$190,000	\$315,519	\$660,020	\$660,020
<b>Revenue Totals</b>	<b>\$380,196</b>	<b>\$190,000</b>	<b>\$315,519</b>	<b>\$660,020</b>	<b>\$660,020</b>
<b>Expenditures</b>					
010 - Salaries and Wages	\$0	\$0	\$285	\$34,113	\$34,113
015 - Other Employee Costs	\$0	\$0	\$0	\$0	\$0
020 - Supplies	\$0	\$0	\$0	\$0	\$0
030 - Postage Printing and Advertising	\$0	\$0	\$0	\$0	\$0
050 - Services	\$0	\$0	\$0	\$10,860	\$10,860
075 - Special Costs	\$133,441	\$480,000	\$160,975	\$600,000	\$600,000
090 - Debt Service	\$0	\$0	\$0	\$0	\$0
095 - Other Financing Uses	\$103,276	\$115,100	\$0	\$15,047	\$15,047
<b>Expenditure Totals</b>	<b>\$236,718</b>	<b>\$595,100</b>	<b>\$161,260</b>	<b>\$660,020</b>	<b>\$660,020</b>
<b>Revenue Grand Totals:</b>	<b>\$380,196</b>	<b>\$190,000</b>	<b>\$315,519</b>	<b>\$660,020</b>	<b>\$660,020</b>
<b>Expenditure Grand Totals:</b>	<b>\$236,718</b>	<b>\$595,100</b>	<b>\$161,260</b>	<b>\$660,020</b>	<b>\$660,020</b>
<b>Net Grand Totals:</b>	<b>\$143,478</b>	<b>-\$405,100</b>	<b>\$154,260</b>	<b>\$0</b>	<b>\$0</b>

**TOWN OF PARADISE**  
Fiscal Year 2024/2025

## 2202 - Office of Traffic Safety Police

Summary

	2023 Actual Amount	2024 Amended Budget	YTD 2024 Actual Amount	2025 Department Requested	2025 Town Council Approved
<b>Fund: 2202 Office of Traffic Safety Police</b>					
<b>Revenue</b>					
050 - Intergovernmental Revenues	\$0	\$0	\$0	\$0	\$0
070 - Other Revenues	\$0	\$0	\$5,000	\$5,900	\$5,900
<b>Revenue Totals</b>	<b>\$0</b>	<b>\$0</b>	<b>\$5,000</b>	<b>\$5,900</b>	<b>\$5,900</b>
<b>Expenditures</b>					
020 - Supplies	\$0	\$0	\$0	\$0	\$0
030 - Postage Printing and Advertising	\$0	\$0	\$0	\$0	\$0
040 - Utilities	\$0	\$0	\$0	\$0	\$0
050 - Services	\$0	\$0	\$0	\$5,900	\$5,900
070 - Other Costs	\$0	\$0	\$0	\$0	\$0
080 - Capital Outlay	\$0	\$0	\$50,057	\$0	\$0
<b>Expenditure Totals</b>	<b>\$0</b>	<b>\$0</b>	<b>\$50,057</b>	<b>\$5,900</b>	<b>\$5,900</b>
<b>Revenue Grand Totals:</b>	<b>\$0</b>	<b>\$0</b>	<b>\$5,000</b>	<b>\$5,900</b>	<b>\$5,900</b>
<b>Expenditure Grand Totals:</b>	<b>\$0</b>	<b>\$0</b>	<b>\$50,057</b>	<b>\$5,900</b>	<b>\$5,900</b>
<b>Net Grand Totals:</b>	<b>\$0</b>	<b>\$0</b>	<b>-\$45,057</b>	<b>\$0</b>	<b>\$0</b>

**TOWN OF PARADISE**  
Fiscal Year 2024/2025

## 2204 - State Supplemental Law Enforcement Services (SLESF) Grant

Summary

	2023 Actual Amount	2024 Amended Budget	YTD 2024 Actual Amount	2025 Department Requested	2025 Town Council Approved
<b>Fund: 2204 State SLESF Grant</b>					
<b>Revenue</b>					
040 - Investment Revenue	\$243	\$0	\$0	\$0	\$0
050 - Intergovernmental Revenues	\$165,271	\$170,000	\$188,395	\$176,389	\$176,389
080 - Other Financing Sources	\$0	\$0	\$0	\$0	\$0
<b>Revenue Totals</b>	<b>\$165,515</b>	<b>\$170,000</b>	<b>\$188,395</b>	<b>\$176,389</b>	<b>\$176,389</b>
<b>Expenditures</b>					
010 - Salaries and Wages	\$160,263	\$176,389	\$0	\$176,389	\$176,389
070 - Other Costs	\$0	\$0	\$0	\$0	\$0
075 - Special Costs	\$0	\$0	\$0	\$0	\$0
080 - Capital Outlay	\$0	\$0	\$0	\$0	\$0
090 - Debt Service	-\$6,016	\$0	\$0	\$0	\$0
095 - Other Financing Uses	\$0	\$0	\$0	\$0	\$0
<b>Expenditure Totals</b>	<b>\$154,247</b>	<b>\$176,389</b>	<b>\$0</b>	<b>\$176,389</b>	<b>\$176,389</b>
<b>Revenue Grand Totals:</b>	<b>\$165,515</b>	<b>\$170,000</b>	<b>\$188,395</b>	<b>\$176,389</b>	<b>\$176,389</b>
<b>Expenditure Grand Totals:</b>	<b>\$154,247</b>	<b>\$176,389</b>	<b>\$0</b>	<b>\$176,389</b>	<b>\$176,389</b>
<b>Net Grand Totals:</b>	<b>\$11,268</b>	<b>-\$6,389</b>	<b>\$188,395</b>	<b>\$0</b>	<b>\$0</b>

**TOWN OF PARADISE**  
Fiscal Year 2024/2025

## 2215 - Abandoned Vehicle Abatement (AVA)

Summary

	2023 Actual Amount	2024 Amended Budget	YTD 2024 Actual Amount	2025 Department Requested	2025 Town Council Approved
<b>Fund: 2215 AVA Abandoned Vehicle Abatement</b>					
<b>Revenue</b>					
040 - Investment Revenue	\$317	\$0	\$0	\$0	\$0
050 - Intergovernmental Revenues	\$11,554	\$8,000	\$0	\$1,000	\$1,000
070 - Other Revenues	\$0	\$0	\$0	\$0	\$0
080 - Other Financing Sources	\$0	\$0	\$0	\$0	\$0
<b>Revenue Totals</b>	<b>\$11,871</b>	<b>\$8,000</b>	<b>\$0</b>	<b>\$1,000</b>	<b>\$1,000</b>
<b>Expenditures</b>					
010 - Salaries and Wages	\$0	\$0	\$0	\$0	\$0
015 - Other Employee Costs	\$0	\$0	\$0	\$0	\$0
020 - Supplies	\$358	\$500	\$69	\$500	\$500
030 - Postage Printing and Advertising	\$781	\$1,000	\$162	\$1,000	\$1,000
040 - Utilities	\$0	\$114	\$80	\$120	\$120
050 - Services	\$3,830	\$5,000	\$300	\$10,000	\$10,000
060 - Employee Development	\$0	\$0	\$0	\$0	\$0
070 - Other Costs	\$0	\$10,000	\$0	\$10,000	\$10,000
075 - Special Costs	\$0	\$0	\$0	\$0	\$0
080 - Capital Outlay	\$0	\$0	\$0	\$0	\$0
090 - Debt Service	\$0	\$0	\$0	\$0	\$0
095 - Other Financing Uses	\$3,024	\$10,000	\$0	\$0	\$0
<b>Expenditure Totals</b>	<b>\$7,992</b>	<b>\$26,614</b>	<b>\$611</b>	<b>\$21,620</b>	<b>\$21,620</b>
<b>Revenue Grand Totals:</b>	<b>\$11,871</b>	<b>\$8,000</b>	<b>\$0</b>	<b>\$1,000</b>	<b>\$1,000</b>
<b>Expenditure Grand Totals:</b>	<b>\$7,992</b>	<b>\$26,614</b>	<b>\$611</b>	<b>\$21,620</b>	<b>\$21,620</b>
<b>Net Grand Totals:</b>	<b>\$3,879</b>	<b>-\$18,614</b>	<b>-\$611</b>	<b>-\$20,620</b>	<b>-\$20,620</b>

**TOWN OF PARADISE**  
Fiscal Year 2024/2025

## 2297 - Grants Miscellaneous State

Summary

	2023 Actual Amount	2024 Amended Budget	YTD 2024 Actual Amount	2025 Department Requested	2025 Town Council Approved
<b>Fund: 2297 Grants Miscellaneous State</b>					
<b>Revenue</b>					
050 - Intergovernmental Revenues	\$38,442	\$0	\$0	\$0	\$0
<b>Revenue Totals</b>	<b>\$38,442</b>	<b>\$0</b>	<b>\$0</b>	<b>\$0</b>	<b>\$0</b>
<b>Expenditures</b>					
020 - Supplies	\$0	\$0	\$0	\$0	\$0
030 - Postage Printing and Advertising	\$0	\$0	\$0	\$0	\$0
040 - Utilities	\$0	\$0	\$0	\$0	\$0
050 - Services	\$0	\$0	\$0	\$2,440	\$2,440
060 - Employee Development	\$0	\$0	\$0	\$0	\$0
070 - Other Costs	\$0	\$0	\$0	\$0	\$0
075 - Special Costs	\$0	\$0	\$0	\$0	\$0
080 - Capital Outlay	\$0	\$0	\$0	\$0	\$0
095 - Other Financing Uses	\$23,442	\$0	\$0	\$0	\$0
<b>Expenditure Totals</b>	<b>\$23,442</b>	<b>\$0</b>	<b>\$0</b>	<b>\$2,440</b>	<b>\$2,440</b>
<b>Revenue Grand Totals:</b>	<b>\$38,442</b>	<b>\$0</b>	<b>\$0</b>	<b>\$0</b>	<b>\$0</b>
<b>Expenditure Grand Totals:</b>	<b>\$23,442</b>	<b>\$0</b>	<b>\$0</b>	<b>\$2,440</b>	<b>\$2,440</b>
<b>Net Grand Totals:</b>	<b>\$15,000</b>	<b>\$0</b>	<b>\$0</b>	<b>-\$2,440</b>	<b>-\$2,440</b>

**TOWN OF PARADISE**  
Fiscal Year 2024/2025

# 2300 - BHS Community Development Block Grant (CDBG) 2019 COVID Response

Summary

	2023 Actual Amount	2024 Amended Budget	YTD 2024 Actual Amount	2025 Department Requested	2025 Town Council Approved
<b>Fund: 2300 BHS CDBG 2019 COVID Response</b>					
<b>Revenue</b>					
040 - Investment Revenue	\$0	\$0	\$0	\$0	\$0
050 - Intergovernmental Revenues	\$0	\$208,000	\$0	\$194,860	\$194,860
<b>Revenue Totals</b>	<b>\$0</b>	<b>\$208,000</b>	<b>\$0</b>	<b>\$194,860</b>	<b>\$194,860</b>
<b>Expenditures</b>					
010 - Salaries and Wages	\$0	\$8,000	\$122	\$0	\$0
015 - Other Employee Costs	\$0	\$0	\$0	\$0	\$0
020 - Supplies	\$0	\$0	\$0	\$0	\$0
030 - Postage Printing and Advertising	\$0	\$0	\$0	\$0	\$0
050 - Services	\$0	\$200,000	\$0	\$4,860	\$4,860
075 - Special Costs	\$0	\$0	\$1,300	\$190,000	\$190,000
095 - Other Financing Uses	\$0	\$8,000	\$0	\$0	\$0
<b>Expenditure Totals</b>	<b>\$0</b>	<b>\$216,000</b>	<b>\$1,422</b>	<b>\$194,860</b>	<b>\$194,860</b>
<b>Revenue Grand Totals:</b>	<b>\$0</b>	<b>\$208,000</b>	<b>\$0</b>	<b>\$194,860</b>	<b>\$194,860</b>
<b>Expenditure Grand Totals:</b>	<b>\$0</b>	<b>\$216,000</b>	<b>\$1,422</b>	<b>\$194,860</b>	<b>\$194,860</b>
<b>Net Grand Totals:</b>	<b>\$0</b>	<b>-\$8,000</b>	<b>-\$1,422</b>	<b>\$0</b>	<b>\$0</b>



**TOWN OF PARADISE**  
Fiscal Year 2024/2025

**2301 - CDBG-DR**

Summary

	2023 Actual Amount	2024 Amended Budget	YTD 2024 Actual Amount	2025 Department Requested	2025 Town Council Approved
<b>Fund: 2301 CDBG-DR</b>					
<b>Revenue</b>					
040 - Investment Revenue	\$0	\$0	\$0	\$0	\$0
050 - Intergovernmental Revenues	\$1,549,711	\$72,422,874	\$7,048,294	\$58,943,843	\$58,943,843
080 - Other Financing Sources	\$0	\$0	\$0	\$0	\$0
<b>Revenue Totals</b>	<b>\$1,549,711</b>	<b>\$72,422,874</b>	<b>\$7,048,294</b>	<b>\$58,943,843</b>	<b>\$58,943,843</b>
<b>Expenditures</b>					
010 - Salaries and Wages	\$32,820	\$50,000	\$294,330	\$34,113	\$34,113
015 - Other Employee Costs	\$0	\$0	\$0	\$0	\$0
020 - Supplies	\$0	\$0	\$0	\$1,300	\$1,300
030 - Postage Printing and Advertising	\$1,385	\$0	\$851	\$0	\$0
040 - Utilities	\$0	\$0	\$346	\$0	\$0
050 - Services	\$191,375	\$11,950,000	\$3,889,637	\$29,397,699	\$29,397,699
060 - Employee Development	\$0	\$0	\$0	\$0	\$0
070 - Other Costs	\$0	\$0	\$0	\$0	\$0
075 - Special Costs	\$956,176	\$0	\$7,068,213	\$29,506,731	\$29,506,731
080 - Capital Outlay	\$0	\$0	\$0	\$4,000	\$4,000
095 - Other Financing Uses	\$2,554,036	\$60,472,874	\$144	\$0	\$0
<b>Expenditure Totals</b>	<b>\$3,735,792</b>	<b>\$72,472,874</b>	<b>\$11,253,521</b>	<b>\$58,943,843</b>	<b>\$58,943,843</b>
<b>Revenue Grand Totals:</b>	<b>\$1,549,711</b>	<b>\$72,422,874</b>	<b>\$7,048,294</b>	<b>\$58,943,843</b>	<b>\$58,943,843</b>
<b>Expenditure Grand Totals:</b>	<b>\$3,735,792</b>	<b>\$72,472,874</b>	<b>\$11,253,521</b>	<b>\$58,943,843</b>	<b>\$58,943,843</b>
<b>Net Grand Totals:</b>	<b>-\$2,186,080</b>	<b>-\$50,000</b>	<b>-\$4,205,228</b>	<b>\$0</b>	<b>\$0</b>

# TOWN OF PARADISE

Fiscal Year 2024/2025

## Department: 45 - Engineering

### Summary

	2023 Actual Amount	2024 Amended Budget	YTD 2024 Actual Amount	2025 Department Requested	2025 Town Council Approved
<b>Fund: 2301 CDBG-DR</b>					
<b>Expenditures</b>					
010 - Salaries and Wages	\$0	\$0	\$292,697	\$0	\$0
015 - Other Employee Costs	\$0	\$0	\$0	\$0	\$0
020 - Supplies	\$0	\$0	\$0	\$0	\$0
030 - Postage Printing and Advertising	\$0	\$0	\$494	\$0	\$0
040 - Utilities	\$0	\$0	\$437	\$0	\$0
050 - Services	\$0	\$0	\$3,830,654	\$28,647,699	\$28,647,699
060 - Employee Development	\$0	\$0	\$0	\$0	\$0
070 - Other Costs	\$0	\$0	\$0	\$0	\$0
075 - Special Costs	\$0	\$0	\$0	\$0	\$0
080 - Capital Outlay	\$0	\$0	\$0	\$0	\$0
<b>Expenditure Grand Totals:</b>	\$0	\$0	\$4,124,282	\$28,647,699	\$28,647,699

# TOWN OF PARADISE

Fiscal Year 2024/2025

## Department: 55 - Business & Housing

### Summary

	2023 Actual Amount	2024 Amended Budget	YTD 2024 Actual Amount	2025 Department Requested	2025 Town Council Approved
<b>Fund: 2301 CDBG-DR</b>					
<b>Expenditures</b>					
010 - Salaries and Wages	\$32,820	\$50,000	\$12,846	\$34,113	\$34,113
015 - Other Employee Costs	\$0	\$0	\$0	\$0	\$0
020 - Supplies	\$0	\$0	\$0	\$1,300	\$1,300
030 - Postage Printing and Advertising	\$1,385	\$0	\$357	\$0	\$0
040 - Utilities	\$0	\$0	\$0	\$0	\$0
050 - Services	\$191,375	\$11,950,000	\$307,167	\$700,000	\$700,000
070 - Other Costs	\$0	\$0	\$0	\$0	\$0
075 - Special Costs	\$956,176	\$0	\$7,068,213	\$29,506,731	\$29,506,731
080 - Capital Outlay	\$0	\$0	\$0	\$4,000	\$4,000
095 - Other Financing Uses	\$0	\$0	\$0	\$0	\$0
<b>Expenditure Grand Totals:</b>	\$1,181,756	\$12,000,000	\$7,388,583	\$30,246,144	\$30,246,144

TOWN OF PARADISE

Fiscal Year 2024/2025

**Department: 65 - Recovery & Economic Development**

Summary

	2023 Actual Amount	2024 Amended Budget	YTD 2024 Actual Amount	2025 Department Requested	2025 Town Council Approved
<b>Fund: 2301 CDBG-DR</b>					
<b>Expenditures</b>					
010 - Salaries and Wages	\$0	\$0	\$23,622	\$0	\$0
015 - Other Employee Costs	\$0	\$0	\$0	\$0	\$0
030 - Postage Printing and Advertising	\$0	\$0	\$0	\$0	\$0
050 - Services	\$0	\$0	\$95,240	\$50,000	\$50,000
070 - Other Costs	\$0	\$0	\$0	\$0	\$0
095 - Other Financing Uses	\$2,554,036	\$60,472,874	\$144	\$0	\$0
<b>Expenditure Grand Totals:</b>	\$2,554,036	\$60,472,874	\$119,006	\$50,000	\$50,000

**TOWN OF PARADISE**  
Fiscal Year 2024/2025

## 2320 - BHS 2020 BHS Community Development Block Grant (CDBG)

Summary

	2023 Actual Amount	2024 Amended Budget	YTD 2024 Actual Amount	2025 Department Requested	2025 Town Council Approved
<b>Fund: 2320 BHS 2020 CDBG Com Dev Block Grnt</b>					
<b>Revenue</b>					
040 - Investment Revenue	\$9	\$0	\$0	\$0	\$0
050 - Intergovernmental Revenues	\$157,299	\$43,600	\$872	\$17,580	\$17,580
070 - Other Revenues	\$0	\$0	\$0	\$4,514	\$4,514
<b>Revenue Totals</b>	<b>\$157,308</b>	<b>\$43,600</b>	<b>\$872</b>	<b>\$22,094</b>	<b>\$22,094</b>
<b>Expenditures</b>					
010 - Salaries and Wages	\$0	\$0	\$0	\$7,580	\$7,580
015 - Other Employee Costs	\$0	\$0	\$0	\$0	\$0
020 - Supplies	\$0	\$0	\$0	\$0	\$0
030 - Postage Printing and Advertising	\$332	\$0	\$0	\$0	\$0
040 - Utilities	\$0	\$0	\$0	\$0	\$0
050 - Services	\$0	\$0	\$0	\$0	\$0
070 - Other Costs	\$0	\$0	\$0	\$0	\$0
075 - Special Costs	\$120,291	\$0	\$0	\$0	\$0
080 - Capital Outlay	\$0	\$43,600	\$0	\$10,000	\$10,000
095 - Other Financing Uses	\$33,943	\$0	\$0	\$4,514	\$4,514
<b>Expenditure Totals</b>	<b>\$154,566</b>	<b>\$43,600</b>	<b>\$0</b>	<b>\$22,094</b>	<b>\$22,094</b>
<b>Revenue Grand Totals:</b>	<b>\$157,308</b>	<b>\$43,600</b>	<b>\$872</b>	<b>\$22,094</b>	<b>\$22,094</b>
<b>Expenditure Grand Totals:</b>	<b>\$154,566</b>	<b>\$43,600</b>	<b>\$0</b>	<b>\$22,094</b>	<b>\$22,094</b>
<b>Net Grand Totals:</b>	<b>\$2,742</b>	<b>\$0</b>	<b>\$872</b>	<b>\$0</b>	<b>\$0</b>

**TOWN OF PARADISE**  
Fiscal Year 2024/2025

## 2322 - BHS 2022 Community Development Block Grant (CDBG)

Summary

	2023 Actual Amount	2024 Amended Budget	YTD 2024 Actual Amount	2025 Department Requested	2025 Town Council Approved
<b>Fund: 2322 BHS 2022 CDBG Com Dev Block Grnt</b>					
<b>Revenue</b>					
040 - Investment Revenue	\$54	\$0	\$0	\$0	\$0
050 - Intergovernmental Revenues	\$87,768	\$12,899	\$1,053	\$12,899	\$12,899
<b>Revenue Totals</b>	<b>\$87,822</b>	<b>\$12,899</b>	<b>\$1,053</b>	<b>\$12,899</b>	<b>\$12,899</b>
<b>Expenditures</b>					
010 - Salaries and Wages	\$0	\$0	\$0	\$0	\$0
015 - Other Employee Costs	\$0	\$0	\$0	\$0	\$0
020 - Supplies	\$0	\$0	\$0	\$0	\$0
030 - Postage Printing and Advertising	\$88	\$0	\$0	\$0	\$0
050 - Services	\$0	\$12,899	\$0	\$0	\$0
070 - Other Costs	\$0	\$0	\$0	\$0	\$0
075 - Special Costs	\$15,748	\$0	\$0	\$0	\$0
080 - Capital Outlay	\$0	\$0	\$0	\$0	\$0
095 - Other Financing Uses	\$54,566	\$0	\$0	\$0	\$0
<b>Expenditure Totals</b>	<b>\$70,402</b>	<b>\$12,899</b>	<b>\$0</b>	<b>\$0</b>	<b>\$0</b>
<b>Revenue Grand Totals:</b>	<b>\$87,822</b>	<b>\$12,899</b>	<b>\$1,053</b>	<b>\$12,899</b>	<b>\$12,899</b>
<b>Expenditure Grand Totals:</b>	<b>\$70,402</b>	<b>\$12,899</b>	<b>\$0</b>	<b>\$0</b>	<b>\$0</b>
<b>Net Grand Totals:</b>	<b>\$17,420</b>	<b>\$0</b>	<b>\$1,053</b>	<b>\$12,899</b>	<b>\$12,899</b>

**TOWN OF PARADISE**  
Fiscal Year 2024/2025

## 2323 - BHS 2023 Community Development Block Grant (CDBG)

Summary

	2023 Actual Amount	2024 Amended Budget	YTD 2024 Actual Amount	2025 Department Requested	2025 Town Council Approved
<b>Fund: 2323 BHS 2023 CDBG Comm Dev Block Grn</b>					
<b>Revenue</b>					
010 - Taxes	\$0	\$0	\$0	\$0	\$0
040 - Investment Revenue	\$0	\$0	\$0	\$0	\$0
050 - Intergovernmental Revenues	\$0	\$100,691	\$19,243	\$65,000	\$65,000
070 - Other Revenues	\$0	\$0	\$0	\$49,455	\$49,455
080 - Other Financing Sources	\$0	\$0	\$0	\$0	\$0
<b>Revenue Totals</b>	<b>\$0</b>	<b>\$100,691</b>	<b>\$19,243</b>	<b>\$114,455</b>	<b>\$114,455</b>
<b>Expenditures</b>					
010 - Salaries and Wages	\$0	\$20,138	\$892	\$37,903	\$37,903
015 - Other Employee Costs	\$0	\$0	\$0	\$0	\$0
020 - Supplies	\$0	\$0	\$0	\$0	\$0
030 - Postage Printing and Advertising	\$0	\$0	\$0	\$0	\$0
040 - Utilities	\$0	\$0	\$0	\$0	\$0
050 - Services	\$0	\$0	\$0	\$0	\$0
060 - Employee Development	\$0	\$0	\$0	\$0	\$0
070 - Other Costs	\$0	\$0	\$0	\$0	\$0
075 - Special Costs	\$0	\$15,104	\$12,362	\$0	\$0
080 - Capital Outlay	\$0	\$65,449	\$0	\$60,000	\$60,000
095 - Other Financing Uses	\$0	\$20,138	\$0	\$16,552	\$16,552
<b>Expenditure Totals</b>	<b>\$0</b>	<b>\$120,829</b>	<b>\$0</b>	<b>\$114,455</b>	<b>\$114,455</b>
<b>Revenue Grand Totals:</b>	<b>\$0</b>	<b>\$100,691</b>	<b>\$19,243</b>	<b>\$114,455</b>	<b>\$114,455</b>
<b>Expenditure Grand Totals:</b>	<b>\$0</b>	<b>\$120,829</b>	<b>\$13,254</b>	<b>\$114,455</b>	<b>\$114,455</b>
<b>Net Grand Totals:</b>	<b>\$0</b>	<b>-\$20,138</b>	<b>\$5,988</b>	<b>\$0</b>	<b>\$0</b>

**TOWN OF PARADISE**  
Fiscal Year 2024/2025

## 2324 - BHS 2024 Community Development Block Grant (CDBG)

Summary

	2023 Actual Amount	2024 Amended Budget	YTD 2024 Actual Amount	2025 Department Requested	2025 Town Council Approved
<b>Fund: 2324 BHS 2024 CDBG Comm Dev Block Grn</b>					
<b>Revenue</b>					
050 - Intergovernmental Revenues	\$0	\$0	\$0	\$100,691	\$100,691
070 - Other Revenues	\$0	\$0	\$0	\$24,233	\$24,233
<b>Revenue Totals</b>	<b>\$0</b>	<b>\$0</b>	<b>\$0</b>	<b>\$124,924</b>	<b>\$124,924</b>
<b>Expenditures</b>					
010 - Salaries and Wages	\$0	\$0	\$0	\$11,371	\$11,371
015 - Other Employee Costs	\$0	\$0	\$0	\$0	\$0
030 - Postage Printing and Advertising	\$0	\$0	\$0	\$700	\$700
040 - Utilities	\$0	\$0	\$0	\$0	\$0
075 - Special Costs	\$0	\$0	\$0	\$75,553	\$75,553
095 - Other Financing Uses	\$0	\$0	\$0	\$6,019	\$6,019
<b>Expenditure Totals</b>	<b>\$0</b>	<b>\$0</b>	<b>\$0</b>	<b>\$93,643</b>	<b>\$93,643</b>
<b>Revenue Grand Totals:</b>	<b>\$0</b>	<b>\$0</b>	<b>\$0</b>	<b>\$124,924</b>	<b>\$124,924</b>
<b>Expenditure Grand Totals:</b>	<b>\$0</b>	<b>\$0</b>	<b>\$0</b>	<b>\$93,643</b>	<b>\$93,643</b>
<b>Net Grand Totals:</b>	<b>\$0</b>	<b>\$0</b>	<b>\$0</b>	<b>\$31,281</b>	<b>\$31,281</b>



**TOWN OF PARADISE**  
Fiscal Year 2024/2025

**2420 - BHS 2020 CalHome DA Grant**

Summary

	2023 Actual Amount	2024 Amended Budget	YTD 2024 Actual Amount	2025 Department Requested	2025 Town Council Approved
<b>Fund: 2420 BHS 2020 CalHome DA Grant</b>					
<b>Revenue</b>					
040 - Investment Revenue	\$0	\$0	\$0	\$0	\$0
050 - Intergovernmental Revenues	\$2,658,990	\$6,720,000	\$0	\$4,231,521	\$4,231,521
070 - Other Revenues	\$574	\$0	\$0	\$82,764	\$82,764
<b>Revenue Totals</b>	<b>\$2,659,565</b>	<b>\$6,720,000</b>	<b>\$0</b>	<b>\$4,314,285</b>	<b>\$4,314,285</b>
<b>Expenditures</b>					
010 - Salaries and Wages	\$0	\$0	\$28,020	\$197,101	\$197,101
015 - Other Employee Costs	\$0	\$0	\$0	\$0	\$0
020 - Supplies	\$0	\$0	\$57	\$300	\$300
030 - Postage Printing and Advertising	\$0	\$0	\$0	\$350	\$350
040 - Utilities	\$0	\$0	\$0	\$0	\$0
050 - Services	\$0	\$0	\$1,480	\$33,770	\$33,770
070 - Other Costs	\$0	\$0	\$0	\$0	\$0
075 - Special Costs	\$4,036,670	\$5,700,000	\$3,571,513	\$4,000,000	\$4,000,000
095 - Other Financing Uses	\$240,218	\$1,020,000	\$0	\$82,764	\$82,764
<b>Expenditure Totals</b>	<b>\$4,276,888</b>	<b>\$6,720,000</b>	<b>\$3,601,070</b>	<b>\$4,314,285</b>	<b>\$4,314,285</b>
<b>Revenue Grand Totals:</b>	<b>\$2,659,565</b>	<b>\$6,720,000</b>	<b>\$0</b>	<b>\$4,314,285</b>	<b>\$4,314,285</b>
<b>Expenditure Grand Totals:</b>	<b>\$4,276,888</b>	<b>\$6,720,000</b>	<b>\$3,601,070</b>	<b>\$4,314,285</b>	<b>\$4,314,285</b>
<b>Net Grand Totals:</b>	<b>-\$1,617,324</b>	<b>\$0</b>	<b>-\$3,601,070</b>	<b>\$0</b>	<b>\$0</b>

**TOWN OF PARADISE**  
Fiscal Year 2024/2025

## 2510 - Impact Fees Road Improvements

Summary

	2023 Actual Amount	2024 Amended Budget	YTD 2024 Actual Amount	2025 Department Requested	2025 Town Council Approved
<b>Fund: 2510 Impact Fees Road Improvements</b>					
<b>Revenue</b>					
020 - Licenses and Permits	\$17,240	\$14,000	\$9,043	\$14,000	\$14,000
040 - Investment Revenue	\$2,183	\$1,660	\$0	\$0	\$0
<b>Revenue Totals</b>	<b>\$19,423</b>	<b>\$15,660</b>	<b>\$9,043</b>	<b>\$14,000</b>	<b>\$14,000</b>
<b>Expenditures</b>					
075 - Special Costs	\$0	\$0	\$0	\$0	\$0
095 - Other Financing Uses	\$0	\$0	\$0	\$0	\$0
<b>Expenditure Totals</b>	<b>\$0</b>	<b>\$0</b>	<b>\$0</b>	<b>\$0</b>	<b>\$0</b>
<b>Revenue Grand Totals:</b>	<b>\$19,423</b>	<b>\$15,660</b>	<b>\$9,043</b>	<b>\$14,000</b>	<b>\$14,000</b>
<b>Expenditure Grand Totals:</b>	<b>\$0</b>	<b>\$0</b>	<b>\$0</b>	<b>\$0</b>	<b>\$0</b>
<b>Net Grand Totals:</b>	<b>\$19,423</b>	<b>\$15,660</b>	<b>\$9,043</b>	<b>\$14,000</b>	<b>\$14,000</b>

## 2520 - Impact Fees Signal Improvements

Summary

	2023 Actual Amount	2024 Amended Budget	YTD 2024 Actual Amount	2025 Department Requested	2025 Town Council Approved
<b>Fund: 2520 Impact Fees Signal Improvements</b>					
<b>Revenue</b>					
020 - Licenses and Permits	\$1,497	\$1,150	\$611	\$1,150	\$1,150
040 - Investment Revenue	\$250	\$0	\$0	\$0	\$0
<b>Revenue Totals</b>	<b>\$1,746</b>	<b>\$1,150</b>	<b>\$611</b>	<b>\$1,150</b>	<b>\$1,150</b>
<b>Expenditures</b>					
075 - Special Costs	\$0	\$0	\$0	\$0	\$0
095 - Other Financing Uses	\$0	\$0	\$0	\$0	\$0
<b>Expenditure Totals</b>	<b>\$0</b>	<b>\$0</b>	<b>\$0</b>	<b>\$0</b>	<b>\$0</b>
<b>Revenue Grand Totals:</b>	<b>\$1,746</b>	<b>\$1,150</b>	<b>\$611</b>	<b>\$1,150</b>	<b>\$1,150</b>
<b>Expenditure Grand Totals:</b>	<b>\$0</b>	<b>\$0</b>	<b>\$0</b>	<b>\$0</b>	<b>\$0</b>
<b>Net Grand Totals:</b>	<b>\$1,746</b>	<b>\$1,150</b>	<b>\$611</b>	<b>\$1,150</b>	<b>\$1,150</b>

**TOWN OF PARADISE**  
Fiscal Year 2024/2025

## 2521 - Signal Along SR 191 (Clark Rd)

Summary

	2023 Actual Amount	2024 Amended Budget	YTD 2024 Actual Amount	2025 Department Requested	2025 Town Council Approved
<b>Fund: 2521 Signal Along SR 191 (Clark Rd)</b>					
<b>Revenue</b>					
020 - Licenses and Permits	\$0	\$0	\$0	\$0	\$0
040 - Investment Revenue	\$19	\$25	\$0	\$25	\$25
<b>Revenue Totals</b>	\$19	\$25	\$0	\$25	\$25
<b>Expenditures</b>					
095 - Other Financing Uses	\$0	\$0	\$0	\$0	\$0
<b>Expenditure Totals</b>	\$0	\$0	\$0	\$0	\$0
<b>Revenue Grand Totals:</b>	\$19	\$25	\$0	\$25	\$25
<b>Expenditure Grand Totals:</b>	\$0	\$0	\$0	\$0	\$0
<b>Net Grand Totals:</b>	\$19	\$25	\$0	\$25	\$25

## 2540 - Impact Fees Police Facilities

### Summary

	2023 Actual Amount	2024 Amended Budget	YTD 2024 Actual Amount	2025 Department Requested	2025 Town Council Approved
<b>Fund: 2540 Impact Fees Police Facilities</b>					
<b>Revenue</b>					
020 - Licenses and Permits	\$2,700	\$2,300	\$1,025	\$2,300	\$2,300
040 - Investment Revenue	\$92	\$200	\$0	\$50	\$50
<b>Revenue Totals</b>	<b>\$2,792</b>	<b>\$2,500</b>	<b>\$1,025</b>	<b>\$2,350</b>	<b>\$2,350</b>
<b>Expenditures</b>					
075 - Special Costs	\$0	\$0	\$0	\$0	\$0
080 - Capital Outlay	\$0	\$0	\$0	\$0	\$0
095 - Other Financing Uses	\$0	\$0	\$0	\$0	\$0
<b>Expenditure Totals</b>	<b>\$0</b>	<b>\$0</b>	<b>\$0</b>	<b>\$0</b>	<b>\$0</b>
<b>Revenue Grand Totals:</b>	<b>\$2,792</b>	<b>\$2,500</b>	<b>\$1,025</b>	<b>\$2,350</b>	<b>\$2,350</b>
<b>Expenditure Grand Totals:</b>	<b>\$0</b>	<b>\$0</b>	<b>\$0</b>	<b>\$0</b>	<b>\$0</b>
<b>Net Grand Totals:</b>	<b>\$2,792</b>	<b>\$2,500</b>	<b>\$1,025</b>	<b>\$2,350</b>	<b>\$2,350</b>

TOWN OF PARADISE  
Fiscal Year 2024/2025

**2550 - Impact Fees Fire Facilities**

Summary

	2023 Actual Amount	2024 Amended Budget	YTD 2024 Actual Amount	2025 Department Requested	2025 Town Council Approved
<b>Fund: 2550 Impact Fees Fire Facilities</b>					
<b>Revenue</b>					
020 - Licenses and Permits	\$2,075	\$2,000	\$860	\$1,500	\$1,500
040 - Investment Revenue	\$132	\$200	\$0	\$0	\$0
<b>Revenue Totals</b>	<b>\$2,207</b>	<b>\$2,200</b>	<b>\$860</b>	<b>\$1,500</b>	<b>\$1,500</b>
<b>Expenditures</b>					
075 - Special Costs	\$0	\$0	\$0	\$0	\$0
095 - Other Financing Uses	\$0	\$0	\$0	\$0	\$0
<b>Expenditure Totals</b>	<b>\$0</b>	<b>\$0</b>	<b>\$0</b>	<b>\$0</b>	<b>\$0</b>
<b>Revenue Grand Totals:</b>	<b>\$2,207</b>	<b>\$2,200</b>	<b>\$860</b>	<b>\$1,500</b>	<b>\$1,500</b>
<b>Expenditure Grand Totals:</b>	<b>\$0</b>	<b>\$0</b>	<b>\$0</b>	<b>\$0</b>	<b>\$0</b>
<b>Net Grand Totals:</b>	<b>\$2,207</b>	<b>\$2,200</b>	<b>\$860</b>	<b>\$1,500</b>	<b>\$1,500</b>

**TOWN OF PARADISE**  
Fiscal Year 2024/2025

## 2551 - Impact Fees - Drainage

Summary

	2023 Actual Amount	2024 Amended Budget	YTD 2024 Actual Amount	2025 Department Requested	2025 Town Council Approved
<b>Fund: 2551 Impact Fees - Drainage</b>					
<b>Revenue</b>					
020 - Licenses and Permits	\$13,503	\$15,500	\$61,464	\$15,000	\$15,000
040 - Investment Revenue	\$2,245	\$1,500	\$0	\$0	\$0
050 - Intergovernmental Revenues	\$0	\$0	\$0	\$0	\$0
080 - Other Financing Sources	\$133,528	\$0	\$0	\$0	\$0
<b>Revenue Totals</b>	<b>\$149,276</b>	<b>\$17,000</b>	<b>\$61,464</b>	<b>\$15,000</b>	<b>\$15,000</b>
<b>Expenditures</b>					
040 - Utilities	\$0	\$0	\$0	\$0	\$0
050 - Services	\$0	\$0	\$50,418	\$77,500	\$77,500
070 - Other Costs	\$0	\$0	\$50,532	\$200,000	\$200,000
075 - Special Costs	\$0	\$0	\$0	\$0	\$0
095 - Other Financing Uses	\$342,947	\$100,000	\$0	\$0	\$0
<b>Expenditure Totals</b>	<b>\$342,947</b>	<b>\$100,000</b>	<b>\$100,949</b>	<b>\$277,500</b>	<b>\$277,500</b>
<b>Revenue Grand Totals:</b>	<b>\$149,276</b>	<b>\$17,000</b>	<b>\$61,464</b>	<b>\$15,000</b>	<b>\$15,000</b>
<b>Expenditure Grand Totals:</b>	<b>\$342,947</b>	<b>\$100,000</b>	<b>\$100,949</b>	<b>\$277,500</b>	<b>\$277,500</b>
<b>Net Grand Totals:</b>	<b>-\$193,671</b>	<b>-\$83,000</b>	<b>-\$39,485</b>	<b>-\$262,500</b>	<b>-\$262,500</b>

**TOWN OF PARADISE**  
Fiscal Year 2024/2025

## 2620 - BHS 2021 Home Grant (5yrs)

Summary

	2023 Actual Amount	2024 Amended Budget	YTD 2024 Actual Amount	2025 Department Requested	2025 Town Council Approved
<b>Fund: 2620 BHS 2021 Home Grant (5yrs)</b>					
<b>Revenue</b>					
040 - Investment Revenue	\$0	\$0	\$0	\$0	\$0
050 - Intergovernmental Revenues	\$0	\$0	\$0	\$719,159	\$719,159
070 - Other Revenues	\$0	\$0	\$0	\$7,523	\$7,523
<b>Revenue Totals</b>	<b>\$0</b>	<b>\$0</b>	<b>\$0</b>	<b>\$726,682</b>	<b>\$726,682</b>
<b>Expenditures</b>					
010 - Salaries and Wages	\$0	\$0	\$0	\$15,159	\$15,159
015 - Other Employee Costs	\$0	\$0	\$0	\$0	\$0
020 - Supplies	\$0	\$0	\$0	\$0	\$0
030 - Postage Printing and Advertising	\$0	\$0	\$0	\$0	\$0
050 - Services	\$0	\$0	\$0	\$4,000	\$4,000
075 - Special Costs	\$0	\$0	\$0	\$700,000	\$700,000
095 - Other Financing Uses	\$0	\$0	\$0	\$7,523	\$7,523
<b>Expenditure Totals</b>	<b>\$0</b>	<b>\$0</b>	<b>\$0</b>	<b>\$726,682</b>	<b>\$726,682</b>
<b>Revenue Grand Totals:</b>	<b>\$0</b>	<b>\$0</b>	<b>\$0</b>	<b>\$726,682</b>	<b>\$726,682</b>
<b>Expenditure Grand Totals:</b>	<b>\$0</b>	<b>\$0</b>	<b>\$0</b>	<b>\$726,682</b>	<b>\$726,682</b>
<b>Net Grand Totals:</b>	<b>\$0</b>	<b>\$0</b>	<b>\$0</b>	<b>\$0</b>	<b>\$0</b>



**TOWN OF PARADISE**  
Fiscal Year 2024/2025

## 2721 - PLHA - Perm Local Housing Alloc

Summary

	2023 Actual Amount	2024 Amended Budget	YTD 2024 Actual Amount	2025 Department Requested	2025 Town Council Approved
<b>Fund: 2721 PLHA - Perm Local Housing Alloc</b>					
<b>Revenue</b>					
040 - Investment Revenue	\$0	\$0	\$0	\$0	\$0
050 - Intergovernmental Revenues	\$0	\$0	\$210,000	\$170,000	\$170,000
<b>Revenue Totals</b>	<b>\$0</b>	<b>\$0</b>	<b>\$210,000</b>	<b>\$170,000</b>	<b>\$170,000</b>
<b>Expenditures</b>					
010 - Salaries and Wages	\$0	\$0	\$910	\$0	\$0
015 - Other Employee Costs	\$0	\$0	\$0	\$0	\$0
020 - Supplies	\$0	\$0	\$0	\$0	\$0
030 - Postage Printing and Advertising	\$0	\$0	\$0	\$0	\$0
050 - Services	\$0	\$0	\$200,000	\$0	\$0
070 - Other Costs	\$0	\$0	\$0	\$0	\$0
075 - Special Costs	\$0	\$0	\$75,000	\$170,000	\$170,000
<b>Expenditure Totals</b>	<b>\$0</b>	<b>\$0</b>	<b>\$275,910</b>	<b>\$170,000</b>	<b>\$170,000</b>
<b>Revenue Grand Totals:</b>	<b>\$0</b>	<b>\$0</b>	<b>\$210,000</b>	<b>\$170,000</b>	<b>\$170,000</b>
<b>Expenditure Grand Totals:</b>	<b>\$0</b>	<b>\$0</b>	<b>\$275,910</b>	<b>\$170,000</b>	<b>\$170,000</b>
<b>Net Grand Totals:</b>	<b>\$0</b>	<b>\$0</b>	<b>-\$65,910</b>	<b>\$0</b>	<b>\$0</b>

**TOWN OF PARADISE**  
Fiscal Year 2024/2025

## 2023 - TOP Housing Revolving Loans

Summary

	2023 Actual Amount	2024 Amended Budget	YTD 2024 Actual Amount	2025 Department Requested	2025 Town Council Approved
<b>Fund: 2023 TOP Housing Revolving Loans</b>					
<b>Revenue</b>					
040 - Investment Revenue	\$607	\$0	\$0	\$0	\$0
070 - Other Revenues	\$0	\$0	\$29,623	\$0	\$0
080 - Other Financing Sources	\$0	\$2,500	\$0	\$0	\$0
<b>Revenue Totals</b>	<b>\$607</b>	<b>\$2,500</b>	<b>\$29,623</b>	<b>\$0</b>	<b>\$0</b>
<b>Expenditures</b>					
010 - Salaries and Wages	\$0	\$0	\$489	\$0	\$0
015 - Other Employee Costs	\$0	\$0	\$0	\$0	\$0
040 - Utilities	\$0	\$0	\$0	\$0	\$0
050 - Services	\$0	\$0	\$0	\$0	\$0
070 - Other Costs	\$0	\$0	\$0	\$0	\$0
075 - Special Costs	\$4,700	\$0	\$42,374	\$29,623	\$29,623
<b>Expenditure Totals</b>	<b>\$4,700</b>	<b>\$0</b>	<b>\$42,863</b>	<b>\$29,623</b>	<b>\$29,623</b>
<b>Revenue Grand Totals:</b>	<b>\$607</b>	<b>\$2,500</b>	<b>\$29,623</b>	<b>\$0</b>	<b>\$0</b>
<b>Expenditure Grand Totals:</b>	<b>\$4,700</b>	<b>\$0</b>	<b>\$42,863</b>	<b>\$29,623</b>	<b>\$29,623</b>
<b>Net Grand Totals:</b>	<b>-\$4,093</b>	<b>\$2,500</b>	<b>-\$13,240</b>	<b>-\$29,623</b>	<b>-\$29,623</b>

**TOWN OF PARADISE**  
Fiscal Year 2024/2025

## 5900 - Transit Fund

Summary

	2023 Actual Amount	2024 Amended Budget	YTD 2024 Actual Amount	2025 Department Requested	2025 Town Council Approved
<b>Fund: 5900 Transit Fund</b>					
<b>Revenue</b>					
040 - Investment Revenue	\$0	\$0	\$0	\$0	\$0
050 - Intergovernmental Revenues	\$0	\$0	\$0	\$0	\$0
070 - Other Revenues	\$1,731	\$1,000	\$1,080	\$1,000	\$1,000
080 - Other Financing Sources	\$0	\$0	\$0	\$0	\$0
<b>Revenue Totals</b>	<b>\$1,731</b>	<b>\$1,000</b>	<b>\$1,080</b>	<b>\$1,000</b>	<b>\$1,000</b>
<b>Expenditures</b>					
010 - Salaries and Wages	\$0	\$0	\$0	\$0	\$0
015 - Other Employee Costs	\$0	\$0	\$0	\$0	\$0
020 - Supplies	\$0	\$0	\$0	\$0	\$0
040 - Utilities	\$0	\$0	\$0	\$0	\$0
050 - Services	\$0	\$0	\$0	\$0	\$0
060 - Employee Development	\$0	\$0	\$0	\$0	\$0
070 - Other Costs	\$1,731	\$1,000	\$830	\$1,000	\$1,000
075 - Special Costs	\$0	\$0	\$0	\$0	\$0
090 - Debt Service	\$0	\$0	\$0	\$0	\$0
095 - Other Financing Uses	\$0	\$0	\$0	\$0	\$0
<b>Expenditure Totals</b>	<b>\$1,731</b>	<b>\$1,000</b>	<b>\$830</b>	<b>\$1,000</b>	<b>\$1,000</b>
<b>Revenue Grand Totals:</b>	<b>\$1,731</b>	<b>\$1,000</b>	<b>\$1,080</b>	<b>\$1,000</b>	<b>\$1,000</b>
<b>Expenditure Grand Totals:</b>	<b>\$1,731</b>	<b>\$1,000</b>	<b>\$830</b>	<b>\$1,000</b>	<b>\$1,000</b>
<b>Net Grand Totals:</b>	<b>\$0</b>	<b>\$0</b>	<b>\$251</b>	<b>\$0</b>	<b>\$0</b>

**TOWN OF PARADISE**  
Fiscal Year 2024/2025

## 7624 - SMIP Strong Motion Impl Prog

Summary

	2023 Actual Amount	2024 Amended Budget	YTD 2024 Actual Amount	2025 Department Requested	2025 Town Council Approved
<b>Fund: 7624 SMIP Strong Motion Impl Prog</b>					
<b>Revenue</b>					
001 - Enterprise Revenues	\$911	\$1,900	\$9,312	\$2,000	\$2,000
040 - Investment Revenue	\$42	\$0	\$0	\$0	\$0
<b>Revenue Totals</b>	<b>\$953</b>	<b>\$1,900</b>	<b>\$9,312</b>	<b>\$2,000</b>	<b>\$2,000</b>
<b>Expenditures</b>					
070 - Other Costs	\$0	\$0	\$0	\$0	\$0
075 - Special Costs	\$0	\$0	\$0	\$0	\$0
<b>Expenditure Totals</b>	<b>\$0</b>	<b>\$0</b>	<b>\$0</b>	<b>\$0</b>	<b>\$0</b>
<b>Revenue Grand Totals:</b>	<b>\$953</b>	<b>\$1,900</b>	<b>\$9,312</b>	<b>\$2,000</b>	<b>\$2,000</b>
<b>Expenditure Grand Totals:</b>	<b>\$0</b>	<b>\$0</b>	<b>\$0</b>	<b>\$0</b>	<b>\$0</b>
<b>Net Grand Totals:</b>	<b>\$953</b>	<b>\$1,900</b>	<b>\$9,312</b>	<b>\$2,000</b>	<b>\$2,000</b>

**TOWN OF PARADISE**  
Fiscal Year 2024/2025

## 7626 - Traffic Safety Impound Fund

Summary

	2023 Actual Amount	2024 Amended Budget	YTD 2024 Actual Amount	2025 Department Requested	2025 Town Council Approved
<b>Fund: 7626 Traffic Safety Impound Fund</b>					
<b>Revenue</b>					
040 - Investment Revenue	\$197	\$350	\$0	\$0	\$0
060 - Charges for Services	\$6,750	\$6,200	\$8,999	\$6,200	\$6,200
<b>Revenue Totals</b>	<b>\$6,947</b>	<b>\$6,550</b>	<b>\$8,999</b>	<b>\$6,200</b>	<b>\$6,200</b>
<b>Expenditures</b>					
010 - Salaries and Wages	\$0	\$0	\$0	\$0	\$0
020 - Supplies	\$0	\$0	\$4,731	\$6,200	\$6,200
030 - Postage Printing and Advertising	\$0	\$0	\$0	\$0	\$0
050 - Services	\$0	\$0	\$0	\$7,300	\$7,300
075 - Special Costs	\$0	\$0	\$0	\$0	\$0
080 - Capital Outlay	\$0	\$0	\$0	\$0	\$0
095 - Other Financing Uses	\$0	\$0	\$0	\$0	\$0
<b>Expenditure Totals</b>	<b>\$0</b>	<b>\$0</b>	<b>\$4,731</b>	<b>\$13,500</b>	<b>\$13,500</b>
<b>Revenue Grand Totals:</b>	<b>\$6,947</b>	<b>\$6,550</b>	<b>\$8,999</b>	<b>\$6,200</b>	<b>\$6,200</b>
<b>Expenditure Grand Totals:</b>	<b>\$0</b>	<b>\$0</b>	<b>\$4,731</b>	<b>\$13,500</b>	<b>\$13,500</b>
<b>Net Grand Totals:</b>	<b>\$6,947</b>	<b>\$6,550</b>	<b>\$4,268</b>	<b>-\$7,300</b>	<b>-\$7,300</b>

**TOWN OF PARADISE**  
Fiscal Year 2024/2025

## 7627 - Tech Equip Replacement/Update

Summary

	2023 Actual Amount	2024 Amended Budget	YTD 2024 Actual Amount	2025 Department Requested	2025 Town Council Approved
<b>Fund: 7627 Tech Equip Replacement/Update</b>					
<b>Revenue</b>					
040 - Investment Revenue	\$0	\$0	\$0	\$0	\$0
060 - Charges for Services	\$366,001	\$270,000	\$288,584	\$280,000	\$280,000
<b>Revenue Totals</b>	\$366,001	\$270,000	\$288,584	\$280,000	\$280,000
<b>Expenditures</b>					
010 - Salaries and Wages	\$513,123	\$224,000	\$0	\$224,000	\$224,000
050 - Services	\$0	\$0	\$0	\$0	\$0
070 - Other Costs	\$0	\$0	\$0	\$0	\$0
075 - Special Costs	\$0	\$0	\$0	\$0	\$0
080 - Capital Outlay	\$0	\$0	\$0	\$0	\$0
095 - Other Financing Uses	\$0	\$46,000	\$0	\$51,400	\$51,400
<b>Expenditure Totals</b>	\$513,123	\$270,000	\$0	\$275,400	\$275,400
<b>Revenue Grand Totals:</b>	\$366,001	\$270,000	\$288,584	\$280,000	\$280,000
<b>Expenditure Grand Totals:</b>	\$513,123	\$270,000	\$0	\$275,400	\$275,400
<b>Net Grand Totals:</b>	-\$147,122	\$0	\$288,584	\$4,600	\$4,600

**TOWN OF PARADISE**  
Fiscal Year 2024/2025

# 7628 - General Plan Update

Summary

	2023 Actual Amount	2024 Amended Budget	YTD 2024 Actual Amount	2025 Department Requested	2025 Town Council Approved
<b>Fund: 7628 General Plan Update</b>					
<b>Revenue</b>					
040 - Investment Revenue	\$6,156	\$0	\$0	\$0	\$0
050 - Intergovernmental Revenues	\$73,303	\$0	\$0	\$0	\$0
060 - Charges for Services	\$320,290	\$264,000	\$236,168	\$250,000	\$250,000
<b>Revenue Totals</b>	<b>\$399,749</b>	<b>\$264,000</b>	<b>\$236,168</b>	<b>\$250,000</b>	<b>\$250,000</b>
<b>Expenditures</b>					
050 - Services	\$0	\$0	\$6,745	\$800,000	\$800,000
070 - Other Costs	\$0	\$0	\$0	\$0	\$0
075 - Special Costs	\$0	\$0	\$0	\$0	\$0
095 - Other Financing Uses	\$73,303	\$800,000	\$0	\$0	\$0
<b>Expenditure Totals</b>	<b>\$73,303</b>	<b>\$800,000</b>	<b>\$6,745</b>	<b>\$800,000</b>	<b>\$800,000</b>
<b>Revenue Grand Totals:</b>	<b>\$399,749</b>	<b>\$264,000</b>	<b>\$236,168</b>	<b>\$250,000</b>	<b>\$250,000</b>
<b>Expenditure Grand Totals:</b>	<b>\$73,303</b>	<b>\$800,000</b>	<b>\$6,745</b>	<b>\$800,000</b>	<b>\$800,000</b>
<b>Net Grand Totals:</b>	<b>\$326,446</b>	<b>-\$536,000</b>	<b>\$229,424</b>	<b>-\$550,000</b>	<b>-\$550,000</b>

**TOWN OF PARADISE**  
Fiscal Year 2024/2025

## 7640 - Disability Access and Education

Summary

	2023 Actual Amount	2024 Amended Budget	YTD 2024 Actual Amount	2025 Department Requested	2025 Town Council Approved
<b>Fund: 7640 Disability Access and Education</b>					
<b>Revenue</b>					
040 - Investment Revenue	\$12	\$0	\$0	\$0	\$0
070 - Other Revenues	\$1,126	\$1,000	\$1,648	\$1,400	\$1,400
<b>Revenue Totals</b>	<b>\$1,138</b>	<b>\$1,000</b>	<b>\$1,648</b>	<b>\$1,400</b>	<b>\$1,400</b>
<b>Expenditures</b>					
070 - Other Costs	\$322	\$2,400	\$0	\$1,400	\$1,400
095 - Other Financing Uses	\$0	\$1,400	\$0	\$0	\$0
<b>Expenditure Totals</b>	<b>\$322</b>	<b>\$3,800</b>	<b>\$0</b>	<b>\$1,400</b>	<b>\$1,400</b>
<b>Revenue Grand Totals:</b>	<b>\$1,138</b>	<b>\$1,000</b>	<b>\$1,648</b>	<b>\$1,400</b>	<b>\$1,400</b>
<b>Expenditure Grand Totals:</b>	<b>\$322</b>	<b>\$3,800</b>	<b>\$0</b>	<b>\$1,400</b>	<b>\$1,400</b>
<b>Net Grand Totals:</b>	<b>\$816</b>	<b>-\$2,800</b>	<b>\$1,648</b>	<b>\$0</b>	<b>\$0</b>



**TOWN OF PARADISE**  
Fiscal Year 2024/2025

## 7805 - VIPS Volunteers in Police Servic

Summary

	2023 Actual Amount	2024 Amended Budget	YTD 2024 Actual Amount	2025 Department Requested	2025 Town Council Approved
<b>Fund: 7805 VIPS Volunteers in Police Servic</b>					
<b>Revenue</b>					
040 - Investment Revenue	\$31	\$50	\$0	\$0	\$0
060 - Charges for Services	\$0	\$0	\$0	\$0	\$0
070 - Other Revenues	\$455	\$100	\$8,660	\$800	\$800
080 - Other Financing Sources	\$0	\$0	\$0	\$0	\$0
<b>Revenue Totals</b>	<b>\$486</b>	<b>\$150</b>	<b>\$8,660</b>	<b>\$800</b>	<b>\$800</b>
<b>Expenditures</b>					
020 - Supplies	\$1,512	\$500	\$366	\$500	\$500
030 - Postage Printing and Advertising	\$0	\$0	\$0	\$0	\$0
050 - Services	\$0	\$0	\$0	\$0	\$0
060 - Employee Development	\$0	\$300	\$0	\$300	\$300
070 - Other Costs	\$0	\$0	\$0	\$0	\$0
075 - Special Costs	\$0	\$0	\$0	\$0	\$0
080 - Capital Outlay	\$0	\$0	\$15,141	\$0	\$0
090 - Debt Service	\$0	\$0	\$0	\$0	\$0
<b>Expenditure Totals</b>	<b>\$1,512</b>	<b>\$800</b>	<b>\$15,507</b>	<b>\$800</b>	<b>\$800</b>
<b>Revenue Grand Totals:</b>	<b>\$486</b>	<b>\$150</b>	<b>\$8,660</b>	<b>\$800</b>	<b>\$800</b>
<b>Expenditure Grand Totals:</b>	<b>\$1,512</b>	<b>\$800</b>	<b>\$15,507</b>	<b>\$800</b>	<b>\$800</b>
<b>Net Grand Totals:</b>	<b>-\$1,027</b>	<b>-\$650</b>	<b>-\$6,847</b>	<b>\$0</b>	<b>\$0</b>

**TOWN OF PARADISE**  
Fiscal Year 2024/2025

## 7808 - Canine Protection Unit Donations

Summary

	2023 Actual Amount	2024 Amended Budget	YTD 2024 Actual Amount	2025 Department Requested	2025 Town Council Approved
<b>Fund: 7808 Canine Protection Unit Donations</b>					
<b>Revenue</b>					
040 - Investment Revenue	\$43	\$0	\$0	\$0	\$0
070 - Other Revenues	\$9,757	\$5,000	\$5,017	\$1,000	\$1,000
<b>Revenue Totals</b>	<b>\$9,800</b>	<b>\$5,000</b>	<b>\$5,017</b>	<b>\$1,000</b>	<b>\$1,000</b>
<b>Expenditures</b>					
020 - Supplies	\$5,335	\$2,000	\$3,358	\$1,000	\$1,000
050 - Services	\$0	\$0	\$0	\$0	\$0
060 - Employee Development	\$1,500	\$0	\$0	\$0	\$0
075 - Special Costs	\$0	\$0	\$0	\$0	\$0
080 - Capital Outlay	\$0	\$0	\$0	\$0	\$0
<b>Expenditure Totals</b>	<b>\$6,835</b>	<b>\$2,000</b>	<b>\$3,358</b>	<b>\$1,000</b>	<b>\$1,000</b>
<b>Revenue Grand Totals:</b>	<b>\$9,800</b>	<b>\$5,000</b>	<b>\$5,017</b>	<b>\$1,000</b>	<b>\$1,000</b>
<b>Expenditure Grand Totals:</b>	<b>\$6,835</b>	<b>\$2,000</b>	<b>\$3,358</b>	<b>\$1,000</b>	<b>\$1,000</b>
<b>Net Grand Totals:</b>	<b>\$2,965</b>	<b>\$3,000</b>	<b>\$1,659</b>	<b>\$0</b>	<b>\$0</b>

**TOWN OF PARADISE**  
Fiscal Year 2024/2025

## 7811 - Animal Control Misc Donations

Summary

	2023 Actual Amount	2024 Amended Budget	YTD 2024 Actual Amount	2025 Department Requested	2025 Town Council Approved
<b>Fund: 7811 Animal Control Misc Donations</b>					
<b>Revenue</b>					
040 - Investment Revenue	\$175	\$0	\$0	\$0	\$0
070 - Other Revenues	\$23,095	\$3,400	\$5,265	\$1,000	\$1,000
<b>Revenue Totals</b>	<b>\$23,270</b>	<b>\$3,400</b>	<b>\$5,265</b>	<b>\$1,000</b>	<b>\$1,000</b>
<b>Expenditures</b>					
020 - Supplies	\$0	\$0	\$0	\$1,000	\$1,000
050 - Services	\$0	\$0	\$0	\$0	\$0
070 - Other Costs	\$0	\$0	\$0	\$0	\$0
075 - Special Costs	\$0	\$0	\$0	\$0	\$0
080 - Capital Outlay	\$0	\$0	\$0	\$0	\$0
095 - Other Financing Uses	\$6,917	\$6,917	\$0	\$0	\$0
<b>Expenditure Totals</b>	<b>\$6,917</b>	<b>\$6,917</b>	<b>\$0</b>	<b>\$1,000</b>	<b>\$1,000</b>
<b>Revenue Grand Totals:</b>	<b>\$23,270</b>	<b>\$3,400</b>	<b>\$5,265</b>	<b>\$1,000</b>	<b>\$1,000</b>
<b>Expenditure Grand Totals:</b>	<b>\$6,917</b>	<b>\$6,917</b>	<b>\$0</b>	<b>\$1,000</b>	<b>\$1,000</b>
<b>Net Grand Totals:</b>	<b>\$16,353</b>	<b>-\$3,517</b>	<b>\$5,265</b>	<b>\$0</b>	<b>\$0</b>



**Successor Agency**

**FY 2024-25**

**TOWN OF PARADISE**  
Fiscal Year 2024/2025

## 7650 - TOP as Successor RDA

Summary

	2023 Actual Amount	2024 Amended Budget	YTD 2024 Actual Amount	2025 Department Requested	2025 Town Council Approved
<b>Fund: 7650 TOP as Successor RDA</b>					
<b>Revenue</b>					
010 - Taxes	\$0	\$0	\$104,548	\$130,000	\$130,000
040 - Investment Revenue	\$3,709	\$0	\$2,884	\$0	\$0
060 - Charges for Services	\$0	\$0	\$0	\$0	\$0
070 - Other Revenues	\$0	\$0	\$0	\$0	\$0
080 - Other Financing Sources	\$32,385	\$40,500	\$23,240	\$0	\$0
<b>Revenue Totals</b>	<b>\$36,095</b>	<b>\$40,500</b>	<b>\$130,673</b>	<b>\$130,000</b>	<b>\$130,000</b>
<b>Expenditures</b>					
010 - Salaries and Wages	\$0	\$0	\$0	\$0	\$0
015 - Other Employee Costs	\$0	\$0	\$0	\$0	\$0
030 - Postage Printing and Advertising	\$0	\$0	\$0	\$0	\$0
050 - Services	\$34,219	\$33,300	\$10,870	\$0	\$0
075 - Special Costs	\$22	\$0	\$0	\$0	\$0
090 - Debt Service	\$154,268	\$6,000	\$0	\$113,800	\$113,800
095 - Other Financing Uses	\$16,200	\$16,200	\$0	\$16,200	\$16,200
<b>Expenditure Totals</b>	<b>\$204,709</b>	<b>\$55,500</b>	<b>\$10,870</b>	<b>\$130,000</b>	<b>\$130,000</b>
<b>Revenue Grand Totals:</b>	<b>\$36,095</b>	<b>\$40,500</b>	<b>\$130,673</b>	<b>\$130,000</b>	<b>\$130,000</b>
<b>Expenditure Grand Totals:</b>	<b>\$204,709</b>	<b>\$55,500</b>	<b>\$10,870</b>	<b>\$130,000</b>	<b>\$130,000</b>
<b>Net Grand Totals:</b>	<b>-\$168,614</b>	<b>-\$15,000</b>	<b>\$119,802</b>	<b>\$0</b>	<b>\$0</b>

# TOWN OF PARADISE

# Budget Worksheet Report

G/L Account Number		Account Description	2023 Actual Amount	2024 Amended Budget	YTD 2024 Actual Amount	2025 Department Requested
<b>Fund: 7650 - TOP as Successor RDA</b>						
<b>REVENUES</b>						
<b>Department: 60 - RDA</b>						
<b>Program: 4975 - Successor RDANH Operations</b>						
7650.60.4975.3110.350		Property Tax Redevelopment Trust Receipts	\$0	\$0	\$104,548	\$130,000
7650.60.4975.3610.100		Interest Revenue Investments Investments	\$3,709	\$0	\$3,626	\$0
7650.60.4975.3910.010		Transfers In From General Fund	\$0	\$40,500	\$0	\$0
7650.60.4975.3910.924		Transfers In From RDA Obligation Retirement	\$32,385	\$0	\$23,240	\$0
<b>Program Total: 4975 - Successor RDANH Operations</b>			<b>\$36,095</b>	<b>\$40,500</b>	<b>\$131,414</b>	<b>\$130,000</b>
<b>Department Total: 60 - RDA</b>			<b>\$36,095</b>	<b>\$40,500</b>	<b>\$131,414</b>	<b>\$130,000</b>
<b>REVENUES Total</b>			<b>\$36,095</b>	<b>\$40,500</b>	<b>\$131,414</b>	<b>\$130,000</b>
<b>EXPENSES</b>						
<b>Department: 60 - RDA</b>						
<b>Program: 4975 - Successor RDANH Operations</b>						
7650.60.4975.5213.100		Services, Professional and Contract Services General	\$34,219	\$33,300	\$10,870	\$0
7650.60.4975.5225		Bank Fees and Charges	\$22	\$0	\$0	\$0
7650.60.4975.5500		Bond Payments - Fiscal Agent	\$8,500	\$6,000	\$0	\$0
7650.60.4975.5502		Debt Service Payment - Interest	\$145,768	\$0	\$0	\$113,800
7650.60.4975.5910.010		Transfers Out To General Fund	\$16,200	\$16,200	\$0	\$16,200
<b>Program Total: 4975 - Successor RDANH Operations</b>			<b>\$204,709</b>	<b>\$55,500</b>	<b>\$10,870</b>	<b>\$130,000</b>
<b>Department Total: 60 - RDA</b>			<b>\$204,709</b>	<b>\$55,500</b>	<b>\$10,870</b>	<b>\$130,000</b>
<b>EXPENSES Total</b>			<b>\$204,709</b>	<b>\$55,500</b>	<b>\$10,870</b>	<b>\$130,000</b>
<b>Fund REVENUE Total: 7650 - TOP as Successor RDA</b>			<b>\$36,095</b>	<b>\$40,500</b>	<b>\$131,414</b>	<b>\$130,000</b>
<b>Fund EXPENSE Total: 7650 - TOP as Successor RDA</b>			<b>\$204,709</b>	<b>\$55,500</b>	<b>\$10,870</b>	<b>\$130,000</b>
<b>Fund Total: 7650 - TOP as Successor RDA</b>			<b>-\$168,614</b>	<b>-\$15,000</b>	<b>\$120,543</b>	<b>\$0</b>
<b>REVENUE GRAND Totals:</b>			<b>\$36,095</b>	<b>\$40,500</b>	<b>\$131,414</b>	<b>\$130,000</b>
<b>EXPENSE GRAND Totals:</b>			<b>\$204,709</b>	<b>\$55,500</b>	<b>\$10,870</b>	<b>\$130,000</b>
<b>Grand Totals:</b>			<b>-\$168,614</b>	<b>-\$15,000</b>	<b>\$120,543</b>	<b>\$0</b>



**Resolutions**

**FY 2024-25**

**TOWN OF PARADISE  
RESOLUTION NO. 2024-\_\_\_\_\_**

**A RESOLUTION OF THE TOWN COUNCIL OF THE TOWN OF PARADISE ADOPTING THE FINAL BUDGET FOR THE TOWN OF PARADISE INCLUDING ALL ATTACHMENTS, APPENDICIES AND OTHER RELATED DOCUMENTS FOR THE 2024-2025 FY ENDING JUNE 30, 2025**

**WHEREAS**, the Town council has reviewed the proposed preliminary 2024-2025 budget that was presented during a budget meeting on June 18, 2024.

**NOW, THEREFORE, BE IT RESOLVED**, that the Town Council after this review has determined the following budget appropriations and operating transfers for the fiscal Year 2024-2025.

**PROPOSED FISCAL YEAR ANNUAL APPROPRIATIONS AND TRANSFERS  
BY FUNDING SOURCES FOR FISCAL YEAR ENDING JUNE 30, 2025.**

Fund	Description	Fiscal Year Appropriations	Operating Transfer IN	Operating Transfer OUT
<b>GOVERNMENTAL FUNDS</b>				
1010	General Fund without Measure "V"	21,057,053	(13,256,514)	1,143,659
1010	Measure "V"	1,895,600	-	-
7700	Paradise Recovery & Operations Fund	68,000	-	(12,902,643)
7701	Recovery Projects Fund	1,708,500	-	-
7702	Paradise Recovery and Operations Emergency Reserve Fund	8,500	-	-
<b>Administration</b>				
7627	Tech Equipment Replacement Fund	224,000	51,400	-
<b>Total Special Revenue Administration Funds</b>		<b>224,000</b>	<b>51,400</b>	<b>-</b>
<b>Business and Housing Services</b>				
2162	BHS - HOME Loan Fund	773,404	18,057	-
2163	BHS - Cal Home Loan Fund	644,973	15,047	-
2300	BHS - CDBG 2019 Covid Response	194,860	-	-
2320	BHS - 2020 CDBG	17,580	4,514	-



Fund	Description	Fiscal Year		
		Appropriations		
2321	BHS - 2021 CDBG	-	-	-
2322	BHS - 2022 CDBG	-	-	-
2323	BHS 2023 CDBG Comm Dev Block Grn	97,903	16,552	-
2324	BHS 2024 CDBG Comm Dev Block Grn	87,624	6,019	-
2420	BHS - 2020 Cal Home DA Grant	4,231,521	82,764	-
			-	-
<b>Total Special Revenue Business &amp; Housing Funds</b>		<b>6,966,647</b>	<b>150,476</b>	<b>-</b>
<b>Community Development</b>				
2030	Building Safety & Waste Water Services	3,121,414	375,023	51,400
2215	Abandoned Vehicle Abatement (AVA)	21,620	-	-
7628	General Plan Update Fund	800,000	-	-
7640	Disability Access and Education	1,400	-	-
			-	-
<b>Total Special Revenue Community Development Funds</b>		<b>3,944,434</b>	<b>375,023</b>	<b>51,400</b>
<b>Disaster Management and Recovery</b>				
2090	Camp Fire Recovery	8,652,399	-	(13,210)
2095	COVID-19	463,126	-	-
			-	-
<b>Total Disaster Management and Recovery Funds</b>		<b>9,115,525</b>	<b>-</b>	<b>(13,210)</b>
<b>Public Safety</b>				
2070	Animal Control Fund	433,827	70,755	(340,661)
2140	Traffic Safety Fines & Fees	9,900	-	-
2202	Office of Traffic Safety Police	5,900	-	-
2204	State SLESF Fund	176,389	176,389	-
7808	Canine Protection Unit Donation Fund	1,000	-	-
7811	Animal Control Misc Donation Fund	1,000	-	-
			-	-
<b>Total Special Revenue Public Safety Funds</b>		<b>641,516</b>	<b>247,144</b>	<b>(340,661)</b>

**Public Works**

2120	Gas Tax	1,955,625	342,315	-
5900	Transit Fund	1,000	-	-
			-	-
<b>Total Special Revenue Public Works Funds</b>		<b>2,234,125</b>	<b>342,315</b>	-
			-	-
<b>Total Special Revenue Funds</b>		<b>23,126,247</b>	<b>1,166,358</b>	<b>(302,471)</b>

<b>Fund</b>	<b>Description</b>	<b>Fiscal Year Appropriations</b>		
			-	-
2100	Capital Improvement Projects Fund	-	-	-
2105	Disaster Recovery Projects Fund	-	-	-
2110	Transportation Fund	224,424	12,501	-
2112	Federal Congestion Management Air Quality	123,377	-	-
2113	LTCAP	770,000	-	-
2130	State Water Board	-	-	-
2132	HSIP - Highway Safety Improvement Program	117,000	-	-
2133	Active Transportation Program	2,049,619	-	-
2136	FEMA Grants FHMG	7,343,029	-	-
2137	Economic Development Admin (EDA)	-	-	-
2138	USDA Fund	-	-	-
2139	Federal-Aid Highway Act (FHWA)	5,383,385	-	-
2298	Grants Misc. Federal One Time	-	-	-
2299	Grants Misc. One Time	-	-	-
2301	CDBG-DR	58,943,843	-	-
			-	-
<b>Total Capital Project Funds</b>		<b>74,957,117</b>	<b>12,501</b>	-

Fund	Description	Fiscal Year Appropriations	Operating Transfer IN	Operating Transfer OUT
<b>FIDUCIARY FUNDS</b>				
7611	GASB 45 Retiree Medical Trust	-	-	-
	<b>Total Other Employee Benefit Trust Funds</b>	-	-	-
7805	VIPS (Volunteers in Police Service)	800	-	-
	<b>Total Private-Purpose Trust Funds</b>	<b>800</b>	-	-
2924	RDA Obligation Retirement Fund	-	-	-
7650	Successor Agency to RDA NH	113,800	16,200	-
	<b>Total Successor Agency to Paradise RDA</b>	<b>113,800</b>	<b>16,200</b>	-

Resolution No.

**PASSED AND ADOPTED** by the Town Council of the Town of Paradise this 9th Day of July, 2024

By the following vote:

AYES:

NOES:

ABSENT:

NOT VOTING:

ATTEST:

\_\_\_\_\_  
Ronald Lassonde, Mayor

By:

\_\_\_\_\_  
Melanie Elvis, Deputy Town Clerk

APPROVED AS TO FORM:

\_\_\_\_\_  
Scott E. Huber, Town Attorney

**TOWN OF PARADISE  
RESOLUTION NO. 2024-\_\_\_\_\_**

**A RESOLUTION OF THE TOWN COUNCIL OF THE TOWN OF PARADISE APPROVING AND ADOPTING THE  
ANNUAL APPROPRIATION LIMIT (EXHIBIT A) FOR FISCAL YEAR 2024-2025.**

**BE IT RESOLVED**, by the Town Council of the Town of Paradise, that the appropriations limit for the Town of Paradise fiscal year 2024-2025 is that which is set for the “Exhibit A”.

**PASSED AND ADOPTED** by the Town Council of the Town of Paradise this 9<sup>th</sup> day of July 2024, by the following vote:

**AYES:**

**NOES:**

**ABSENT:**

**NOT VOTING:**

\_\_\_\_\_  
Ronald Lassonde, Mayor

ATTEST:

\_\_\_\_\_  
Melanie Elvis, Deputy Town Clerk

APPROVED AS TO FORM:

\_\_\_\_\_  
Scott E. Huber, Town Attorney

**“Exhibit A”  
Appropriations Limit Calculations  
Fiscal Year 2024-2025**

Percentage Population Change <sup>1</sup>

Butte County Population as of January 1, 2023	205,592
Butte County Population as of January 1, 2024	205,928
Percentage Change	.16%
Population Converted to Ratio $0.0016 + 100 / 100 =$	1.0016

Inflation Adjustment Factor <sup>2</sup>

California Per Capita Income Percent Change Over Prior Year	3.62
Per Capital Cost of Living Converted to Ratio $(3.62 + 100) / 100 =$	1.0362

Growth Factor

1.0016 (Population Change) x 1.0362 (Inflation Adjustment)	1.0379
--	--------

---

<sup>1</sup> Data provided by the California Department of Finance Demographic Research Unit

<sup>2</sup> Data provided by the California Department of Finance Demographic Research Unit

**Calculation of Fiscal Year 2024-2025 Appropriations Limit**

2024-2025 Appropriations Limit (last year)		24,744,463
Growth Factor @		<u>x 1.0379</u>
Appropriations Subject to Limit		25,682,116
2024 - 2025 Total Town of Paradise Appropriations		122,935,617
2024 - 2025 Exclusions:		
Qualified Capital Outlay	74,957,117	
Disaster Recovery	9,115,525	
Business & Housing Grants	6,966,647	
Community Development	<u>3,944,434</u>	<u>(94,983,723)</u>
2024 - 2025 Appropriations Subject to Limit		27,951,894

**TOWN OF PARADISE  
RESOLUTION NO. 2024-\_\_\_\_\_**

**A RESOLUTION OF THE TOWN COUNCIL OF THE TOWN OF PARADISE, CALIFORNIA,  
AMENDING GENERAL FUND RESERVES FOR FISCAL YEAR 2024-2025.**

**WHEREAS**, the Town of Paradise needs to reserve assigned General Fund monies for the purpose of providing operating cash flow, setting aside contingency funds for unanticipated emergencies, or other unplanned financial demands on the Town's General Fund;

**NOW, THEREFORE BE IT RESOLVED**, by the Town Council of the Town of Paradise as follows:

Section 1: The Town Council hereby establishes for the 2024-2025 Fiscal Year a General Fund Reserve as follows:

Non-spendable (RDA and other loans)	\$ 3,517,661
Assigned for Property Abatements	150,000
Unassigned – Cash Flow	989,465
Assigned – Measure V	593,091
Assigned – Paradise Recovery & Operations Fund	140,512,349
Assigned – Recovery Projects Fund	20,511,500
Assigned – Paradise Recovery and Operations Emergency Reserve Fund	<u>22,211,500</u>
 Total Reserve	 \$ <u>188,539,596</u>

Section 2: Notwithstanding the aforementioned section, it is the intent of the Council to maintain a General Fund Unassigned (cash flow) Reserve of at least 10% of General Fund Appropriations.

**PASSED AND ADOPTED** by the Town Council of the Town of Paradise this 9<sup>th</sup> day of July, 2024 by the following vote:

**AYES:**  
**NOES:**  
**ABSENT:**  
**NOT VOTING:**

\_\_\_\_\_  
Ronald Lassonde, Mayor

**ATTEST:**

**APPROVED AS TO FORM:**

\_\_\_\_\_  
Melanie Elvis, Deputy Town Clerk

\_\_\_\_\_  
Scott E. Huber, Town Attorney



**TOWN OF PARADISE  
RESOLUTION NO. 2024-\_\_\_\_\_**

**A RESOLUTION OF THE TOWN COUNCIL OF THE TOWN OF PARADISE APPROVING  
AND ADOPTING THE TOWN OF PARADISE CAPITAL IMPROVEMENT AND DISASTER  
RECOVERY PLAN FOR THE 2024-2025 FISCAL YEAR**

**WHEREAS**, the Town of Paradise needs to plan for critical long term Capital Improvement and Disaster Recovery Projects; and

**WHEREAS**, a Town adopted Capital Improvement and Disaster Recovery Plan (Exhibit A) will provide a valuable planning tool for Town staff; and

**WHEREAS**, the capital improvement and disaster recovery plan recently prepared by staff is a planning document that is dependent upon future funding and staff resources; and

**WHEREAS**, the proposed Capital Improvement and Disaster Recovery Projects Plan has been reviewed by the Community Development Director and reported to be consistent with the goals and objectives of the Town's adopted 1994 Paradise General Plan; and

**WHEREAS**, adoption of a Capital Improvement and Disaster Recovery Projects Plan will inform the local utilities and citizens of planned capital improvements and disaster recovery projects; and

**WHEREAS**, advance planning and early coordination of Capital Improvement and Disaster Recovery Projects will allow all affected agencies to better coordinate construction and rehabilitation projects;

**NOW, THEREFORE, BE IT RESOLVED** by the Town Council of the Town of Paradise as follows:

Section 1. The Capital Improvement and Disaster Recovery Plan attached as Exhibit "A" is hereby approved and adopted for the time period of July 1, 2024 through June 30, 2025.

**PASSED AND ADOPTED** by the Town Council of the Town of Paradise this 9th day of July 2024, by the following vote:

**AYES:**  
**NOES:**  
**ABSENT:**  
**NOT VOTING:**

\_\_\_\_\_  
Ronald Lassonde, Mayor

ATTEST:

APPROVED AS TO FORM:

\_\_\_\_\_  
Melanie Elvis, Deputy Town Clerk

\_\_\_\_\_  
Scott E. Huber, Town Attorney

**Project List and Total Funding By Year**

Proj No.	Project	Actuals Prior Years	Est. Actual 2023/2024	2024/2025	2025/2026	2026/2027	2027/2028	2028/2029	2029/Beyond	Total Funding
7212	Category 2/3 Tree Removal	\$ 1,126,107	\$ -	\$ -	\$ -	\$ -	\$ -	\$ -	\$ -	\$ 1,126,107
7301	On-System Culvert Replacement	\$ 931,273	\$ -	\$ -	\$ -	\$ -	\$ -	\$ -	\$ -	\$ 931,273
7302	On-System Hardscape Replacement	\$ 783,326	\$ -	\$ -	\$ -	\$ -	\$ -	\$ -	\$ -	\$ 783,326
7303	On-System Road Rehabilitation	\$ 12,979,951	\$ 2,007,054	\$ 7,350,000	\$ 11,898,558	\$ 11,898,558	\$ 9,910,570	\$ 473,307	\$ -	\$ 56,517,998
7304	On-System Sign Replacement	\$ 224,158	\$ -	\$ -	\$ -	\$ -	\$ -	\$ -	\$ -	\$ 224,158
7307	Neal Road Rehabilitation	\$ 136,572	\$ 9,428	\$ 4,000	\$ 5,000	\$ 1,683,223	\$ -	\$ -	\$ -	\$ 1,838,223
7312	Category 4 Tree Removal	\$ 918,660	\$ 15,000	\$ 4,000,000	\$ 4,291,340	\$ -	\$ -	\$ -	\$ -	\$ 9,225,000
7313	Residential Ignition Resistant Prgm	\$ 36,501	\$ 10,000	\$ 5,343,499	\$ 3,000,000	\$ -	\$ -	\$ -	\$ -	\$ 8,390,000
7314	Early Warning System	\$ 1,818,107	\$ 1,008,768	\$ 200,000	\$ -	\$ -	\$ -	\$ -	\$ -	\$ 3,026,875
7315	Hazardous Fuel Reduction Prgm	\$ 104	\$ 4,896	\$ 445,000	\$ 450,000	\$ 450,000	\$ 275,000	\$ -	\$ -	\$ 1,625,000
7316	Defensible Space Code Enfc.	\$ 105	\$ 4,000	\$ 233,333	\$ 233,333	\$ 229,229	\$ -	\$ -	\$ -	\$ 700,000
8404	Camp Fire Hydrant Repairs	\$ -	\$ 40,000	\$ 211,360	\$ -	\$ -	\$ -	\$ -	\$ -	\$ 251,360
8407	Off-System Road Rehabilitation	\$ 2,994,226	\$ 7,082,575	\$ 9,003,774	\$ 7,100,000	\$ 7,100,000	\$ 5,026,000	\$ 4,915,510	\$ -	\$ 43,222,085
8408	Off-System Culvert Repair	\$ 664,643	\$ -	\$ -	\$ -	\$ -	\$ -	\$ -	\$ -	\$ 664,643
9389	Go Paradise - Pentz Student Pathway	\$ 779,379	\$ 210,000	\$ 1,010,621	\$ 1,000,000	\$ 10,221,500	\$ 10,121,500	\$ 466,000	\$ -	\$ 23,809,000
9390	Go Paradise - Neal Gateway Project	\$ 317,394	\$ 232,606	\$ 700,000	\$ 6,661,000	\$ 5,787,000	\$ -	\$ -	\$ -	\$ 13,698,000
9391	Oliver Curve Pathway Project	\$ 316,623	\$ 10,000	\$ 773,377	\$ 1,100,000	\$ 5,675,035	\$ 5,675,035	\$ -	\$ -	\$ 13,550,070
9394	Paradise Sewer Project	\$ 3,219,594	\$ 3,000,000	\$ 20,963,346	\$ 51,600,000	\$ 93,200,000	\$ 80,600,000	\$ 50,100,000	\$ 4,000,000	\$ 306,682,940
9408	Systemic Intersection Safety Improvements	\$ 203,144	\$ 20,000	\$ 130,000	\$ 130,000	\$ 124,686	\$ -	\$ -	\$ -	\$ 607,830
9421	Forest Service Road Improvements	\$ -	\$ 5,000	\$ 295,000	\$ 500,000	\$ 2,200,000	\$ -	\$ -	\$ -	\$ 3,000,000
9422	Foster/Black Olive Intersection Improvements	\$ -	\$ 5,000	\$ 295,000	\$ 500,000	\$ 2,700,000	\$ -	\$ -	\$ -	\$ 3,500,000
9423	Elliott/Nunneley Road Extension	\$ -	\$ 5,000	\$ 495,000	\$ 1,400,000	\$ 3,050,000	\$ 2,550,000	\$ -	\$ -	\$ 7,500,000
9424	Go Paradise: Skyway Link Project	\$ -	\$ 10,000	\$ 440,000	\$ 1,125,000	\$ 5,379,000	\$ -	\$ -	\$ -	\$ 6,954,000
9425	Upper Skyway Widening	\$ -	\$ 10,000	\$ 790,000	\$ 800,000	\$ 600,000	\$ 12,800,000	\$ -	\$ -	\$ 15,000,000
9426	Skyway/Pentz Intersection Improvements	\$ -	\$ 250,000	\$ 400,000	\$ 2,025,000	\$ 1,825,000	\$ -	\$ -	\$ -	\$ 4,500,000
9427	Pentz Road Widening	\$ -	\$ 400,000	\$ 1,600,000	\$ 6,600,000	\$ 14,950,000	\$ 19,700,000	\$ 7,750,000	\$ -	\$ 51,000,000
9428	Roe Road Phase 1	\$ -	\$ 50,000	\$ 725,000	\$ 725,000	\$ 6,216,000	\$ 26,372,000	\$ 15,956,000	\$ 15,956,000	\$ 66,000,000
9430	Pearson Road Hilltop Guard Rail Project	\$ -	\$ 2,000	\$ 38,000	\$ -	\$ -	\$ -	\$ -	\$ -	\$ 40,000
9432	Maintenance Culvert Replacement	\$ -	\$ 99,837	\$ 77,500	\$ -	\$ -	\$ -	\$ -	\$ -	\$ 177,337
9433	Animal Control Shelter Expansion	\$ -	\$ -	\$ 2,800,000	\$ -	\$ -	\$ -	\$ -	\$ -	\$ 2,800,000
9434	Roe Road Phase 2	\$ -	\$ -	\$ 770,000	\$ 2,000,000	\$ 4,355,000	\$ 23,217,000	\$ 17,429,000	\$ 18,229,000	\$ 66,000,000
<b>Total</b>		<b>\$ 27,449,867</b>	<b>\$ 14,491,164</b>	<b>\$ 59,093,810</b>	<b>\$ 103,144,231</b>	<b>\$ 177,644,231</b>	<b>\$ 196,247,105</b>	<b>\$ 97,089,817</b>	<b>\$ 38,185,000</b>	<b>\$ 713,345,225</b>

**Town of Paradise Fiscal Year 2024/2025  
Capital Improvement & Disaster Recovery Plan**

<b>Project Title:</b> On-System Road Rehabilitation	<b>Est. Start Date:</b> 7/1/2020	<b>Project Description</b> On-System roadway rehabilitation consisting of asphalt concrete overlays and full depth sections for areas with severe pavement damage.
<b>CIP/DR:</b> DR	<b>Est. End Date:</b> 12/31/2028	
<b>Project No.:</b> 7303	<b>Department(s):</b> Public Works	
<b>Grant No.:</b> ER38Y0 (012)	<b>Funding Status:</b> Secured	
CDBG-DR 18DRINFRA – 18006-34	Reso No. 2022-12	

Project Development Costs										
Code	Project Phase / Type	Actuals Prior Years	Est. Actual 2023/2024	2024/2025	2025/2026	2026/2027	2027/2028	2028/2029	2026/Beyond	Total Costs
	Facilities Replacement / Construction	\$ -	\$ -	\$ -	\$ -	\$ -	\$ -	\$ -	\$ -	\$ -
	Equipment Replacement / Construction	\$ -	\$ -	\$ -	\$ -	\$ -	\$ -	\$ -	\$ -	\$ -
	Program Deployment	\$ -	\$ -	\$ -	\$ -	\$ -	\$ -	\$ -	\$ -	\$ -
	Alternatives Analysis / Report Preparation	\$ -	\$ -	\$ -	\$ -	\$ -	\$ -	\$ -	\$ -	\$ -
	Project Approval & Environmental Document	\$ -	\$ 25,000	\$ -	\$ -	\$ -	\$ -	\$ -	\$ -	\$ 25,000
	Plans, Specifications & Estimates	\$ -	\$ -	\$ -	\$ -	\$ -	\$ -	\$ -	\$ -	\$ -
	Preliminary Engineering/ Planning	\$ 3,044,491	\$ 40,000	\$ -	\$ -	\$ -	\$ -	\$ 419,509	\$ -	\$ 3,504,000
	Right of Way & Utility Relocation	\$ -	\$ -	\$ -	\$ -	\$ -	\$ -	\$ -	\$ -	\$ -
	Construction Engineering	\$ 747,568	\$ 500,000	\$ 1,350,000	\$ 1,350,000	\$ 1,350,000	\$ 1,476,632	\$ -	\$ -	\$ 6,774,200
	Construction/ Implementation	\$ 9,187,892	\$ 1,442,054	\$ 6,000,000	\$ 10,548,558	\$ 10,548,558	\$ 8,433,938	\$ 53,798	\$ -	\$ 46,214,798
	Non-Infrastructure (Education Component)	\$ -	\$ -	\$ -	\$ -	\$ -	\$ -	\$ -	\$ -	\$ -
<b>Annual Total</b>		<b>\$ 12,979,951</b>	<b>\$ 2,007,054</b>	<b>\$ 7,350,000</b>	<b>\$ 11,898,558</b>	<b>\$ 11,898,558</b>	<b>\$ 9,910,570</b>	<b>\$ 473,307</b>	<b>\$ -</b>	<b>\$ 56,517,998</b>

Project Development Funding										
Code	Project Funding Source	Actuals Prior Years	Est. Actual 2023/2024	2024/2025	2025/2026	2026/2027	2027/2028	2028/2029	2026/Beyond	Total Funding
	General Fund	\$ -	\$ -	\$ -	\$ -	\$ -	\$ -	\$ -	\$ -	\$ -
	Federal Congestion Mitigation Air Quality	\$ -	\$ -	\$ -	\$ -	\$ -	\$ -	\$ -	\$ -	\$ -
2139	Federal Emergency Relief Program	\$ 9,662,740	\$ 1,325,337	\$ 5,380,375	\$ 8,840,790	\$ 8,840,790	\$ 7,352,285	\$ 315,681	\$ -	\$ 41,717,998
	Federal Hazard Mitigation Grant Program	\$ -	\$ -	\$ -	\$ -	\$ -	\$ -	\$ -	\$ -	\$ -
	Federal Highway Safety Improvement Program	\$ -	\$ -	\$ -	\$ -	\$ -	\$ -	\$ -	\$ -	\$ -
	Federal, FEMA Public Assistance	\$ -	\$ -	\$ -	\$ -	\$ -	\$ -	\$ -	\$ -	\$ -
	Federal, Economic Development Administration	\$ -	\$ -	\$ -	\$ -	\$ -	\$ -	\$ -	\$ -	\$ -
	Federal, United States Department of Agriculture	\$ -	\$ -	\$ -	\$ -	\$ -	\$ -	\$ -	\$ -	\$ -
	Gas Tax / Streets	\$ -	\$ -	\$ -	\$ -	\$ -	\$ -	\$ -	\$ -	\$ -
	Local Transportation / Transit	\$ -	\$ -	\$ -	\$ -	\$ -	\$ -	\$ -	\$ -	\$ -
	Measure "C"/"V"	\$ -	\$ -	\$ -	\$ -	\$ -	\$ -	\$ -	\$ -	\$ -
	Other, Community:	\$ -	\$ -	\$ -	\$ -	\$ -	\$ -	\$ -	\$ -	\$ -
	Other, Federal:	\$ -	\$ -	\$ -	\$ -	\$ -	\$ -	\$ -	\$ -	\$ -
	Other, State:	\$ -	\$ -	\$ -	\$ -	\$ -	\$ -	\$ -	\$ -	\$ -
	State Active Transportation Program	\$ -	\$ -	\$ -	\$ -	\$ -	\$ -	\$ -	\$ -	\$ -
	State Water Board Financial Assistance	\$ -	\$ -	\$ -	\$ -	\$ -	\$ -	\$ -	\$ -	\$ -
2301	CDBG-DR	\$ 3,178,111	\$ 460,908	\$ 1,769,625	\$ 2,907,768	\$ 2,907,768	\$ 2,418,194	\$ 157,626	\$ -	\$ 13,800,000
2551	Utility Reimbursements	\$ 139,100	\$ 220,809	\$ 200,000	\$ 150,000	\$ 150,000	\$ 140,091	\$ -	\$ -	\$ 1,000,000
	Insurance	\$ -	\$ -	\$ -	\$ -	\$ -	\$ -	\$ -	\$ -	\$ -
	Program Participant	\$ -	\$ -	\$ -	\$ -	\$ -	\$ -	\$ -	\$ -	\$ -
	Unfunded	\$ -	\$ -	\$ -	\$ -	\$ -	\$ -	\$ -	\$ -	\$ -
<b>Annual Total</b>		<b>\$ 12,979,951</b>	<b>\$ 2,007,054</b>	<b>\$ 7,350,000</b>	<b>\$ 11,898,558</b>	<b>\$ 11,898,558</b>	<b>\$ 9,910,570</b>	<b>\$ 473,307</b>	<b>\$ -</b>	<b>\$ 56,517,998</b>

**Town of Paradise Fiscal Year 2024/2025  
Capital Improvement & Disaster Recovery Plan**

<b>Project Title:</b> Neal Road Rehabilitation	<b>Est. Start Date:</b> 7/1/2020	<b>Project Description</b> On-System roadway rehabilitation along 1.63 miles of Neal Road from Wayland Road to Skyway consisting of 2-inch grind and 3-inch asphalt concrete (AC) overlay of the entire roadway section with digout areas of 3-inch AC and 4-inch aggregate base for sections with severe rutting and damage.
<b>CIP/DR:</b> DR	<b>Est. End Date:</b> 6/30/2027	
<b>Project No.:</b> 7307	<b>Department(s):</b> Public Works	
<b>Grant No.:</b> ER38Y0 (025)	<b>Funding Status:</b> Secured	
CDBG-DR 18DRINFRA – 18006	Reso No. 2022-12	

Project Development Costs										
Code	Project Phase / Type	Actuals Prior Years	Est. Actual 2023/2024	2024/2025	2025/2026	2026/2027	2027/2028	2028/2029	2026/Beyond	Total Costs
	Facilities Replacement / Construction	\$ -	\$ -	\$ -	\$ -	\$ -	\$ -	\$ -	\$ -	\$ -
	Equipment Replacement / Construction	\$ -	\$ -	\$ -	\$ -	\$ -	\$ -	\$ -	\$ -	\$ -
	Program Deployment	\$ -	\$ -	\$ -	\$ -	\$ -	\$ -	\$ -	\$ -	\$ -
	Alternatives Analysis / Report Preparation	\$ -	\$ -	\$ -	\$ -	\$ -	\$ -	\$ -	\$ -	\$ -
	Project Approval & Environmental Document Plans, Specifications & Estimates	\$ -	\$ -	\$ -	\$ -	\$ -	\$ -	\$ -	\$ -	\$ -
	Preliminary Engineering/ Planning	\$ 136,572	\$ 6,428	\$ -	\$ -	\$ -	\$ -	\$ -	\$ -	\$ 143,000
	Right of Way & Utility Relocation	\$ -	\$ -	\$ -	\$ -	\$ -	\$ -	\$ -	\$ -	\$ -
	Construction Engineering	\$ -	\$ 3,000	\$ 4,000	\$ 5,000	\$ 131,000	\$ -	\$ -	\$ -	\$ 143,000
	Construction/ Implementation	\$ -	\$ -	\$ -	\$ -	\$ 1,552,223	\$ -	\$ -	\$ -	\$ 1,552,223
	Non-Infrastructure (Education Component)	\$ -	\$ -	\$ -	\$ -	\$ -	\$ -	\$ -	\$ -	\$ -
<b>Annual Total</b>		<b>\$ 136,572</b>	<b>\$ 9,428</b>	<b>\$ 4,000</b>	<b>\$ 5,000</b>	<b>\$ 1,683,223</b>	<b>\$ -</b>	<b>\$ -</b>	<b>\$ -</b>	<b>\$ 1,838,223</b>

Project Development Funding										
Code	Project Funding Source	Actuals Prior Years	Est. Actual 2023/2024	2024/2025	2025/2026	2026/2027	2027/2028	2028/2029	2026/Beyond	Total Funding
	General Fund	\$ -	\$ -	\$ -	\$ -	\$ -	\$ -	\$ -	\$ -	\$ -
	Federal Congestion Mitigation Air Quality	\$ -	\$ -	\$ -	\$ -	\$ -	\$ -	\$ -	\$ -	\$ -
2139	Federal Emergency Relief Program	\$ 102,770	\$ 7,095	\$ 3,010	\$ 3,763	\$ 1,172,395	\$ -	\$ -	\$ -	\$ 1,289,033
	Federal Hazard Mitigation Grant Program	\$ -	\$ -	\$ -	\$ -	\$ -	\$ -	\$ -	\$ -	\$ -
	Federal Highway Safety Improvement Program	\$ -	\$ -	\$ -	\$ -	\$ -	\$ -	\$ -	\$ -	\$ -
	Federal, FEMA Public Assistance	\$ -	\$ -	\$ -	\$ -	\$ -	\$ -	\$ -	\$ -	\$ -
	Federal, Economic Development Administration	\$ -	\$ -	\$ -	\$ -	\$ -	\$ -	\$ -	\$ -	\$ -
	Federal, United States Department of Agriculture	\$ -	\$ -	\$ -	\$ -	\$ -	\$ -	\$ -	\$ -	\$ -
	Gas Tax / Streets	\$ -	\$ -	\$ -	\$ -	\$ -	\$ -	\$ -	\$ -	\$ -
2110	Local Transportation / Transit	\$ -	\$ -	\$ -	\$ -	\$ -	\$ -	\$ -	\$ -	\$ -
	Measure "C"/"V"	\$ -	\$ -	\$ -	\$ -	\$ -	\$ -	\$ -	\$ -	\$ -
	Other, Community:	\$ -	\$ -	\$ -	\$ -	\$ -	\$ -	\$ -	\$ -	\$ -
	Other, Federal:	\$ -	\$ -	\$ -	\$ -	\$ -	\$ -	\$ -	\$ -	\$ -
	Other, State:	\$ -	\$ -	\$ -	\$ -	\$ -	\$ -	\$ -	\$ -	\$ -
	State Active Transportation Program	\$ -	\$ -	\$ -	\$ -	\$ -	\$ -	\$ -	\$ -	\$ -
	State Water Board Financial Assistance	\$ -	\$ -	\$ -	\$ -	\$ -	\$ -	\$ -	\$ -	\$ -
2301	CDBG-DR	\$ 33,802	\$ 2,333	\$ 990	\$ 1,238	\$ 472,428	\$ -	\$ -	\$ -	\$ 510,791
	Utility Reimbursements	\$ -	\$ -	\$ -	\$ -	\$ 38,400	\$ -	\$ -	\$ -	\$ 38,400
	Insurance	\$ -	\$ -	\$ -	\$ -	\$ -	\$ -	\$ -	\$ -	\$ -
	Program Participant	\$ -	\$ -	\$ -	\$ -	\$ -	\$ -	\$ -	\$ -	\$ -
	Unfunded	\$ -	\$ -	\$ -	\$ -	\$ -	\$ -	\$ -	\$ -	\$ -
<b>Annual Total</b>		<b>\$ 136,572</b>	<b>\$ 9,428</b>	<b>\$ 4,000</b>	<b>\$ 5,000</b>	<b>\$ 1,683,223</b>	<b>\$ -</b>	<b>\$ -</b>	<b>\$ -</b>	<b>\$ 1,838,223</b>

**Town of Paradise Fiscal Year 2024/2025  
Capital Improvement & Disaster Recovery Plan**

<b>Project Title:</b> Category 4 Tree Removal	<b>Est. Start Date:</b> 7/1/2022	<b>Project Description</b> This proposed project targets Standing Burnt Trees outside of the scope of the tree removal being reimbursed through Public Assistance.
<b>CIP/DR:</b> DR	<b>Est. End Date:</b> 12/31/2023	
<b>Project No.:</b> 7312	<b>Department(s):</b> Disaster Recovery	
<b>Grant No.:</b> TBD	<b>Funding Status:</b> Phase 1 Approved	

Project Development Costs										
Code	Project Phase / Type	Actuals Prior Years	Est. Actual 2023/2024	2024/2025	2025/2026	2026/2027	2027/2028	2028/2029	2026/Beyond	Total Costs
	Facilities Replacement / Construction	\$ -	\$ -	\$ -	\$ -	\$ -	\$ -	\$ -	\$ -	\$ -
	Equipment Replacement / Construction	\$ -	\$ -	\$ -	\$ -	\$ -	\$ -	\$ -	\$ -	\$ -
	Program Deployment	\$ 918,660	\$ 15,000	\$ 4,000,000	\$ 4,291,340	\$ -	\$ -	\$ -	\$ -	\$ 9,225,000
	Alternatives Analysis / Report Preparation	\$ -	\$ -	\$ -	\$ -	\$ -	\$ -	\$ -	\$ -	\$ -
	Project Approval & Environmental Document	\$ -	\$ -	\$ -	\$ -	\$ -	\$ -	\$ -	\$ -	\$ -
	Plans, Specifications & Estimates	\$ -	\$ -	\$ -	\$ -	\$ -	\$ -	\$ -	\$ -	\$ -
	Preliminary Engineering/ Planning	\$ -	\$ -	\$ -	\$ -	\$ -	\$ -	\$ -	\$ -	\$ -
	Right of Way & Utility Relocation	\$ -	\$ -	\$ -	\$ -	\$ -	\$ -	\$ -	\$ -	\$ -
	Construction Engineering	\$ -	\$ -	\$ -	\$ -	\$ -	\$ -	\$ -	\$ -	\$ -
	Construction/ Implementation	\$ -	\$ -	\$ -	\$ -	\$ -	\$ -	\$ -	\$ -	\$ -
	Non-Infrastructure (Education Component)	\$ -	\$ -	\$ -	\$ -	\$ -	\$ -	\$ -	\$ -	\$ -
<b>Annual Total</b>		<b>\$ 918,660</b>	<b>\$ 15,000</b>	<b>\$ 4,000,000</b>	<b>\$ 4,291,340</b>	<b>\$ -</b>	<b>\$ -</b>	<b>\$ -</b>	<b>\$ -</b>	<b>\$ 9,225,000</b>

Project Development Funding										
Code	Project Funding Source	Actuals Prior Years	Est. Actual 2023/2024	2024/2025	2025/2026	2026/2027	2027/2028	2028/2029	2026/Beyond	Total Funding
	General Fund	\$ -	\$ -	\$ -	\$ -	\$ -	\$ -	\$ -	\$ -	\$ -
	Federal Congestion Mitigation Air Quality	\$ -	\$ -	\$ -	\$ -	\$ -	\$ -	\$ -	\$ -	\$ -
	Federal Emergency Relief Program	\$ -	\$ -	\$ -	\$ -	\$ -	\$ -	\$ -	\$ -	\$ -
2136	Federal Hazard Mitigation Grant Program	\$ 688,995	\$ 11,250	\$ 3,000,000	\$ 3,218,505	\$ -	\$ -	\$ -	\$ -	\$ 6,918,750
	Federal Highway Safety Improvement Program	\$ -	\$ -	\$ -	\$ -	\$ -	\$ -	\$ -	\$ -	\$ -
	Federal, FEMA Public Assistance	\$ -	\$ -	\$ -	\$ -	\$ -	\$ -	\$ -	\$ -	\$ -
	Federal, Economic Development Administration	\$ -	\$ -	\$ -	\$ -	\$ -	\$ -	\$ -	\$ -	\$ -
	Federal, United States Department of Agriculture	\$ -	\$ -	\$ -	\$ -	\$ -	\$ -	\$ -	\$ -	\$ -
	Gas Tax / Streets	\$ -	\$ -	\$ -	\$ -	\$ -	\$ -	\$ -	\$ -	\$ -
	Local Transportation / Transit	\$ -	\$ -	\$ -	\$ -	\$ -	\$ -	\$ -	\$ -	\$ -
	Measure "C"/"V"	\$ -	\$ -	\$ -	\$ -	\$ -	\$ -	\$ -	\$ -	\$ -
	Other, Community:	\$ -	\$ -	\$ -	\$ -	\$ -	\$ -	\$ -	\$ -	\$ -
	Other, Federal:	\$ -	\$ -	\$ -	\$ -	\$ -	\$ -	\$ -	\$ -	\$ -
	Other, State:	\$ -	\$ -	\$ -	\$ -	\$ -	\$ -	\$ -	\$ -	\$ -
	State Active Transportation Program	\$ -	\$ -	\$ -	\$ -	\$ -	\$ -	\$ -	\$ -	\$ -
	State Water Board Financial Assistance	\$ -	\$ -	\$ -	\$ -	\$ -	\$ -	\$ -	\$ -	\$ -
	CDBG-DR	\$ -	\$ -	\$ -	\$ -	\$ -	\$ -	\$ -	\$ -	\$ -
	Utility Reimbursements	\$ -	\$ -	\$ -	\$ -	\$ -	\$ -	\$ -	\$ -	\$ -
	Insurance	\$ -	\$ -	\$ -	\$ -	\$ -	\$ -	\$ -	\$ -	\$ -
	Program Participant	\$ 229,665	\$ 3,750	\$ 1,000,000	\$ 1,072,835	\$ -	\$ -	\$ -	\$ -	\$ 2,306,250
	Unfunded	\$ -	\$ -	\$ -	\$ -	\$ -	\$ -	\$ -	\$ -	\$ -
<b>Annual Total</b>		<b>\$ 918,660</b>	<b>\$ 15,000</b>	<b>\$ 4,000,000</b>	<b>\$ 4,291,340</b>	<b>\$ -</b>	<b>\$ -</b>	<b>\$ -</b>	<b>\$ -</b>	<b>\$ 9,225,000</b>

**Town of Paradise Fiscal Year 2024/2025  
Capital Improvement & Disaster Recovery Plan**

**Project Title:** Residential Ignition Resistant Prgm  
**CIP/DR:** DR  
**Project No.:** 7313  
**Grant No.:** TBD

**Est. Start Date:** 4/1/2021  
**Est. End Date:** 12/31/2025  
**Department(s):** Disaster Recovery/Housing  
**Funding Status:** Phase 1 Secured/Phase 2 Pending

**Project Description**

The Program design is intended to assist homeowners in bringing their homes up to the current Wildland-Urban Interface Fire Area standard.

**Project Development Costs**

Code	Project Phase / Type	Actuals Prior Years	Est. Actual 2023/2024	2024/2025	2025/2026	2026/2027	2027/2028	2028/2029	2026/Beyond	Total Costs
	Facilities Replacement / Construction	\$ -	\$ -	\$ -	\$ -	\$ -	\$ -	\$ -	\$ -	\$ -
	Equipment Replacement / Construction	\$ -	\$ -	\$ -	\$ -	\$ -	\$ -	\$ -	\$ -	\$ -
	Program Deployment	\$ 36,501	\$ 10,000	\$ 5,343,499	\$ 3,000,000	\$ -	\$ -	\$ -	\$ -	\$ 8,390,000
	Alternatives Analysis / Report Preparation	\$ -	\$ -	\$ -	\$ -	\$ -	\$ -	\$ -	\$ -	\$ -
	Project Approval & Environmental Document	\$ -	\$ -	\$ -	\$ -	\$ -	\$ -	\$ -	\$ -	\$ -
	Plans, Specifications & Estimates	\$ -	\$ -	\$ -	\$ -	\$ -	\$ -	\$ -	\$ -	\$ -
	Preliminary Engineering/ Planning	\$ -	\$ -	\$ -	\$ -	\$ -	\$ -	\$ -	\$ -	\$ -
	Right of Way & Utility Relocation	\$ -	\$ -	\$ -	\$ -	\$ -	\$ -	\$ -	\$ -	\$ -
	Construction Engineering	\$ -	\$ -	\$ -	\$ -	\$ -	\$ -	\$ -	\$ -	\$ -
	Construction/ Implementation	\$ -	\$ -	\$ -	\$ -	\$ -	\$ -	\$ -	\$ -	\$ -
	Non-Infrastructure (Education Component)	\$ -	\$ -	\$ -	\$ -	\$ -	\$ -	\$ -	\$ -	\$ -
<b>Annual Total</b>		<b>\$ 36,501</b>	<b>\$ 10,000</b>	<b>\$ 5,343,499</b>	<b>\$ 3,000,000</b>	<b>\$ -</b>	<b>\$ -</b>	<b>\$ -</b>	<b>\$ -</b>	<b>\$ 8,390,000</b>

**Project Development Funding**

Code	Project Funding Source	Actuals Prior Years	Est. Actual 2023/2024	2024/2025	2025/2026	2026/2027	2027/2028	2028/2029	2026/Beyond	Total Funding
	General Fund	\$ -	\$ -	\$ -	\$ -	\$ -	\$ -	\$ -	\$ -	\$ -
	Federal Congestion Mitigation Air Quality	\$ -	\$ -	\$ -	\$ -	\$ -	\$ -	\$ -	\$ -	\$ -
	Federal Emergency Relief Program	\$ -	\$ -	\$ -	\$ -	\$ -	\$ -	\$ -	\$ -	\$ -
2136	Federal Hazard Mitigation Grant Program	\$ 27,376	\$ 7,500	\$ 4,007,624	\$ 2,250,000	\$ -	\$ -	\$ -	\$ -	\$ 6,292,500
	Federal Highway Safety Improvement Program	\$ -	\$ -	\$ -	\$ -	\$ -	\$ -	\$ -	\$ -	\$ -
	Federal, FEMA Public Assistance	\$ -	\$ -	\$ -	\$ -	\$ -	\$ -	\$ -	\$ -	\$ -
	Federal, Economic Development Administration	\$ -	\$ -	\$ -	\$ -	\$ -	\$ -	\$ -	\$ -	\$ -
	Federal, United States Department of Agriculture	\$ -	\$ -	\$ -	\$ -	\$ -	\$ -	\$ -	\$ -	\$ -
	Gas Tax / Streets	\$ -	\$ -	\$ -	\$ -	\$ -	\$ -	\$ -	\$ -	\$ -
	Local Transportation / Transit	\$ -	\$ -	\$ -	\$ -	\$ -	\$ -	\$ -	\$ -	\$ -
	Measure "C"/"V"	\$ -	\$ -	\$ -	\$ -	\$ -	\$ -	\$ -	\$ -	\$ -
	Other, Community:	\$ -	\$ -	\$ -	\$ -	\$ -	\$ -	\$ -	\$ -	\$ -
	Other, Federal:	\$ -	\$ -	\$ -	\$ -	\$ -	\$ -	\$ -	\$ -	\$ -
	Other, State:	\$ -	\$ -	\$ -	\$ -	\$ -	\$ -	\$ -	\$ -	\$ -
	State Active Transportation Program	\$ -	\$ -	\$ -	\$ -	\$ -	\$ -	\$ -	\$ -	\$ -
	State Water Board Financial Assistance	\$ -	\$ -	\$ -	\$ -	\$ -	\$ -	\$ -	\$ -	\$ -
	CDBG-DR	\$ -	\$ -	\$ -	\$ -	\$ -	\$ -	\$ -	\$ -	\$ -
	Utility Reimbursements	\$ -	\$ -	\$ -	\$ -	\$ -	\$ -	\$ -	\$ -	\$ -
	Insurance	\$ -	\$ -	\$ -	\$ -	\$ -	\$ -	\$ -	\$ -	\$ -
	Program Participant	\$ 9,125	\$ 2,500	\$ 1,335,875	\$ 750,000	\$ -	\$ -	\$ -	\$ -	\$ 2,097,500
	Unfunded	\$ -	\$ -	\$ -	\$ -	\$ -	\$ -	\$ -	\$ -	\$ -
<b>Annual Total</b>		<b>\$ 36,501</b>	<b>\$ 10,000</b>	<b>\$ 5,343,499</b>	<b>\$ 3,000,000</b>	<b>\$ -</b>	<b>\$ -</b>	<b>\$ -</b>	<b>\$ -</b>	<b>\$ 8,390,000</b>

**Town of Paradise Fiscal Year 2024/2025  
Capital Improvement & Disaster Recovery Plan**

<b>Project Title:</b> Early Warning System	<b>Est. Start Date:</b> 8/1/2020	<b>Project Description</b> Development and implementation for an early warning system throughout the Town of Paradise. This system would immediately notify residents of any hazardous events via sirens, text messages, voice messages and more.
<b>CIP/DR:</b> DR	<b>Est. End Date:</b> 6/30/2024	
<b>Project No.:</b> 7314	<b>Department(s):</b> Disaster Recovery	
<b>Grant No.:</b> FEMA PA CDBG-DR 18DRINFRA -18006 – 35	<b>Funding Status:</b> Secured      Reso No. 2022-12	

Project Development Costs										
Code	Project Phase / Type	Actuals Prior Years	Est. Actual 2023/2024	2024/2025	2025/2026	2026/2027	2027/2028	2028/2029	2026/Beyond	Total Costs
	Facilities Replacement / Construction	\$ -	\$ -	\$ -	\$ -	\$ -	\$ -	\$ -	\$ -	\$ -
	Equipment Replacement / Construction	\$ -	\$ -	\$ -	\$ -	\$ -	\$ -	\$ -	\$ -	\$ -
	Program Deployment	\$ 41,818	\$ -	\$ -	\$ -	\$ -	\$ -	\$ -	\$ -	\$ 41,818
	Alternatives Analysis / Report Preparation	\$ -	\$ -	\$ -	\$ -	\$ -	\$ -	\$ -	\$ -	\$ -
	Project Approval & Environmental Document	\$ -	\$ -	\$ -	\$ -	\$ -	\$ -	\$ -	\$ -	\$ -
	Plans, Specifications & Estimates	\$ -	\$ -	\$ -	\$ -	\$ -	\$ -	\$ -	\$ -	\$ -
	Preliminary Engineering/ Planning	\$ -	\$ -	\$ -	\$ -	\$ -	\$ -	\$ -	\$ -	\$ -
	Right of Way & Utility Relocation	\$ -	\$ -	\$ -	\$ -	\$ -	\$ -	\$ -	\$ -	\$ -
	Construction Engineering	\$ -	\$ -	\$ -	\$ -	\$ -	\$ -	\$ -	\$ -	\$ -
	Construction/ Implementation	\$ 1,776,289	\$ 1,008,768	\$ 200,000	\$ -	\$ -	\$ -	\$ -	\$ -	\$ 2,985,057
	Non-Infrastructure (Education Component)	\$ -	\$ -	\$ -	\$ -	\$ -	\$ -	\$ -	\$ -	\$ -
<b>Annual Total</b>		<b>\$ 1,818,107</b>	<b>\$ 1,008,768</b>	<b>\$ 200,000</b>	<b>\$ -</b>	<b>\$ -</b>	<b>\$ -</b>	<b>\$ -</b>	<b>\$ -</b>	<b>\$ 3,026,875</b>

Project Development Funding										
Code	Project Funding Source	Actuals Prior Years	Est. Actual 2023/2024	2024/2025	2025/2026	2026/2027	2027/2028	2028/2029	2026/Beyond	Total Funding
	General Fund	\$ -	\$ -	\$ -	\$ -	\$ -	\$ -	\$ -	\$ -	\$ -
	Federal Congestion Mitigation Air Quality	\$ -	\$ -	\$ -	\$ -	\$ -	\$ -	\$ -	\$ -	\$ -
	Federal Emergency Relief Program	\$ -	\$ -	\$ -	\$ -	\$ -	\$ -	\$ -	\$ -	\$ -
2136	Federal Hazard Mitigation Grant Program	\$ 1,363,580	\$ 756,576	\$ 150,000	\$ -	\$ -	\$ -	\$ -	\$ -	\$ 2,270,156
	Federal Highway Safety Improvement Program	\$ -	\$ -	\$ -	\$ -	\$ -	\$ -	\$ -	\$ -	\$ -
	Federal, FEMA Public Assistance	\$ -	\$ -	\$ -	\$ -	\$ -	\$ -	\$ -	\$ -	\$ -
	Federal, Economic Development Administration	\$ -	\$ -	\$ -	\$ -	\$ -	\$ -	\$ -	\$ -	\$ -
	Federal, United States Department of Agriculture	\$ -	\$ -	\$ -	\$ -	\$ -	\$ -	\$ -	\$ -	\$ -
	Gas Tax / Streets	\$ -	\$ -	\$ -	\$ -	\$ -	\$ -	\$ -	\$ -	\$ -
	Local Transportation / Transit	\$ -	\$ -	\$ -	\$ -	\$ -	\$ -	\$ -	\$ -	\$ -
	Measure "C"/"V"	\$ -	\$ -	\$ -	\$ -	\$ -	\$ -	\$ -	\$ -	\$ -
	Other, Community:	\$ -	\$ -	\$ -	\$ -	\$ -	\$ -	\$ -	\$ -	\$ -
	Other, Federal:	\$ -	\$ -	\$ -	\$ -	\$ -	\$ -	\$ -	\$ -	\$ -
	Other, State:	\$ -	\$ -	\$ -	\$ -	\$ -	\$ -	\$ -	\$ -	\$ -
	State Active Transportation Program	\$ -	\$ -	\$ -	\$ -	\$ -	\$ -	\$ -	\$ -	\$ -
	State Water Board Financial Assistance	\$ -	\$ -	\$ -	\$ -	\$ -	\$ -	\$ -	\$ -	\$ -
2301	CDBG-DR	\$ 454,527	\$ 252,192	\$ 50,000	\$ -	\$ -	\$ -	\$ -	\$ -	\$ 756,719
	Utility Reimbursements	\$ -	\$ -	\$ -	\$ -	\$ -	\$ -	\$ -	\$ -	\$ -
	Insurance	\$ -	\$ -	\$ -	\$ -	\$ -	\$ -	\$ -	\$ -	\$ -
	Program Participant	\$ -	\$ -	\$ -	\$ -	\$ -	\$ -	\$ -	\$ -	\$ -
	Unfunded	\$ -	\$ -	\$ -	\$ -	\$ -	\$ -	\$ -	\$ -	\$ -
<b>Annual Total</b>		<b>\$ 1,818,107</b>	<b>\$ 1,008,768</b>	<b>\$ 200,000</b>	<b>\$ -</b>	<b>\$ -</b>	<b>\$ -</b>	<b>\$ -</b>	<b>\$ -</b>	<b>\$ 3,026,875</b>

**Town of Paradise Fiscal Year 2024/2025  
Capital Improvement & Disaster Recovery Plan**

<b>Project Title:</b> Hazardous Fuel Reduction Prgm	<b>Est. Start Date:</b> 4/1/2022	<b>Project Description</b> The Town will need to use a combination of mechanical measures and chemical techniques for the clearing of hazardous fuels along public right of ways.
<b>CIP/DR:</b> DR	<b>Est. End Date:</b> 6/30/2026	
<b>Project No.:</b> 7315	<b>Department(s):</b> Disaster Recovery	
<b>Grant No.:</b> CDBG-DR 18DRINFRA – 18006	<b>Funding Status:</b> Secured      Reso No. 2022-12	

Project Development Costs										
Code	Project Phase / Type	Actuals Prior Years	Est. Actual 2023/2024	2024/2025	2025/2026	2026/2027	2027/2028	2028/2029	2026/Beyond	Total Costs
	Facilities Replacement / Construction	\$ -	\$ -	\$ -	\$ -	\$ -	\$ -	\$ -	\$ -	\$ -
	Equipment Replacement / Construction	\$ -	\$ -	\$ -	\$ -	\$ -	\$ -	\$ -	\$ -	\$ -
	Program Deployment	\$ 104	\$ 4,896	\$ 445,000	\$ 450,000	\$ 450,000	\$ 275,000	\$ -	\$ -	\$ 1,625,000
	Alternatives Analysis / Report Preparation	\$ -	\$ -	\$ -	\$ -	\$ -	\$ -	\$ -	\$ -	\$ -
	Project Approval & Environmental Document	\$ -	\$ -	\$ -	\$ -	\$ -	\$ -	\$ -	\$ -	\$ -
	Plans, Specifications & Estimates	\$ -	\$ -	\$ -	\$ -	\$ -	\$ -	\$ -	\$ -	\$ -
	Preliminary Engineering/ Planning	\$ -	\$ -	\$ -	\$ -	\$ -	\$ -	\$ -	\$ -	\$ -
	Right of Way & Utility Relocation	\$ -	\$ -	\$ -	\$ -	\$ -	\$ -	\$ -	\$ -	\$ -
	Construction Engineering	\$ -	\$ -	\$ -	\$ -	\$ -	\$ -	\$ -	\$ -	\$ -
	Construction/ Implementation	\$ -	\$ -	\$ -	\$ -	\$ -	\$ -	\$ -	\$ -	\$ -
	Non-Infrastructure (Education Component)	\$ -	\$ -	\$ -	\$ -	\$ -	\$ -	\$ -	\$ -	\$ -
<b>Annual Total</b>		<b>\$ 104</b>	<b>\$ 4,896</b>	<b>\$ 445,000</b>	<b>\$ 450,000</b>	<b>\$ 450,000</b>	<b>\$ 275,000</b>	<b>\$ -</b>	<b>\$ -</b>	<b>\$ 1,625,000</b>

Project Development Funding										
Code	Project Funding Source	Actuals Prior Years	Est. Actual 2023/2024	2024/2025	2025/2026	2026/2027	2027/2028	2028/2029	2026/Beyond	Total Funding
	General Fund	\$ -	\$ -	\$ -	\$ -	\$ -	\$ -	\$ -	\$ -	\$ -
	Federal Congestion Mitigation Air Quality	\$ -	\$ -	\$ -	\$ -	\$ -	\$ -	\$ -	\$ -	\$ -
	Federal Emergency Relief Program	\$ -	\$ -	\$ -	\$ -	\$ -	\$ -	\$ -	\$ -	\$ -
2136	Federal Hazard Mitigation Grant Program	\$ 78	\$ 3,672	\$ 333,750	\$ 337,500	\$ 337,500	\$ 206,250	\$ -	\$ -	\$ 1,218,750
	Federal Highway Safety Improvement Program	\$ -	\$ -	\$ -	\$ -	\$ -	\$ -	\$ -	\$ -	\$ -
	Federal, FEMA Public Assistance	\$ -	\$ -	\$ -	\$ -	\$ -	\$ -	\$ -	\$ -	\$ -
	Federal, Economic Development Administration	\$ -	\$ -	\$ -	\$ -	\$ -	\$ -	\$ -	\$ -	\$ -
	Federal, United States Department of Agriculture	\$ -	\$ -	\$ -	\$ -	\$ -	\$ -	\$ -	\$ -	\$ -
	Gas Tax / Streets	\$ -	\$ -	\$ -	\$ -	\$ -	\$ -	\$ -	\$ -	\$ -
	Local Transportation / Transit	\$ -	\$ -	\$ -	\$ -	\$ -	\$ -	\$ -	\$ -	\$ -
	Measure "C"/"V"	\$ -	\$ -	\$ -	\$ -	\$ -	\$ -	\$ -	\$ -	\$ -
	Other, Community:	\$ -	\$ -	\$ -	\$ -	\$ -	\$ -	\$ -	\$ -	\$ -
	Other, Federal:	\$ -	\$ -	\$ -	\$ -	\$ -	\$ -	\$ -	\$ -	\$ -
	Other, State:	\$ -	\$ -	\$ -	\$ -	\$ -	\$ -	\$ -	\$ -	\$ -
	State Active Transportation Program	\$ -	\$ -	\$ -	\$ -	\$ -	\$ -	\$ -	\$ -	\$ -
	State Water Board Financial Assistance	\$ -	\$ -	\$ -	\$ -	\$ -	\$ -	\$ -	\$ -	\$ -
2301	CDBG-DR	\$ 26	\$ 1,224	\$ 111,250	\$ 112,500	\$ 112,500	\$ 68,750	\$ -	\$ -	\$ 406,250
	Utility Reimbursements	\$ -	\$ -	\$ -	\$ -	\$ -	\$ -	\$ -	\$ -	\$ -
	Insurance	\$ -	\$ -	\$ -	\$ -	\$ -	\$ -	\$ -	\$ -	\$ -
	Program Participant	\$ -	\$ -	\$ -	\$ -	\$ -	\$ -	\$ -	\$ -	\$ -
	Unfunded	\$ -	\$ -	\$ -	\$ -	\$ -	\$ -	\$ -	\$ -	\$ -
<b>Annual Total</b>		<b>\$ 104</b>	<b>\$ 4,896</b>	<b>\$ 445,000</b>	<b>\$ 450,000</b>	<b>\$ 450,000</b>	<b>\$ 275,000</b>	<b>\$ -</b>	<b>\$ -</b>	<b>\$ 1,625,000</b>



**Town of Paradise Fiscal Year 2024/2025  
Capital Improvement & Disaster Recovery Plan**

<b>Project Title:</b> Defensible Space Code Enfc.	<b>Est. Start Date:</b> 4/1/2023	<b>Project Description</b> Funding to assist in hiring of additional Code Enforcement Officers who will be inspecting public, commercial, and private properties throughout the Town for hazardous fuels.
<b>CIP/DR:</b> DR	<b>Est. End Date:</b> 6/30/2026	
<b>Project No.:</b> 7316	<b>Department(s):</b> Disaster Recovery	
<b>Grant No.:</b> FEMA HMGP	<b>Funding Status:</b> Secured	

Project Development Costs										
Code	Project Phase / Type	Actuals Prior Years	Est. Actual 2023/2024	2024/2025	2025/2026	2026/2027	2027/2028	2028/2029	2026/Beyond	Total Costs
	Facilities Replacement / Construction	\$ -	\$ -	\$ -	\$ -	\$ -	\$ -	\$ -	\$ -	\$ -
	Equipment Replacement / Construction	\$ -	\$ -	\$ -	\$ -	\$ -	\$ -	\$ -	\$ -	\$ -
	Program Deployment	\$ 105	\$ 4,000	\$ 233,333	\$ 233,333	\$ 229,229	\$ -	\$ -	\$ -	\$ 700,000
	Alternatives Analysis / Report Preparation	\$ -	\$ -	\$ -	\$ -	\$ -	\$ -	\$ -	\$ -	\$ -
	Project Approval & Environmental Document	\$ -	\$ -	\$ -	\$ -	\$ -	\$ -	\$ -	\$ -	\$ -
	Plans, Specifications & Estimates	\$ -	\$ -	\$ -	\$ -	\$ -	\$ -	\$ -	\$ -	\$ -
	Preliminary Engineering/ Planning	\$ -	\$ -	\$ -	\$ -	\$ -	\$ -	\$ -	\$ -	\$ -
	Right of Way & Utility Relocation	\$ -	\$ -	\$ -	\$ -	\$ -	\$ -	\$ -	\$ -	\$ -
	Construction Engineering	\$ -	\$ -	\$ -	\$ -	\$ -	\$ -	\$ -	\$ -	\$ -
	Construction/ Implementation	\$ -	\$ -	\$ -	\$ -	\$ -	\$ -	\$ -	\$ -	\$ -
	Non-Infrastructure (Education Component)	\$ -	\$ -	\$ -	\$ -	\$ -	\$ -	\$ -	\$ -	\$ -
<b>Annual Total</b>		<b>\$ 105</b>	<b>\$ 4,000</b>	<b>\$ 233,333</b>	<b>\$ 233,333</b>	<b>\$ 229,229</b>	<b>\$ -</b>	<b>\$ -</b>	<b>\$ -</b>	<b>\$ 700,000</b>

Project Development Funding										
Code	Project Funding Source	Actuals Prior Years	Est. Actual 2023/2024	2024/2025	2025/2026	2026/2027	2027/2028	2028/2029	2026/Beyond	Total Funding
	General Fund	\$ 26	\$ 1,000	\$ 58,333	\$ 58,333	\$ 57,307	\$ -	\$ -	\$ -	\$ 175,000
	Federal Congestion Mitigation Air Quality	\$ -	\$ -	\$ -	\$ -	\$ -	\$ -	\$ -	\$ -	\$ -
	Federal Emergency Relief Program	\$ -	\$ -	\$ -	\$ -	\$ -	\$ -	\$ -	\$ -	\$ -
2136	Federal Hazard Mitigation Grant Program	\$ 79	\$ 3,000	\$ 175,000	\$ 175,000	\$ 171,922	\$ -	\$ -	\$ -	\$ 525,000
	Federal Highway Safety Improvement Program	\$ -	\$ -	\$ -	\$ -	\$ -	\$ -	\$ -	\$ -	\$ -
	Federal, FEMA Public Assistance	\$ -	\$ -	\$ -	\$ -	\$ -	\$ -	\$ -	\$ -	\$ -
	Federal, Economic Development Administration	\$ -	\$ -	\$ -	\$ -	\$ -	\$ -	\$ -	\$ -	\$ -
	Federal, United States Department of Agriculture	\$ -	\$ -	\$ -	\$ -	\$ -	\$ -	\$ -	\$ -	\$ -
	Gas Tax / Streets	\$ -	\$ -	\$ -	\$ -	\$ -	\$ -	\$ -	\$ -	\$ -
	Local Transportation / Transit	\$ -	\$ -	\$ -	\$ -	\$ -	\$ -	\$ -	\$ -	\$ -
	Measure "C"/"V"	\$ -	\$ -	\$ -	\$ -	\$ -	\$ -	\$ -	\$ -	\$ -
	Other, Community:	\$ -	\$ -	\$ -	\$ -	\$ -	\$ -	\$ -	\$ -	\$ -
	Other, Federal:	\$ -	\$ -	\$ -	\$ -	\$ -	\$ -	\$ -	\$ -	\$ -
	Other, State:	\$ -	\$ -	\$ -	\$ -	\$ -	\$ -	\$ -	\$ -	\$ -
	State Active Transportation Program	\$ -	\$ -	\$ -	\$ -	\$ -	\$ -	\$ -	\$ -	\$ -
	State Water Board Financial Assistance	\$ -	\$ -	\$ -	\$ -	\$ -	\$ -	\$ -	\$ -	\$ -
2301	CDBG-DR	\$ -	\$ -	\$ -	\$ -	\$ -	\$ -	\$ -	\$ -	\$ -
	Utility Reimbursements	\$ -	\$ -	\$ -	\$ -	\$ -	\$ -	\$ -	\$ -	\$ -
	Insurance	\$ -	\$ -	\$ -	\$ -	\$ -	\$ -	\$ -	\$ -	\$ -
	Program Participant	\$ -	\$ -	\$ -	\$ -	\$ -	\$ -	\$ -	\$ -	\$ -
	Unfunded	\$ -	\$ -	\$ -	\$ -	\$ -	\$ -	\$ -	\$ -	\$ -
<b>Annual Total</b>		<b>\$ 105</b>	<b>\$ 4,000</b>	<b>\$ 233,333</b>	<b>\$ 233,333</b>	<b>\$ 229,229</b>	<b>\$ -</b>	<b>\$ -</b>	<b>\$ -</b>	<b>\$ 700,000</b>

**Town of Paradise Fiscal Year 2024/2025  
Capital Improvement & Disaster Recovery Plan**

<b>Project Title:</b> Camp Fire Hydrant Repairs	<b>Est. Start Date:</b> 10/1/2022	<b>Project Description</b> Repair fire hydrants damaged by the Camp Fire townwide.
<b>CIP/DR:</b> DR	<b>Est. End Date:</b> 6/30/2025	
<b>Project No.:</b> 8404	<b>Department(s):</b> Public Works	
<b>Grant No.:</b> FEMA PA	<b>Funding Status:</b> Secured	

Project Development Costs										
Code	Project Phase / Type	Actuals Prior Years	Est. Actual 2023/2024	2024/2025	2025/2026	2026/2027	2027/2028	2028/2029	2026/Beyond	Total Costs
	Facilities Replacement / Construction	\$ -	\$ -	\$ -	\$ -	\$ -	\$ -	\$ -	\$ -	\$ -
	Equipment Replacement / Construction	\$ -	\$ -	\$ -	\$ -	\$ -	\$ -	\$ -	\$ -	\$ -
	Program Deployment	\$ -	\$ -	\$ -	\$ -	\$ -	\$ -	\$ -	\$ -	\$ -
	Alternatives Analysis / Report Preparation	\$ -	\$ -	\$ -	\$ -	\$ -	\$ -	\$ -	\$ -	\$ -
	Project Approval & Environmental Document	\$ -	\$ -	\$ -	\$ -	\$ -	\$ -	\$ -	\$ -	\$ -
	Plans, Specifications & Estimates	\$ -	40,000	35,000	\$ -	\$ -	\$ -	\$ -	\$ -	75,000
	Preliminary Engineering/ Planning	\$ -	\$ -	\$ -	\$ -	\$ -	\$ -	\$ -	\$ -	\$ -
	Right of Way & Utility Relocation	\$ -	\$ -	\$ -	\$ -	\$ -	\$ -	\$ -	\$ -	\$ -
	Construction Engineering	\$ -	\$ -	\$ -	\$ -	\$ -	\$ -	\$ -	\$ -	\$ -
	Construction/ Implementation	\$ -	\$ -	176,360	\$ -	\$ -	\$ -	\$ -	\$ -	176,360
	Non-Infrastructure (Education Component)	\$ -	\$ -	\$ -	\$ -	\$ -	\$ -	\$ -	\$ -	\$ -
<b>Annual Total</b>		<b>\$ -</b>	<b>\$ 40,000</b>	<b>\$ 211,360</b>	<b>\$ -</b>	<b>\$ -</b>	<b>\$ -</b>	<b>\$ -</b>	<b>\$ -</b>	<b>\$ 251,360</b>

Project Development Funding										
Code	Project Funding Source	Actuals Prior Years	Est. Actual 2023/2024	2024/2025	2025/2026	2026/2027	2027/2028	2028/2029	2029/Beyond	Total Funding
	General Fund	\$ -	2,500	13,210	\$ -	\$ -	\$ -	\$ -	\$ -	15,710
	Federal Congestion Mitigation Air Quality	\$ -	\$ -	\$ -	\$ -	\$ -	\$ -	\$ -	\$ -	\$ -
	Federal Emergency Relief Program	\$ -	\$ -	\$ -	\$ -	\$ -	\$ -	\$ -	\$ -	\$ -
	Federal Hazard Mitigation Grant Program	\$ -	\$ -	\$ -	\$ -	\$ -	\$ -	\$ -	\$ -	\$ -
	Federal Highway Safety Improvement Program	\$ -	\$ -	\$ -	\$ -	\$ -	\$ -	\$ -	\$ -	\$ -
2090	Federal, FEMA Public Assistance	\$ -	30,000	158,520	\$ -	\$ -	\$ -	\$ -	\$ -	188,520
	Federal, Economic Development Administration	\$ -	\$ -	\$ -	\$ -	\$ -	\$ -	\$ -	\$ -	\$ -
	Federal, United States Department of Agriculture	\$ -	\$ -	\$ -	\$ -	\$ -	\$ -	\$ -	\$ -	\$ -
	Gas Tax / Streets	\$ -	\$ -	\$ -	\$ -	\$ -	\$ -	\$ -	\$ -	\$ -
	Local Transportation / Transit	\$ -	\$ -	\$ -	\$ -	\$ -	\$ -	\$ -	\$ -	\$ -
	Measure "C"/"V"	\$ -	\$ -	\$ -	\$ -	\$ -	\$ -	\$ -	\$ -	\$ -
	Other, Community:	\$ -	\$ -	\$ -	\$ -	\$ -	\$ -	\$ -	\$ -	\$ -
	Other, Federal:	\$ -	\$ -	\$ -	\$ -	\$ -	\$ -	\$ -	\$ -	\$ -
	Other, State:	\$ -	7,500	39,630	\$ -	\$ -	\$ -	\$ -	\$ -	47,130
	State Active Transportation Program	\$ -	\$ -	\$ -	\$ -	\$ -	\$ -	\$ -	\$ -	\$ -
	State Water Board Financial Assistance	\$ -	\$ -	\$ -	\$ -	\$ -	\$ -	\$ -	\$ -	\$ -
2301	CDBG-DR	\$ -	\$ -	\$ -	\$ -	\$ -	\$ -	\$ -	\$ -	\$ -
	Utility Reimbursements	\$ -	\$ -	\$ -	\$ -	\$ -	\$ -	\$ -	\$ -	\$ -
	Insurance	\$ -	\$ -	\$ -	\$ -	\$ -	\$ -	\$ -	\$ -	\$ -
	Program Participant	\$ -	\$ -	\$ -	\$ -	\$ -	\$ -	\$ -	\$ -	\$ -
	Unfunded	\$ -	\$ -	\$ -	\$ -	\$ -	\$ -	\$ -	\$ -	\$ -
<b>Annual Total</b>		<b>\$ -</b>	<b>\$ 40,000</b>	<b>\$ 211,360</b>	<b>\$ -</b>	<b>\$ -</b>	<b>\$ -</b>	<b>\$ -</b>	<b>\$ -</b>	<b>\$ 251,360</b>

**Town of Paradise Fiscal Year 2024/2025  
Capital Improvement & Disaster Recovery Plan**

<b>Project Title:</b> Off-System Road Rehabilitation	<b>Est. Start Date:</b> 10/1/2020	<b>Project Description</b> Off-System roadway rehabilitation of 227 roadway segments consisting of asphalt concrete overlays and full depth sections for areas with severe pavement damage.
<b>CIP/DR:</b> DR	<b>Est. End Date:</b> 6/30/2029	
<b>Project No.:</b> 8407	<b>Department(s):</b> Public Works	
<b>Grant No.:</b> FEMA PA CDBG-DR 18DRINFRA – 18006 - 33	<b>Funding Status:</b> Secured <b>Reso No.</b> 2022-12	

Project Development Costs										
Code	Project Phase / Type	Actuals Prior Years	Est. Actual 2023/2024	2024/2025	2025/2026	2026/2027	2027/2028	2028/2029	2026/Beyond	Total Costs
	Facilities Replacement / Construction	\$ -	\$ -	\$ -	\$ -	\$ -	\$ -	\$ -	\$ -	\$ -
	Equipment Replacement / Construction	\$ -	\$ -	\$ -	\$ -	\$ -	\$ -	\$ -	\$ -	\$ -
	Program Deployment	\$ -	\$ -	\$ -	\$ -	\$ -	\$ -	\$ -	\$ -	\$ -
	Alternatives Analysis / Report Preparation	\$ -	\$ -	\$ -	\$ -	\$ -	\$ -	\$ -	\$ -	\$ -
	Project Approval & Environmental Document	\$ -	\$ -	\$ -	\$ -	\$ -	\$ -	\$ -	\$ -	\$ -
	Plans, Specifications & Estimates	\$ -	\$ -	\$ -	\$ -	\$ -	\$ -	\$ -	\$ -	\$ -
	Preliminary Engineering/ Planning	\$ 2,994,226	\$ 16,000	\$ 53,774	\$ -	\$ -	\$ -	\$ -	\$ -	\$ 3,064,000
	Right of Way & Utility Relocation	\$ -	\$ -	\$ -	\$ -	\$ -	\$ -	\$ -	\$ -	\$ -
	Construction Engineering	\$ -	\$ 650,000	\$ 650,000	\$ 1,100,000	\$ 1,100,000	\$ 1,095,000	\$ -	\$ -	\$ 4,595,000
	Construction/ Implementation	\$ -	\$ 6,416,575	\$ 8,300,000	\$ 6,000,000	\$ 6,000,000	\$ 3,931,000	\$ 4,915,510	\$ -	\$ 35,563,085
	Non-Infrastructure (Education Component)	\$ -	\$ -	\$ -	\$ -	\$ -	\$ -	\$ -	\$ -	\$ -
<b>Annual Total</b>		<b>\$ 2,994,226</b>	<b>\$ 7,082,575</b>	<b>\$ 9,003,774</b>	<b>\$ 7,100,000</b>	<b>\$ 7,100,000</b>	<b>\$ 5,026,000</b>	<b>\$ 4,915,510</b>	<b>\$ -</b>	<b>\$ 43,222,085</b>

Project Development Funding										
Code	Project Funding Source	Actuals Prior Years	Est. Actual 2023/2024	2024/2025	2025/2026	2026/2027	2027/2028	2028/2029	2026/Beyond	Total Funding
	General Fund	\$ -	\$ -	\$ -	\$ -	\$ -	\$ -	\$ -	\$ -	\$ -
	Federal Congestion Mitigation Air Quality	\$ -	\$ -	\$ -	\$ -	\$ -	\$ -	\$ -	\$ -	\$ -
	Federal Emergency Relief Program	\$ -	\$ -	\$ -	\$ -	\$ -	\$ -	\$ -	\$ -	\$ -
	Federal Hazard Mitigation Grant Program	\$ -	\$ -	\$ -	\$ -	\$ -	\$ -	\$ -	\$ -	\$ -
2132	Federal Highway Safety Improvement Program	\$ -	\$ -	\$ -	\$ -	\$ -	\$ -	\$ -	\$ -	\$ -
	Federal, FEMA Public Assistance	\$ 2,245,670	\$ 5,299,500	\$ 6,752,831	\$ 5,325,000	\$ 5,325,000	\$ 3,769,500	\$ -	\$ -	\$ 28,717,500
	Federal, Economic Development Administration	\$ -	\$ -	\$ -	\$ -	\$ -	\$ -	\$ -	\$ -	\$ -
	Federal, United States Department of Agriculture	\$ -	\$ -	\$ -	\$ -	\$ -	\$ -	\$ -	\$ -	\$ -
	Gas Tax / Streets	\$ -	\$ 16,575	\$ -	\$ -	\$ -	\$ -	\$ -	\$ -	\$ 16,575
	Local Transportation / Transit	\$ -	\$ -	\$ -	\$ -	\$ -	\$ -	\$ -	\$ -	\$ -
	Measure "C"/"V"	\$ -	\$ -	\$ -	\$ -	\$ -	\$ -	\$ -	\$ -	\$ -
	Other, Community:	\$ -	\$ -	\$ -	\$ -	\$ -	\$ -	\$ -	\$ -	\$ -
	Other, Federal:	\$ -	\$ -	\$ -	\$ -	\$ -	\$ -	\$ -	\$ -	\$ -
2090	Other, State:	\$ 561,417	\$ 1,324,875	\$ 1,688,208	\$ 1,331,250	\$ 1,331,250	\$ 942,375	\$ -	\$ -	\$ 7,179,375
	State Active Transportation Program	\$ -	\$ -	\$ -	\$ -	\$ -	\$ -	\$ -	\$ -	\$ -
	State Water Board Financial Assistance	\$ -	\$ -	\$ -	\$ -	\$ -	\$ -	\$ -	\$ -	\$ -
2301	CDBG-DR	\$ 187,139	\$ 441,625	\$ 562,736	\$ 443,750	\$ 443,750	\$ 314,125	\$ 4,915,510	\$ -	\$ 7,308,635
	Utility Reimbursements	\$ -	\$ -	\$ -	\$ -	\$ -	\$ -	\$ -	\$ -	\$ -
2090	Insurance	\$ -	\$ -	\$ -	\$ -	\$ -	\$ -	\$ -	\$ -	\$ -
	Program Participant	\$ -	\$ -	\$ -	\$ -	\$ -	\$ -	\$ -	\$ -	\$ -
	Unfunded	\$ -	\$ -	\$ -	\$ -	\$ -	\$ -	\$ -	\$ -	\$ -
<b>Annual Total</b>		<b>\$ 2,994,226</b>	<b>\$ 7,082,575</b>	<b>\$ 9,003,774</b>	<b>\$ 7,100,000</b>	<b>\$ 7,100,000</b>	<b>\$ 5,026,000</b>	<b>\$ 4,915,510</b>	<b>\$ -</b>	<b>\$ 43,222,085</b>

**Town of Paradise Fiscal Year 2024/2025  
Capital Improvement & Disaster Recovery Plan**

<b>Project Title:</b> Go Paradise - Pentz Student Pathway	<b>Est. Start Date:</b> 7/1/2019	<b>Project Description</b> Construct a grade separated, Class I, bike-ped facility along the west side of Pentz Road between Pearson Rd and Billie Rd (1.63 miles). This project will tie into funded improvements between Bille Road and Wagstaff Road. Right-of-Way and construction funding have not been secured for this project.
<b>CIP/DR:</b> CIP	<b>Est. End Date:</b> 12/31/2028	
<b>Project No.:</b> 9389	<b>Department(s):</b> Public Works	
<b>Grant No.:</b> CML 5425 (042) CDBG-DR 18DRINFRA – 18006	<b>Funding Status:</b> Secured      Reso No. 2022-12	

Project Development Costs										
Code	Project Phase / Type	Actuals Prior Years	Est. Actual 2023/2024	2024/2025	2025/2026	2026/2027	2027/2028	2028/2029	2029/Beyond	Total Costs
	Facilities Replacement / Construction	\$ -	\$ -	\$ -	\$ -	\$ -	\$ -	\$ -	\$ -	\$ -
	Equipment Replacement / Construction	\$ -	\$ -	\$ -	\$ -	\$ -	\$ -	\$ -	\$ -	\$ -
	Program Deployment	\$ -	\$ -	\$ -	\$ -	\$ -	\$ -	\$ -	\$ -	\$ -
	Alternatives Analysis / Report Preparation	\$ -	\$ -	\$ -	\$ -	\$ -	\$ -	\$ -	\$ -	\$ -
	Project Approval & Environmental Document Plans, Specifications & Estimates	\$ 50,000	\$ 50,000	\$ -	\$ -	\$ -	\$ -	\$ -	\$ -	\$ 100,000
	Preliminary Engineering/ Planning	\$ 729,379	\$ 60,000	\$ 110,621	\$ -	\$ -	\$ -	\$ -	\$ -	\$ 900,000
	Right of Way & Utility Relocation	\$ -	\$ 100,000	\$ 900,000	\$ 1,000,000	\$ -	\$ -	\$ -	\$ -	\$ 2,000,000
	Construction Engineering	\$ -	\$ -	\$ -	\$ -	\$ 1,250,000	\$ 1,150,000	\$ 100,000	\$ -	\$ 2,500,000
	Construction/ Implementation	\$ -	\$ -	\$ -	\$ -	\$ 8,971,500	\$ 8,971,500	\$ 366,000	\$ -	\$ 18,309,000
	Non-Infrastructure (Education Component)	\$ -	\$ -	\$ -	\$ -	\$ -	\$ -	\$ -	\$ -	\$ -
<b>Annual Total</b>		<b>\$ 779,379</b>	<b>\$ 210,000</b>	<b>\$ 1,010,621</b>	<b>\$ 1,000,000</b>	<b>\$ 10,221,500</b>	<b>\$ 10,121,500</b>	<b>\$ 466,000</b>	<b>\$ -</b>	<b>\$ 23,809,000</b>

Project Development Funding										
Code	Project Funding Source	Actuals Prior Years	Est. Actual 2023/2024	2024/2025	2025/2026	2026/2027	2027/2028	2028/2029	2029/Beyond	Total Funding
	General Fund	\$ -	\$ -	\$ -	\$ -	\$ -	\$ -	\$ -	\$ -	\$ -
2112	Federal Congestion Mitigation Air Quality	\$ 700,000	\$ -	\$ -	\$ -	\$ -	\$ -	\$ -	\$ -	\$ 700,000
	Federal Emergency Relief Program	\$ -	\$ -	\$ -	\$ -	\$ -	\$ -	\$ -	\$ -	\$ -
	Federal Hazard Mitigation Grant Program	\$ -	\$ -	\$ -	\$ -	\$ -	\$ -	\$ -	\$ -	\$ -
	Federal Highway Safety Improvement Program	\$ -	\$ -	\$ -	\$ -	\$ -	\$ -	\$ -	\$ -	\$ -
	Federal, FEMA Public Assistance	\$ -	\$ -	\$ -	\$ -	\$ -	\$ -	\$ -	\$ -	\$ -
	Federal, Economic Development Administration	\$ -	\$ -	\$ -	\$ -	\$ -	\$ -	\$ -	\$ -	\$ -
	Federal, United States Department of Agriculture	\$ -	\$ -	\$ -	\$ -	\$ -	\$ -	\$ -	\$ -	\$ -
	Gas Tax / Streets	\$ -	\$ -	\$ -	\$ -	\$ -	\$ -	\$ -	\$ -	\$ -
	Local Transportation / Transit Measure "C"/"V"	\$ 79,379	\$ 20,621	\$ -	\$ -	\$ -	\$ -	\$ -	\$ -	\$ 100,000
	Other, Community:	\$ -	\$ -	\$ -	\$ -	\$ -	\$ -	\$ -	\$ -	\$ -
	Other, Federal:	\$ -	\$ -	\$ -	\$ -	\$ -	\$ -	\$ -	\$ -	\$ -
	Other, State:	\$ -	\$ -	\$ -	\$ -	\$ -	\$ -	\$ -	\$ -	\$ -
	State Active Transportation Program	\$ -	\$ 136,779	\$ 987,221	\$ 974,000	\$ 9,955,500	\$ 9,955,500	\$ -	\$ -	\$ 22,009,000
	State Water Board Financial Assistance	\$ -	\$ -	\$ -	\$ -	\$ -	\$ -	\$ -	\$ -	\$ -
	CDBG-DR	\$ -	\$ 52,600	\$ 23,400	\$ 26,000	\$ 266,000	\$ 166,000	\$ 466,000	\$ -	\$ 1,000,000
	Utility Reimbursements	\$ -	\$ -	\$ -	\$ -	\$ -	\$ -	\$ -	\$ -	\$ -
	Insurance	\$ -	\$ -	\$ -	\$ -	\$ -	\$ -	\$ -	\$ -	\$ -
	Program Participant	\$ -	\$ -	\$ -	\$ -	\$ -	\$ -	\$ -	\$ -	\$ -
	Unfunded	\$ -	\$ -	\$ -	\$ -	\$ -	\$ -	\$ -	\$ -	\$ -
<b>Annual Total</b>		<b>\$ 779,379</b>	<b>\$ 210,000</b>	<b>\$ 1,010,621</b>	<b>\$ 1,000,000</b>	<b>\$ 10,221,500</b>	<b>\$ 10,121,500</b>	<b>\$ 466,000</b>	<b>\$ -</b>	<b>\$ 23,809,000</b>

**Town of Paradise Fiscal Year 2024/2025  
Capital Improvement & Disaster Recovery Plan**

<b>Project Title:</b> Go Paradise - Neal Gateway Project	<b>Est. Start Date:</b> 7/1/2019	<b>Project Description</b> Along Neal Road, construct a grade separated, Class I, bike-ped facility along the west side of Neal Road within the project limits. This component will tie into project will tie into Butte County Class II Bike Lanes which terminate at Town Limits, bringing both novice and experienced bicyclists and pedestrians to existing the 5-mile Class I facility at the Neal/Skyway intersection. Along Skyway, infill all missing sidewalks to connect to area resources and government facilities. Right-of-Way and construction funding have not been secured for this project.
<b>CIP/DR:</b> CIP	<b>Est. End Date:</b> 6/30/2028	
<b>Project No.:</b> 9390	<b>Department(s):</b> Public Works	
<b>Grant No.:</b> CML 5425 (043) CDBG-DR 18DRINFRA – 18006	<b>Funding Status:</b> Secured	
	Reso No. 2022-12	

Project Development Costs										
Code	Project Phase / Type	Actuals Prior Years	Est. Actual 2023/2024	2024/2025	2025/2026	2026/2027	2027/2028	2028/2029	2026/Beyond	Total Costs
	Facilities Replacement / Construction	\$ -	\$ -	\$ -	\$ -	\$ -	\$ -	\$ -	\$ -	\$ -
	Equipment Replacement / Construction	\$ -	\$ -	\$ -	\$ -	\$ -	\$ -	\$ -	\$ -	\$ -
	Program Deployment	\$ -	\$ -	\$ -	\$ -	\$ -	\$ -	\$ -	\$ -	\$ -
	Alternatives Analysis / Report Preparation	\$ -	\$ -	\$ -	\$ -	\$ -	\$ -	\$ -	\$ -	\$ -
	Project Approval & Environmental Document	\$ -	\$ -	\$ 48,000	\$ -	\$ -	\$ -	\$ -	\$ -	\$ 48,000
	Plans, Specifications & Estimates	\$ -	\$ -	\$ 352,000	\$ 50,000	\$ -	\$ -	\$ -	\$ -	\$ 402,000
	Preliminary Engineering/ Planning	\$ 317,394	\$ 232,606	\$ -	\$ -	\$ -	\$ -	\$ -	\$ -	\$ 550,000
	Right of Way & Utility Relocation	\$ -	\$ -	\$ 300,000	\$ 1,207,000	\$ -	\$ -	\$ -	\$ -	\$ 1,507,000
	Construction Engineering	\$ -	\$ -	\$ -	\$ 700,000	\$ 700,000	\$ -	\$ -	\$ -	\$ 1,400,000
	Construction/ Implementation	\$ -	\$ -	\$ -	\$ 4,704,000	\$ 5,087,000	\$ -	\$ -	\$ -	\$ 9,791,000
	Non-Infrastructure (Education Component)	\$ -	\$ -	\$ -	\$ -	\$ -	\$ -	\$ -	\$ -	\$ -
	<b>Annual Total</b>	<b>\$ 317,394</b>	<b>\$ 232,606</b>	<b>\$ 700,000</b>	<b>\$ 6,661,000</b>	<b>\$ 5,787,000</b>	<b>\$ -</b>	<b>\$ -</b>	<b>\$ -</b>	<b>\$ 13,698,000</b>

Project Development Funding										
Code	Project Funding Source	Actuals Prior Years	Est. Actual 2023/2024	2024/2025	2025/2026	2026/2027	2027/2028	2028/2029	2026/Beyond	Total Funding
	General Fund	\$ -	\$ -	\$ -	\$ -	\$ -	\$ -	\$ -	\$ -	\$ -
2112	Federal Congestion Mitigation Air Quality	\$ 317,394	\$ 232,606	\$ -	\$ -	\$ -	\$ -	\$ -	\$ -	\$ 550,000
	Federal Emergency Relief Program	\$ -	\$ -	\$ -	\$ -	\$ -	\$ -	\$ -	\$ -	\$ -
	Federal Hazard Mitigation Grant Program	\$ -	\$ -	\$ -	\$ -	\$ -	\$ -	\$ -	\$ -	\$ -
	Federal Highway Safety Improvement Program	\$ -	\$ -	\$ -	\$ -	\$ -	\$ -	\$ -	\$ -	\$ -
	Federal, FEMA Public Assistance	\$ -	\$ -	\$ -	\$ -	\$ -	\$ -	\$ -	\$ -	\$ -
	Federal, Economic Development Administration	\$ -	\$ -	\$ -	\$ -	\$ -	\$ -	\$ -	\$ -	\$ -
	Federal, United States Department of Agriculture	\$ -	\$ -	\$ -	\$ -	\$ -	\$ -	\$ -	\$ -	\$ -
	Gas Tax / Streets	\$ -	\$ -	\$ -	\$ -	\$ -	\$ -	\$ -	\$ -	\$ -
	Local Transportation / Transit	\$ -	\$ -	\$ -	\$ -	\$ -	\$ -	\$ -	\$ -	\$ -
	Measure "C"/"V"	\$ -	\$ -	\$ -	\$ -	\$ -	\$ -	\$ -	\$ -	\$ -
	Other, Community:	\$ -	\$ -	\$ -	\$ -	\$ -	\$ -	\$ -	\$ -	\$ -
	Other, Federal:	\$ -	\$ -	\$ -	\$ -	\$ -	\$ -	\$ -	\$ -	\$ -
	Other, State:	\$ -	\$ -	\$ -	\$ -	\$ -	\$ -	\$ -	\$ -	\$ -
	State Active Transportation Program	\$ -	\$ -	\$ 647,820	\$ 6,522,595	\$ 5,177,586	\$ -	\$ -	\$ -	\$ 12,348,000
	State Water Board Financial Assistance	\$ -	\$ -	\$ -	\$ -	\$ -	\$ -	\$ -	\$ -	\$ -
	CDBG-DR	\$ -	\$ -	\$ 52,180	\$ 138,405	\$ 609,414	\$ -	\$ -	\$ -	\$ 800,000
	Utility Reimbursements	\$ -	\$ -	\$ -	\$ -	\$ -	\$ -	\$ -	\$ -	\$ -
	Insurance	\$ -	\$ -	\$ -	\$ -	\$ -	\$ -	\$ -	\$ -	\$ -
	Program Participant	\$ -	\$ -	\$ -	\$ -	\$ -	\$ -	\$ -	\$ -	\$ -
	Unfunded	\$ -	\$ -	\$ -	\$ -	\$ -	\$ -	\$ -	\$ -	\$ -
	<b>Annual Total</b>	<b>\$ 317,394</b>	<b>\$ 232,606</b>	<b>\$ 700,000</b>	<b>\$ 6,661,000</b>	<b>\$ 5,787,000</b>	<b>\$ -</b>	<b>\$ -</b>	<b>\$ -</b>	<b>\$ 13,698,000</b>

**Town of Paradise Fiscal Year 2024/2025  
Capital Improvement & Disaster Recovery Plan**

<b>Project Title:</b> Oliver Curve Pathway Project	<b>Est. Start Date:</b> 7/1/2019	<b>Project Description</b> Along Oliver Road, construct a grade separated, Class I, bike-ped facility along the west side of Oliver Road within the project limits. This project is a proactive safety effort to protect bicyclists and pedestrians along a heavily traveled corridor around a horizontal curve. In this location, the many daily bicyclists and pedestrians are forced to walk the edge line, causing vehicles to swerve into oncoming traffic. Construction and partial construction engineering funding has not been secured for this project.
<b>CIP/DR:</b> CIP	<b>Est. End Date:</b> 12/31/2028	
<b>Project No.:</b> 9391	<b>Department(s):</b> Public Works	
<b>Grant No.:</b> CML 5425 (044) CDBG-DR 18DRINFRA – 18006 - 28	<b>Funding Status:</b> Partially Secured    Reso No. 2022-12	

Project Development Costs										
Code	Project Phase / Type	Actuals Prior Years	Est. Actual 2023/2024	2024/2025	2025/2026	2026/2027	2027/2028	2028/2029	2026/Beyond	Total Costs
	Facilities Replacement / Construction	\$ -	\$ -	\$ -	\$ -	\$ -	\$ -	\$ -	\$ -	\$ -
	Equipment Replacement / Construction	\$ -	\$ -	\$ -	\$ -	\$ -	\$ -	\$ -	\$ -	\$ -
	Program Deployment	\$ -	\$ -	\$ -	\$ -	\$ -	\$ -	\$ -	\$ -	\$ -
	Alternatives Analysis / Report Preparation	\$ -	\$ -	\$ -	\$ -	\$ -	\$ -	\$ -	\$ -	\$ -
	Project Approval & Environmental Document	\$ -	\$ -	50,000	\$ -	\$ -	\$ -	\$ -	\$ -	50,000
	Plans, Specifications & Estimates	\$ -	\$ -	\$ -	\$ -	\$ -	\$ -	\$ -	\$ -	\$ -
	Preliminary Engineering/ Planning	\$ 316,623	\$ 10,000	423,377	400,000	\$ -	\$ -	\$ -	\$ -	1,150,000
	Right of Way & Utility Relocation	\$ -	\$ -	300,000	700,000	\$ -	\$ -	\$ -	\$ -	1,000,000
	Construction Engineering	\$ -	\$ -	\$ -	\$ -	850,000	850,000	\$ -	\$ -	1,700,000
	Construction/ Implementation	\$ -	\$ -	\$ -	\$ -	4,825,035	4,825,035	\$ -	\$ -	9,650,070
	Non-Infrastructure (Education Component)	\$ -	\$ -	\$ -	\$ -	\$ -	\$ -	\$ -	\$ -	\$ -
<b>Annual Total</b>		<b>\$ 316,623</b>	<b>\$ 10,000</b>	<b>\$ 773,377</b>	<b>\$ 1,100,000</b>	<b>\$ 5,675,035</b>	<b>\$ 5,675,035</b>	<b>\$ -</b>	<b>\$ -</b>	<b>\$ 13,550,070</b>

Project Development Funding										
Code	Project Funding Source	Actuals Prior Years	Est. Actual 2023/2024	2024/2025	2025/2026	2026/2027	2027/2028	2028/2029	2026/Beyond	Total Funding
	General Fund	\$ -	\$ -	\$ -	\$ -	\$ -	\$ -	\$ -	\$ -	\$ -
2112	Federal Congestion Mitigation Air Quality	\$ 316,623	\$ 10,000	123,377	\$ -	\$ -	\$ -	\$ -	\$ -	450,000
	Federal Emergency Relief Program	\$ -	\$ -	\$ -	\$ -	\$ -	\$ -	\$ -	\$ -	\$ -
	Federal Hazard Mitigation Grant Program	\$ -	\$ -	\$ -	\$ -	\$ -	\$ -	\$ -	\$ -	\$ -
	Federal Highway Safety Improvement Program	\$ -	\$ -	\$ -	\$ -	\$ -	\$ -	\$ -	\$ -	\$ -
	Federal, FEMA Public Assistance	\$ -	\$ -	\$ -	\$ -	\$ -	\$ -	\$ -	\$ -	\$ -
	Federal, Economic Development Administration	\$ -	\$ -	\$ -	\$ -	\$ -	\$ -	\$ -	\$ -	\$ -
	Federal, United States Department of Agriculture	\$ -	\$ -	\$ -	\$ -	\$ -	\$ -	\$ -	\$ -	\$ -
	Gas Tax / Streets	\$ -	\$ -	\$ -	\$ -	\$ -	\$ -	\$ -	\$ -	\$ -
2110	Local Transportation / Transit	\$ -	\$ -	\$ -	\$ -	\$ -	\$ -	\$ -	\$ -	\$ -
	Measure "C"/"V"	\$ -	\$ -	\$ -	\$ -	\$ -	\$ -	\$ -	\$ -	\$ -
	Other, Community:	\$ -	\$ -	\$ -	\$ -	\$ -	\$ -	\$ -	\$ -	\$ -
	Other, Federal:	\$ -	\$ -	\$ -	\$ -	\$ -	\$ -	\$ -	\$ -	\$ -
	Other, State:	\$ -	\$ -	\$ -	\$ -	\$ -	\$ -	\$ -	\$ -	\$ -
	State Active Transportation Program	\$ -	\$ -	\$ -	\$ -	\$ -	\$ -	\$ -	\$ -	\$ -
	State Water Board Financial Assistance	\$ -	\$ -	\$ -	\$ -	\$ -	\$ -	\$ -	\$ -	\$ -
	CDBG-DR	\$ -	\$ -	650,000	1,100,000	650,000	700,000	\$ -	\$ -	3,100,000
	Utility Reimbursements	\$ -	\$ -	\$ -	\$ -	\$ -	\$ -	\$ -	\$ -	\$ -
	Insurance	\$ -	\$ -	\$ -	\$ -	\$ -	\$ -	\$ -	\$ -	\$ -
	Program Participant	\$ -	\$ -	\$ -	\$ -	\$ -	\$ -	\$ -	\$ -	\$ -
	Unfunded	\$ -	\$ -	\$ -	\$ -	5,025,035	4,975,035	\$ -	\$ -	10,000,070
<b>Annual Total</b>		<b>\$ 316,623</b>	<b>\$ 10,000</b>	<b>\$ 773,377</b>	<b>\$ 1,100,000</b>	<b>\$ 5,675,035</b>	<b>\$ 5,675,035</b>	<b>\$ -</b>	<b>\$ -</b>	<b>\$ 13,550,070</b>

**Town of Paradise Fiscal Year 2024/2025  
Capital Improvement & Disaster Recovery Plan**

<b>Project Title:</b> Paradise Sewer Project	<b>Est. Start Date:</b> 1/1/2020	<b>Project Description</b> Paradise Sewer Project that proposes to connect 1,483 parcels in the Sewer Service Area. 18 mile export pipeline to the City of Chico WPCP. Progressive Design Build Contract and Owner's Agent Services.
<b>CIP/DR:</b> CIP	<b>Est. End Date:</b> 6/30/2028	
<b>Project No.:</b> 9394	<b>Department(s):</b> Public Works	
<b>Grant No.:</b> CDBG-DR 18DRINFRA – 18006	<b>Funding Status:</b> Partially Secured    Reso No. 2022-12	

Project Development Costs										
Code	Project Phase / Type	Actuals Prior Years	Est. Actual 2023/2024	2024/2025	2025/2026	2026/2027	2027/2028	2028/2029	2029/Beyond	Total Costs
	Facilities Replacement / Construction	\$ -	\$ -	\$ -	\$ -	\$ -	\$ -	\$ -	\$ 600,000	\$ 600,000
	Equipment Replacement / Construction	\$ -	\$ -	\$ -	\$ -	\$ -	\$ -	\$ -	\$ -	\$ -
	Program Deployment	\$ -	\$ -	\$ -	\$ -	\$ -	\$ -	\$ 2,000,000	\$ 3,400,000	\$ 5,400,000
	Alternatives Analysis / Report Preparation	\$ -	\$ -	\$ -	\$ -	\$ -	\$ -	\$ -	\$ -	\$ -
	Project Approval & Environmental Document	\$ 3,219,594	\$ 3,000,000	\$ 1,663,346	\$ -	\$ -	\$ -	\$ -	\$ -	\$ 7,882,940
	Plans, Specifications & Estimates	\$ -	\$ -	\$ -	\$ -	\$ -	\$ -	\$ -	\$ -	\$ -
	Preliminary Engineering/ Planning	\$ -	\$ -	\$ 15,000,000	\$ 11,000,000	\$ -	\$ -	\$ -	\$ -	\$ 26,000,000
	Right of Way & Utility Relocation	\$ -	\$ -	\$ 4,300,000	\$ 700,000	\$ -	\$ -	\$ -	\$ -	\$ 5,000,000
	Construction Engineering	\$ -	\$ -	\$ -	\$ -	\$ 2,000,000	\$ 2,000,000	\$ 2,000,000	\$ -	\$ 6,000,000
	Construction/ Implementation	\$ -	\$ -	\$ -	\$ 39,900,000	\$ 91,200,000	\$ 78,600,000	\$ 46,100,000	\$ -	\$ 255,800,000
	Non-Infrastructure (Education Component)	\$ -	\$ -	\$ -	\$ -	\$ -	\$ -	\$ -	\$ -	\$ -
<b>Annual Total</b>		<b>\$ 3,219,594</b>	<b>\$ 3,000,000</b>	<b>\$ 20,963,346</b>	<b>\$ 51,600,000</b>	<b>\$ 93,200,000</b>	<b>\$ 80,600,000</b>	<b>\$ 50,100,000</b>	<b>\$ 4,000,000</b>	<b>\$ 306,682,940</b>

Project Development Funding										
Code	Project Funding Source	Actuals Prior Years	Est. Actual 2023/2024	2024/2025	2025/2026	2026/2027	2027/2028	2028/2029	2029/Beyond	Total Funding
	General Fund	\$ 9,507	\$ -	\$ -	\$ -	\$ -	\$ -	\$ 2,000,000	\$ 4,000,000	\$ 6,009,507
	Federal Congestion Mitigation Air Quality	\$ -	\$ -	\$ -	\$ -	\$ -	\$ -	\$ -	\$ -	\$ -
	Federal Emergency Relief Program	\$ -	\$ -	\$ -	\$ -	\$ -	\$ -	\$ -	\$ -	\$ -
	Federal Hazard Mitigation Grant Program	\$ -	\$ -	\$ -	\$ -	\$ -	\$ -	\$ -	\$ -	\$ -
	Federal Highway Safety Improvement Program	\$ -	\$ -	\$ -	\$ -	\$ -	\$ -	\$ -	\$ -	\$ -
	Federal, FEMA Public Assistance	\$ -	\$ -	\$ -	\$ -	\$ -	\$ -	\$ -	\$ -	\$ -
	Federal, Economic Development Administration	\$ -	\$ -	\$ -	\$ -	\$ -	\$ -	\$ -	\$ -	\$ -
2138	Federal, United States Department of Agriculture	\$ -	\$ -	\$ -	\$ -	\$ -	\$ -	\$ -	\$ -	\$ -
	Gas Tax / Streets	\$ -	\$ -	\$ -	\$ -	\$ -	\$ -	\$ -	\$ -	\$ -
	Local Transportation / Transit	\$ -	\$ -	\$ -	\$ -	\$ -	\$ -	\$ -	\$ -	\$ -
	Measure "C"/"V"	\$ -	\$ -	\$ -	\$ -	\$ -	\$ -	\$ -	\$ -	\$ -
	Other, Community:	\$ -	\$ -	\$ -	\$ -	\$ -	\$ -	\$ -	\$ -	\$ -
	Other, Federal:	\$ 172,320	\$ -	\$ -	\$ -	\$ -	\$ -	\$ -	\$ -	\$ 172,320
2090	Other, State:	\$ 800,000	\$ -	\$ -	\$ -	\$ -	\$ -	\$ -	\$ -	\$ 800,000
	State Active Transportation Program	\$ -	\$ -	\$ -	\$ -	\$ -	\$ -	\$ -	\$ -	\$ -
2130	State Water Board Financial Assistance	\$ 1,887,885	\$ 9,600	\$ -	\$ -	\$ -	\$ -	\$ -	\$ -	\$ 1,897,485
2301	CDBG-DR	\$ 349,882	\$ 2,990,400	\$ 20,963,346	\$ 5,696,372	\$ 15,145,299	\$ -	\$ -	\$ -	\$ 45,145,299
	Utility Reimbursements	\$ -	\$ -	\$ -	\$ -	\$ -	\$ -	\$ -	\$ -	\$ -
	Insurance	\$ -	\$ -	\$ -	\$ -	\$ -	\$ -	\$ -	\$ -	\$ -
	Program Participant	\$ -	\$ -	\$ -	\$ -	\$ -	\$ -	\$ -	\$ -	\$ -
	Unfunded	\$ -	\$ -	\$ -	\$ 45,903,628	\$ 78,054,701	\$ 80,600,000	\$ 48,100,000	\$ -	\$ 252,658,329
<b>Annual Total</b>		<b>\$ 3,219,594</b>	<b>\$ 3,000,000</b>	<b>\$ 20,963,346</b>	<b>\$ 51,600,000</b>	<b>\$ 93,200,000</b>	<b>\$ 80,600,000</b>	<b>\$ 50,100,000</b>	<b>\$ 4,000,000</b>	<b>\$ 306,682,940</b>

**Town of Paradise Fiscal Year 2024/2025  
Capital Improvement & Disaster Recovery Plan**

<b>Project Title:</b> Systemic Intersection Safety Improvements	<b>Est. Start Date:</b> 8/15/2019	<b>Project Description</b> Systemically improve (16) stop-controlled intersections at various locations town wide.
<b>CIP/DR:</b> CIP	<b>Est. End Date:</b> 6/30/2027	
<b>Project No.:</b> 9408	<b>Department(s):</b> Public Works	
<b>Grant No.:</b> HSIPL 5425 (041)	<b>Funding Status:</b> Secured	

Project Development Costs										
Code	Project Phase / Type	Actuals Prior Years	Est. Actual 2023/2024	2024/2025	2025/2026	2026/2027	2027/2028	2028/2029	2026/Beyond	Total Costs
	Facilities Replacement / Construction	\$ -	\$ -	\$ -	\$ -	\$ -	\$ -	\$ -	\$ -	\$ -
	Equipment Replacement / Construction	\$ -	\$ -	\$ -	\$ -	\$ -	\$ -	\$ -	\$ -	\$ -
	Program Deployment	\$ -	\$ -	\$ -	\$ -	\$ -	\$ -	\$ -	\$ -	\$ -
	Alternatives Analysis / Report Preparation	\$ -	\$ -	\$ -	\$ -	\$ -	\$ -	\$ -	\$ -	\$ -
	Project Approval & Environmental Document Plans, Specifications & Estimates	\$ -	\$ -	\$ -	\$ -	\$ -	\$ -	\$ -	\$ -	\$ -
	Preliminary Engineering/ Planning	\$ 186,286	\$ -	\$ -	\$ -	\$ -	\$ -	\$ -	\$ -	\$ 186,286
	Right of Way & Utility Relocation	\$ -	\$ -	\$ -	\$ -	\$ -	\$ -	\$ -	\$ -	\$ -
	Construction Engineering	\$ 5,254	\$ 5,000	\$ 15,000	\$ 15,000	\$ 14,732	\$ -	\$ -	\$ -	\$ 54,986
	Construction/ Implementation	\$ 11,604	\$ 15,000	\$ 115,000	\$ 115,000	\$ 109,954	\$ -	\$ -	\$ -	\$ 366,558
	Non-Infrastructure (Education Component)	\$ -	\$ -	\$ -	\$ -	\$ -	\$ -	\$ -	\$ -	\$ -
<b>Annual Total</b>		<b>\$ 203,144</b>	<b>\$ 20,000</b>	<b>\$ 130,000</b>	<b>\$ 130,000</b>	<b>\$ 124,686</b>	<b>\$ -</b>	<b>\$ -</b>	<b>\$ -</b>	<b>\$ 607,830</b>

Project Development Funding										
Code	Project Funding Source	Actuals Prior Years	Est. Actual 2023/2024	2024/2025	2025/2026	2026/2027	2027/2028	2028/2029	2026/Beyond	Total Funding
	General Fund	\$ -	\$ -	\$ -	\$ -	\$ -	\$ -	\$ -	\$ -	\$ -
	Federal Congestion Mitigation Air Quality	\$ -	\$ -	\$ -	\$ -	\$ -	\$ -	\$ -	\$ -	\$ -
	Federal Emergency Relief Program	\$ -	\$ -	\$ -	\$ -	\$ -	\$ -	\$ -	\$ -	\$ -
	Federal Hazard Mitigation Grant Program	\$ -	\$ -	\$ -	\$ -	\$ -	\$ -	\$ -	\$ -	\$ -
2132	Federal Highway Safety Improvement Program	\$ 182,829	\$ 18,000	\$ 117,000	\$ 117,000	\$ 112,217	\$ -	\$ -	\$ -	\$ 547,047
	Federal, FEMA Public Assistance	\$ -	\$ -	\$ -	\$ -	\$ -	\$ -	\$ -	\$ -	\$ -
	Federal, Economic Development Administration	\$ -	\$ -	\$ -	\$ -	\$ -	\$ -	\$ -	\$ -	\$ -
	Federal, United States Department of Agriculture	\$ -	\$ -	\$ -	\$ -	\$ -	\$ -	\$ -	\$ -	\$ -
	Gas Tax / Streets	\$ -	\$ -	\$ -	\$ -	\$ -	\$ -	\$ -	\$ -	\$ -
2110	Local Transportation / Transit	\$ 20,314	\$ 2,000	\$ 13,000	\$ 13,000	\$ 12,469	\$ -	\$ -	\$ -	\$ 60,783
	Measure "C"/"V"	\$ -	\$ -	\$ -	\$ -	\$ -	\$ -	\$ -	\$ -	\$ -
	Other, Community:	\$ -	\$ -	\$ -	\$ -	\$ -	\$ -	\$ -	\$ -	\$ -
	Other, Federal:	\$ -	\$ -	\$ -	\$ -	\$ -	\$ -	\$ -	\$ -	\$ -
	Other, State:	\$ -	\$ -	\$ -	\$ -	\$ -	\$ -	\$ -	\$ -	\$ -
	State Active Transportation Program	\$ -	\$ -	\$ -	\$ -	\$ -	\$ -	\$ -	\$ -	\$ -
	State Water Board Financial Assistance	\$ -	\$ -	\$ -	\$ -	\$ -	\$ -	\$ -	\$ -	\$ -
	CDBG-DR	\$ -	\$ -	\$ -	\$ -	\$ -	\$ -	\$ -	\$ -	\$ -
	Utility Reimbursements	\$ -	\$ -	\$ -	\$ -	\$ -	\$ -	\$ -	\$ -	\$ -
	Insurance	\$ -	\$ -	\$ -	\$ -	\$ -	\$ -	\$ -	\$ -	\$ -
	Program Participant	\$ -	\$ -	\$ -	\$ -	\$ -	\$ -	\$ -	\$ -	\$ -
	Unfunded	\$ -	\$ -	\$ -	\$ -	\$ -	\$ -	\$ -	\$ -	\$ -
<b>Annual Total</b>		<b>\$ 203,144</b>	<b>\$ 20,000</b>	<b>\$ 130,000</b>	<b>\$ 130,000</b>	<b>\$ 124,686</b>	<b>\$ -</b>	<b>\$ -</b>	<b>\$ -</b>	<b>\$ 607,830</b>



**Town of Paradise Fiscal Year 2024/2025  
Capital Improvement & Disaster Recovery Plan**

<b>Project Title:</b> Forest Service Road Improvements	<b>Est. Start Date:</b> 7/1/2023	<b>Project Description</b> The project acquires the right of way and improves approximately 1,940 feet of Forest Service Road by removing a layer of existing pavement via Cold Plane (CP) and resurfacing with hot mix asphalt overlay (HMA). In addition, the project extends the road from its current east-west alignment 900 feet west to connect to Skyway. Improvements include paving, striping, new shoulders, bike lane, and drainage facilities.
<b>CIP/DR:</b> CIP	<b>Est. End Date:</b> 12/31/2027	
<b>Project No.:</b> 9421	<b>Department(s):</b> Public Works	
<b>Grant No.:</b> CDBG-DR 18DRINFRA – 18006	<b>Funding Status:</b> Secured      Reso No. 2022-12	

Project Development Costs											
Code	Project Phase / Type	Actuals Prior Years	Est. Actual 2023/2024	2024/2025	2025/2026	2026/2027	2027/2028	2028/2029	2029/Beyond	Total Costs	
	Facilities Replacement / Construction	\$ -	\$ -	\$ -	\$ -	\$ -	\$ -	\$ -	\$ -	\$ -	
	Equipment Replacement / Construction	\$ -	\$ -	\$ -	\$ -	\$ -	\$ -	\$ -	\$ -	\$ -	
	Program Deployment	\$ -	\$ -	\$ -	\$ -	\$ -	\$ -	\$ -	\$ -	\$ -	
	Alternatives Analysis / Report Preparation	\$ -	\$ -	\$ -	\$ -	\$ -	\$ -	\$ -	\$ -	\$ -	
	Project Approval & Environmental Document	\$ -	\$ 5,000	\$ 95,000	\$ -	\$ -	\$ -	\$ -	\$ -	\$ 100,000	
	Plans, Specifications & Estimates	\$ -	\$ -	\$ 100,000	\$ 100,000	\$ -	\$ -	\$ -	\$ -	\$ 200,000	
	Preliminary Engineering/ Planning	\$ -	\$ -	\$ -	\$ -	\$ -	\$ -	\$ -	\$ -	\$ -	
	Right of Way & Utility Relocation	\$ -	\$ -	\$ 100,000	\$ 400,000	\$ -	\$ -	\$ -	\$ -	\$ 500,000	
	Construction Engineering	\$ -	\$ -	\$ -	\$ -	\$ 200,000	\$ -	\$ -	\$ -	\$ 200,000	
	Construction/ Implementation	\$ -	\$ -	\$ -	\$ -	\$ 2,000,000	\$ -	\$ -	\$ -	\$ 2,000,000	
	Non-Infrastructure (Education Component)	\$ -	\$ -	\$ -	\$ -	\$ -	\$ -	\$ -	\$ -	\$ -	
<b>Annual Total</b>		<b>\$ -</b>	<b>\$ 5,000</b>	<b>\$ 295,000</b>	<b>\$ 500,000</b>	<b>\$ 2,200,000</b>	<b>\$ -</b>	<b>\$ -</b>	<b>\$ -</b>	<b>\$ 3,000,000</b>	

Project Development Funding											
Code	Project Funding Source	Actuals Prior Years	Est. Actual 2023/2024	2024/2025	2025/2026	2026/2027	2027/2028	2028/2029	2029/Beyond	Total Funding	
	General Fund	\$ -	\$ -	\$ -	\$ -	\$ -	\$ -	\$ -	\$ -	\$ -	
	Federal Congestion Mitigation Air Quality	\$ -	\$ -	\$ -	\$ -	\$ -	\$ -	\$ -	\$ -	\$ -	
	Federal Emergency Relief Program	\$ -	\$ -	\$ -	\$ -	\$ -	\$ -	\$ -	\$ -	\$ -	
	Federal Hazard Mitigation Grant Program	\$ -	\$ -	\$ -	\$ -	\$ -	\$ -	\$ -	\$ -	\$ -	
	Federal Highway Safety Improvement Program	\$ -	\$ -	\$ -	\$ -	\$ -	\$ -	\$ -	\$ -	\$ -	
	Federal, FEMA Public Assistance	\$ -	\$ -	\$ -	\$ -	\$ -	\$ -	\$ -	\$ -	\$ -	
	Federal, Economic Development Administration	\$ -	\$ -	\$ -	\$ -	\$ -	\$ -	\$ -	\$ -	\$ -	
	Federal, United States Department of Agriculture	\$ -	\$ -	\$ -	\$ -	\$ -	\$ -	\$ -	\$ -	\$ -	
	Gas Tax / Streets	\$ -	\$ -	\$ -	\$ -	\$ -	\$ -	\$ -	\$ -	\$ -	
2110	Local Transportation / Transit	\$ -	\$ -	\$ -	\$ -	\$ -	\$ -	\$ -	\$ -	\$ -	
	Measure "C"/"V"	\$ -	\$ -	\$ -	\$ -	\$ -	\$ -	\$ -	\$ -	\$ -	
	Other, Community:	\$ -	\$ -	\$ -	\$ -	\$ -	\$ -	\$ -	\$ -	\$ -	
2320	Other, Federal:	\$ -	\$ -	\$ -	\$ -	\$ -	\$ -	\$ -	\$ -	\$ -	
	Other, State:	\$ -	\$ -	\$ -	\$ -	\$ -	\$ -	\$ -	\$ -	\$ -	
	State Active Transportation Program	\$ -	\$ -	\$ -	\$ -	\$ -	\$ -	\$ -	\$ -	\$ -	
	State Water Board Financial Assistance	\$ -	\$ -	\$ -	\$ -	\$ -	\$ -	\$ -	\$ -	\$ -	
	CDBG-DR	\$ -	\$ 5,000	\$ 295,000	\$ 500,000	\$ 2,200,000	\$ -	\$ -	\$ -	\$ 3,000,000	
	Utility Reimbursements	\$ -	\$ -	\$ -	\$ -	\$ -	\$ -	\$ -	\$ -	\$ -	
	Insurance	\$ -	\$ -	\$ -	\$ -	\$ -	\$ -	\$ -	\$ -	\$ -	
	Program Participant	\$ -	\$ -	\$ -	\$ -	\$ -	\$ -	\$ -	\$ -	\$ -	
	Unfunded	\$ -	\$ -	\$ -	\$ -	\$ -	\$ -	\$ -	\$ -	\$ -	
<b>Annual Total</b>		<b>\$ -</b>	<b>\$ 5,000</b>	<b>\$ 295,000</b>	<b>\$ 500,000</b>	<b>\$ 2,200,000</b>	<b>\$ -</b>	<b>\$ -</b>	<b>\$ -</b>	<b>\$ 3,000,000</b>	

**Town of Paradise Fiscal Year 2024/2025  
Capital Improvement & Disaster Recovery Plan**

<b>Project Title:</b> Foster/Black Olive Intersection Improvements	<b>Est. Start Date:</b> 1/1/2023	Project Description The Black Olive/Foster Intersection Improvements project will include roadway realignment, the construction of turn lanes, and the installation of a traffic signal or a roundabout.
<b>CIP/DR:</b> CIP	<b>Est. End Date:</b> 12/31/2027	
<b>Project No.:</b> 9422	<b>Department(s):</b> Public Works	
<b>Grant No.:</b> CDBG-DR 18DRINFRA – 18006 - 29	<b>Funding Status:</b> Secured      Reso No. 2022-12	

Project Development Costs											
Code	Project Phase / Type	Actuals Prior Years	Est. Actual 2023/2024	2024/2025	2025/2026	2026/2027	2027/2028	2028/2029	2029/Beyond	Total Costs	
	Facilities Replacement / Construction	\$ -	\$ -	\$ -	\$ -	\$ -	\$ -	\$ -	\$ -	\$ -	
	Equipment Replacement / Construction	\$ -	\$ -	\$ -	\$ -	\$ -	\$ -	\$ -	\$ -	\$ -	
	Program Deployment	\$ -	\$ -	\$ -	\$ -	\$ -	\$ -	\$ -	\$ -	\$ -	
	Alternatives Analysis / Report Preparation	\$ -	\$ -	\$ -	\$ -	\$ -	\$ -	\$ -	\$ -	\$ -	
	Project Approval & Environmental Document	\$ -	\$ 5,000	\$ 145,000	\$ -	\$ -	\$ -	\$ -	\$ -	\$ 150,000	
	Plans, Specifications & Estimates	\$ -	\$ -	\$ 150,000	\$ 350,000	\$ -	\$ -	\$ -	\$ -	\$ 500,000	
	Preliminary Engineering/ Planning	\$ -	\$ -	\$ -	\$ -	\$ -	\$ -	\$ -	\$ -	\$ -	
	Right of Way & Utility Relocation	\$ -	\$ -	\$ -	\$ 150,000	\$ -	\$ -	\$ -	\$ -	\$ 150,000	
	Construction Engineering	\$ -	\$ -	\$ -	\$ -	\$ 325,000	\$ -	\$ -	\$ -	\$ 325,000	
	Construction/ Implementation	\$ -	\$ -	\$ -	\$ -	\$ 2,375,000	\$ -	\$ -	\$ -	\$ 2,375,000	
	Non-Infrastructure (Education Component)	\$ -	\$ -	\$ -	\$ -	\$ -	\$ -	\$ -	\$ -	\$ -	
<b>Annual Total</b>		<b>\$ -</b>	<b>\$ 5,000</b>	<b>\$ 295,000</b>	<b>\$ 500,000</b>	<b>\$ 2,700,000</b>	<b>\$ -</b>	<b>\$ -</b>	<b>\$ -</b>	<b>\$ 3,500,000</b>	

Project Development Funding											
Code	Project Funding Source	Actuals Prior Years	Est. Actual 2023/2024	2024/2025	2025/2026	2026/2027	2027/2028	2028/2029	2029/Beyond	Total Funding	
	General Fund	\$ -	\$ -	\$ -	\$ -	\$ -	\$ -	\$ -	\$ -	\$ -	
	Federal Congestion Mitigation Air Quality	\$ -	\$ -	\$ -	\$ -	\$ -	\$ -	\$ -	\$ -	\$ -	
	Federal Emergency Relief Program	\$ -	\$ -	\$ -	\$ -	\$ -	\$ -	\$ -	\$ -	\$ -	
	Federal Hazard Mitigation Grant Program	\$ -	\$ -	\$ -	\$ -	\$ -	\$ -	\$ -	\$ -	\$ -	
	Federal Highway Safety Improvement Program	\$ -	\$ -	\$ -	\$ -	\$ -	\$ -	\$ -	\$ -	\$ -	
	Federal, FEMA Public Assistance	\$ -	\$ -	\$ -	\$ -	\$ -	\$ -	\$ -	\$ -	\$ -	
	Federal, Economic Development Administration	\$ -	\$ -	\$ -	\$ -	\$ -	\$ -	\$ -	\$ -	\$ -	
	Federal, United States Department of Agriculture	\$ -	\$ -	\$ -	\$ -	\$ -	\$ -	\$ -	\$ -	\$ -	
	Gas Tax / Streets	\$ -	\$ -	\$ -	\$ -	\$ -	\$ -	\$ -	\$ -	\$ -	
2110	Local Transportation / Transit	\$ -	\$ -	\$ -	\$ -	\$ -	\$ -	\$ -	\$ -	\$ -	
	Measure "C"/"V"	\$ -	\$ -	\$ -	\$ -	\$ -	\$ -	\$ -	\$ -	\$ -	
	Other, Community:	\$ -	\$ -	\$ -	\$ -	\$ -	\$ -	\$ -	\$ -	\$ -	
2320	Other, Federal:	\$ -	\$ -	\$ -	\$ -	\$ -	\$ -	\$ -	\$ -	\$ -	
	Other, State:	\$ -	\$ -	\$ -	\$ -	\$ -	\$ -	\$ -	\$ -	\$ -	
	State Active Transportation Program	\$ -	\$ -	\$ -	\$ -	\$ -	\$ -	\$ -	\$ -	\$ -	
	State Water Board Financial Assistance	\$ -	\$ -	\$ -	\$ -	\$ -	\$ -	\$ -	\$ -	\$ -	
	CDBG-DR	\$ -	\$ 5,000	\$ 295,000	\$ 500,000	\$ 2,700,000	\$ -	\$ -	\$ -	\$ 3,500,000	
	Utility Reimbursements	\$ -	\$ -	\$ -	\$ -	\$ -	\$ -	\$ -	\$ -	\$ -	
	Insurance	\$ -	\$ -	\$ -	\$ -	\$ -	\$ -	\$ -	\$ -	\$ -	
	Program Participant	\$ -	\$ -	\$ -	\$ -	\$ -	\$ -	\$ -	\$ -	\$ -	
	Unfunded	\$ -	\$ -	\$ -	\$ -	\$ -	\$ -	\$ -	\$ -	\$ -	
<b>Annual Total</b>		<b>\$ -</b>	<b>\$ 5,000</b>	<b>\$ 295,000</b>	<b>\$ 500,000</b>	<b>\$ 2,700,000</b>	<b>\$ -</b>	<b>\$ -</b>	<b>\$ -</b>	<b>\$ 3,500,000</b>	

**Town of Paradise Fiscal Year 2024/2025  
Capital Improvement & Disaster Recovery Plan**

<b>Project Title:</b> Elliott/Nunneley Road Extension	<b>Est. Start Date:</b> 7/1/2023	<b>Project Description</b> The Elliott Road Extension Project will extend the existing roadway 0.7-miles from its easterly terminus to Pentz Road. The extension will include a two-lane roadway with sidewalks, bike lanes, and lighting.
<b>CIP/DR:</b> CIP	<b>Est. End Date:</b> 12/31/2028	
<b>Project No.:</b> 9423	<b>Department(s):</b> Public Works	
<b>Grant No.:</b> CDBG-DR 18DRINFRA – 18006 - 7	<b>Funding Status:</b> Secured      Reso No. 2022-12	

Project Development Costs											
Code	Project Phase / Type	Actuals Prior Years	Est. Actual 2023/2024	2024/2025	2025/2026	2026/2027	2027/2028	2028/2029	2029/Beyond	Total Costs	
	Facilities Replacement / Construction	\$ -	\$ -	\$ -	\$ -	\$ -	\$ -	\$ -	\$ -	\$ -	
	Equipment Replacement / Construction	\$ -	\$ -	\$ -	\$ -	\$ -	\$ -	\$ -	\$ -	\$ -	
	Program Deployment	\$ -	\$ -	\$ -	\$ -	\$ -	\$ -	\$ -	\$ -	\$ -	
	Alternatives Analysis / Report Preparation	\$ -	\$ -	\$ -	\$ -	\$ -	\$ -	\$ -	\$ -	\$ -	
	Project Approval & Environmental Document	\$ -	\$ 5,000	\$ 395,000	\$ -	\$ -	\$ -	\$ -	\$ -	\$ 400,000	
	Plans, Specifications & Estimates	\$ -	\$ -	\$ 100,000	\$ 400,000	\$ -	\$ -	\$ -	\$ -	\$ 500,000	
	Preliminary Engineering/ Planning	\$ -	\$ -	\$ -	\$ -	\$ -	\$ -	\$ -	\$ -	\$ -	
	Right of Way & Utility Relocation	\$ -	\$ -	\$ -	\$ 1,000,000	\$ 500,000	\$ -	\$ -	\$ -	\$ 1,500,000	
	Construction Engineering	\$ -	\$ -	\$ -	\$ -	\$ 375,000	\$ 375,000	\$ -	\$ -	\$ 750,000	
	Construction/ Implementation	\$ -	\$ -	\$ -	\$ -	\$ 2,175,000	\$ 2,175,000	\$ -	\$ -	\$ 4,350,000	
	Non-Infrastructure (Education Component)	\$ -	\$ -	\$ -	\$ -	\$ -	\$ -	\$ -	\$ -	\$ -	
<b>Annual Total</b>		\$ -	\$ 5,000	\$ 495,000	\$ 1,400,000	\$ 3,050,000	\$ 2,550,000	\$ -	\$ -	\$ 7,500,000	

Project Development Funding											
Code	Project Funding Source	Actuals Prior Years	Est. Actual 2023/2024	2024/2025	2025/2026	2026/2027	2027/2028	2028/2029	2029/Beyond	Total Funding	
	General Fund	\$ -	\$ -	\$ -	\$ -	\$ -	\$ -	\$ -	\$ -	\$ -	
	Federal Congestion Mitigation Air Quality	\$ -	\$ -	\$ -	\$ -	\$ -	\$ -	\$ -	\$ -	\$ -	
	Federal Emergency Relief Program	\$ -	\$ -	\$ -	\$ -	\$ -	\$ -	\$ -	\$ -	\$ -	
	Federal Hazard Mitigation Grant Program	\$ -	\$ -	\$ -	\$ -	\$ -	\$ -	\$ -	\$ -	\$ -	
	Federal Highway Safety Improvement Program	\$ -	\$ -	\$ -	\$ -	\$ -	\$ -	\$ -	\$ -	\$ -	
	Federal, FEMA Public Assistance	\$ -	\$ -	\$ -	\$ -	\$ -	\$ -	\$ -	\$ -	\$ -	
	Federal, Economic Development Administration	\$ -	\$ -	\$ -	\$ -	\$ -	\$ -	\$ -	\$ -	\$ -	
	Federal, United States Department of Agriculture	\$ -	\$ -	\$ -	\$ -	\$ -	\$ -	\$ -	\$ -	\$ -	
	Gas Tax / Streets	\$ -	\$ -	\$ -	\$ -	\$ -	\$ -	\$ -	\$ -	\$ -	
2110	Local Transportation / Transit	\$ -	\$ -	\$ -	\$ -	\$ -	\$ -	\$ -	\$ -	\$ -	
	Measure "C"/"V"	\$ -	\$ -	\$ -	\$ -	\$ -	\$ -	\$ -	\$ -	\$ -	
	Other, Community:	\$ -	\$ -	\$ -	\$ -	\$ -	\$ -	\$ -	\$ -	\$ -	
2320	Other, Federal:	\$ -	\$ -	\$ -	\$ -	\$ -	\$ -	\$ -	\$ -	\$ -	
	Other, State:	\$ -	\$ -	\$ -	\$ -	\$ -	\$ -	\$ -	\$ -	\$ -	
	State Active Transportation Program	\$ -	\$ -	\$ -	\$ -	\$ -	\$ -	\$ -	\$ -	\$ -	
	State Water Board Financial Assistance	\$ -	\$ -	\$ -	\$ -	\$ -	\$ -	\$ -	\$ -	\$ -	
	CDBG-DR	\$ -	\$ 5,000	\$ 495,000	\$ 1,400,000	\$ 3,050,000	\$ 2,550,000	\$ -	\$ -	\$ 7,500,000	
	Utility Reimbursements	\$ -	\$ -	\$ -	\$ -	\$ -	\$ -	\$ -	\$ -	\$ -	
	Insurance	\$ -	\$ -	\$ -	\$ -	\$ -	\$ -	\$ -	\$ -	\$ -	
	Program Participant	\$ -	\$ -	\$ -	\$ -	\$ -	\$ -	\$ -	\$ -	\$ -	
	Unfunded	\$ -	\$ -	\$ -	\$ -	\$ -	\$ -	\$ -	\$ -	\$ -	
<b>Annual Total</b>		\$ -	\$ 5,000	\$ 495,000	\$ 1,400,000	\$ 3,050,000	\$ 2,550,000	\$ -	\$ -	\$ 7,500,000	

**Town of Paradise Fiscal Year 2024/2025  
Capital Improvement & Disaster Recovery Plan**

<b>Project Title:</b> Go Paradise: Skyway Link Project	<b>Est. Start Date:</b> 7/1/2023	<b>Project Description</b> The Skyway Connectivity Project will construct 5 segments of sidewalk infill totaling 4,255 linear feet, 20 new ADA ramps, and stripe 3,165 linear feet of on-street bicycle lanes between Wagstaff Road and Bille Road. The project also constructs 20 ADA ramps and undergrounds overhead utilities.
<b>CIP/DR:</b> CIP	<b>Est. End Date:</b> 12/31/2027	
<b>Project No.:</b> 9424	<b>Department(s):</b> Public Works	
<b>Grant No.:</b> ATPL 5425 (048) CDBG-DR 18DRINFRA – 18006	<b>Funding Status:</b> Secured      Reso No. 2022-12	

Project Development Costs										
Code	Project Phase / Type	Actuals Prior Years	Est. Actual 2023/2024	2024/2025	2025/2026	2026/2027	2027/2028	2028/2029	2029/Beyond	Total Costs
	Facilities Replacement / Construction	\$ -	\$ -	\$ -	\$ -	\$ -	\$ -	\$ -	\$ -	\$ -
	Equipment Replacement / Construction	\$ -	\$ -	\$ -	\$ -	\$ -	\$ -	\$ -	\$ -	\$ -
	Program Deployment	\$ -	\$ -	\$ -	\$ -	\$ -	\$ -	\$ -	\$ -	\$ -
	Alternatives Analysis / Report Preparation	\$ -	\$ -	\$ -	\$ -	\$ -	\$ -	\$ -	\$ -	\$ -
	Project Approval & Environmental Document	\$ -	\$ 10,000	\$ 440,000	\$ -	\$ -	\$ -	\$ -	\$ -	\$ 450,000
	Plans, Specifications & Estimates	\$ -	\$ -	\$ -	\$ 750,000	\$ -	\$ -	\$ -	\$ -	\$ 750,000
	Preliminary Engineering/ Planning	\$ -	\$ -	\$ -	\$ -	\$ -	\$ -	\$ -	\$ -	\$ -
	Right of Way & Utility Relocation	\$ -	\$ -	\$ -	\$ 375,000	\$ -	\$ -	\$ -	\$ -	\$ 375,000
	Construction Engineering	\$ -	\$ -	\$ -	\$ -	\$ 800,000	\$ -	\$ -	\$ -	\$ 800,000
	Construction/ Implementation	\$ -	\$ -	\$ -	\$ -	\$ 4,579,000	\$ -	\$ -	\$ -	\$ 4,579,000
	Non-Infrastructure (Education Component)	\$ -	\$ -	\$ -	\$ -	\$ -	\$ -	\$ -	\$ -	\$ -
<b>Annual Total</b>		<b>\$ -</b>	<b>\$ 10,000</b>	<b>\$ 440,000</b>	<b>\$ 1,125,000</b>	<b>\$ 5,379,000</b>	<b>\$ -</b>	<b>\$ -</b>	<b>\$ -</b>	<b>\$ 6,954,000</b>

Project Development Funding										
Code	Project Funding Source	Actuals Prior Years	Est. Actual 2023/2024	2024/2025	2025/2026	2026/2027	2027/2028	2028/2029	2029/Beyond	Total Funding
	General Fund	\$ -	\$ -	\$ -	\$ -	\$ -	\$ -	\$ -	\$ -	\$ -
	Federal Congestion Mitigation Air Quality	\$ -	\$ -	\$ -	\$ -	\$ -	\$ -	\$ -	\$ -	\$ -
	Federal Emergency Relief Program	\$ -	\$ -	\$ -	\$ -	\$ -	\$ -	\$ -	\$ -	\$ -
	Federal Hazard Mitigation Grant Program	\$ -	\$ -	\$ -	\$ -	\$ -	\$ -	\$ -	\$ -	\$ -
	Federal Highway Safety Improvement Program	\$ -	\$ -	\$ -	\$ -	\$ -	\$ -	\$ -	\$ -	\$ -
	Federal, FEMA Public Assistance	\$ -	\$ -	\$ -	\$ -	\$ -	\$ -	\$ -	\$ -	\$ -
	Federal, Economic Development Administration	\$ -	\$ -	\$ -	\$ -	\$ -	\$ -	\$ -	\$ -	\$ -
	Federal, United States Department of Agriculture	\$ -	\$ -	\$ -	\$ -	\$ -	\$ -	\$ -	\$ -	\$ -
	Gas Tax / Streets	\$ -	\$ -	\$ -	\$ -	\$ -	\$ -	\$ -	\$ -	\$ -
2110	Local Transportation / Transit	\$ -	\$ -	\$ -	\$ -	\$ -	\$ -	\$ -	\$ -	\$ -
	Measure "C"/"V"	\$ -	\$ -	\$ -	\$ -	\$ -	\$ -	\$ -	\$ -	\$ -
	Other, Community:	\$ -	\$ -	\$ -	\$ -	\$ -	\$ -	\$ -	\$ -	\$ -
2320	Other, Federal:	\$ -	\$ -	\$ -	\$ -	\$ -	\$ -	\$ -	\$ -	\$ -
	Other, State:	\$ -	\$ -	\$ -	\$ -	\$ -	\$ -	\$ -	\$ -	\$ -
	State Active Transportation Program	\$ -	\$ 9,422	\$ 414,578	\$ 1,073,000	\$ 5,207,000	\$ -	\$ -	\$ -	\$ 6,704,000
	State Water Board Financial Assistance	\$ -	\$ -	\$ -	\$ -	\$ -	\$ -	\$ -	\$ -	\$ -
	CDBG-DR	\$ -	\$ 578	\$ 25,422	\$ 52,000	\$ 172,000	\$ -	\$ -	\$ -	\$ 250,000
	Utility Reimbursements	\$ -	\$ -	\$ -	\$ -	\$ -	\$ -	\$ -	\$ -	\$ -
	Insurance	\$ -	\$ -	\$ -	\$ -	\$ -	\$ -	\$ -	\$ -	\$ -
	Program Participant	\$ -	\$ -	\$ -	\$ -	\$ -	\$ -	\$ -	\$ -	\$ -
	Unfunded	\$ -	\$ -	\$ -	\$ -	\$ -	\$ -	\$ -	\$ -	\$ -
<b>Annual Total</b>		<b>\$ -</b>	<b>\$ 10,000</b>	<b>\$ 440,000</b>	<b>\$ 1,125,000</b>	<b>\$ 5,379,000</b>	<b>\$ -</b>	<b>\$ -</b>	<b>\$ -</b>	<b>\$ 6,954,000</b>

**Town of Paradise Fiscal Year 2024/2025  
Capital Improvement & Disaster Recovery Plan**

<b>Project Title:</b> Upper Skyway Widening	<b>Est. Start Date:</b> 7/1/2023	<b>Project Description</b> The Upper Skyway Widening project will widen Upper Skyway from Bille Road to Wagstaff Road to include a 12-foot-wide center turn lane, widened shoulders, and a multi-use pathway. The project builds upon the FHWA disaster recovery efforts.
<b>CIP/DR:</b> CIP	<b>Est. End Date:</b> 6/30/2028	
<b>Project No.:</b> 9425	<b>Department(s):</b> Public Works	
<b>Grant No.:</b> CDBG-DR 18DRINFRA – 18006 - 12	<b>Funding Status:</b> Secured      Reso No. 2022-12	

Project Development Costs											
Code	Project Phase / Type	Actuals Prior Years	Est. Actual 2023/2024	2024/2025	2025/2026	2026/2027	2027/2028	2028/2029	2029/Beyond	Total Costs	
	Facilities Replacement / Construction	\$ -	\$ -	\$ -	\$ -	\$ -	\$ -	\$ -	\$ -	\$ -	
	Equipment Replacement / Construction	\$ -	\$ -	\$ -	\$ -	\$ -	\$ -	\$ -	\$ -	\$ -	
	Program Deployment	\$ -	\$ -	\$ -	\$ -	\$ -	\$ -	\$ -	\$ -	\$ -	
	Alternatives Analysis / Report Preparation	\$ -	\$ -	\$ -	\$ -	\$ -	\$ -	\$ -	\$ -	\$ -	
	Project Approval & Environmental Document	\$ -	\$ 10,000	\$ 490,000	\$ -	\$ -	\$ -	\$ -	\$ -	\$ 500,000	
	Plans, Specifications & Estimates	\$ -	\$ -	\$ 300,000	\$ 400,000	\$ 200,000	\$ -	\$ -	\$ -	\$ 900,000	
	Preliminary Engineering/ Planning	\$ -	\$ -	\$ -	\$ -	\$ -	\$ -	\$ -	\$ -	\$ -	
	Right of Way & Utility Relocation	\$ -	\$ -	\$ -	\$ 400,000	\$ 400,000	\$ -	\$ -	\$ -	\$ 800,000	
	Construction Engineering	\$ -	\$ -	\$ -	\$ -	\$ -	\$ 1,900,000	\$ -	\$ -	\$ 1,900,000	
	Construction/ Implementation	\$ -	\$ -	\$ -	\$ -	\$ -	\$ 10,900,000	\$ -	\$ -	\$ 10,900,000	
	Non-Infrastructure (Education Component)	\$ -	\$ -	\$ -	\$ -	\$ -	\$ -	\$ -	\$ -	\$ -	
<b>Annual Total</b>		<b>\$ -</b>	<b>\$ 10,000</b>	<b>\$ 790,000</b>	<b>\$ 800,000</b>	<b>\$ 600,000</b>	<b>\$ 12,800,000</b>	<b>\$ -</b>	<b>\$ -</b>	<b>\$ 15,000,000</b>	

Project Development Funding											
Code	Project Funding Source	Actuals Prior Years	Est. Actual 2023/2024	2024/2025	2025/2026	2026/2027	2027/2028	2028/2029	2029/Beyond	Total Funding	
	General Fund	\$ -	\$ -	\$ -	\$ -	\$ -	\$ -	\$ -	\$ -	\$ -	
	Federal Congestion Mitigation Air Quality	\$ -	\$ -	\$ -	\$ -	\$ -	\$ -	\$ -	\$ -	\$ -	
	Federal Emergency Relief Program	\$ -	\$ -	\$ -	\$ -	\$ -	\$ -	\$ -	\$ -	\$ -	
	Federal Hazard Mitigation Grant Program	\$ -	\$ -	\$ -	\$ -	\$ -	\$ -	\$ -	\$ -	\$ -	
	Federal Highway Safety Improvement Program	\$ -	\$ -	\$ -	\$ -	\$ -	\$ -	\$ -	\$ -	\$ -	
	Federal, FEMA Public Assistance	\$ -	\$ -	\$ -	\$ -	\$ -	\$ -	\$ -	\$ -	\$ -	
	Federal, Economic Development Administration	\$ -	\$ -	\$ -	\$ -	\$ -	\$ -	\$ -	\$ -	\$ -	
	Federal, United States Department of Agriculture	\$ -	\$ -	\$ -	\$ -	\$ -	\$ -	\$ -	\$ -	\$ -	
	Gas Tax / Streets	\$ -	\$ -	\$ -	\$ -	\$ -	\$ -	\$ -	\$ -	\$ -	
2110	Local Transportation / Transit	\$ -	\$ -	\$ -	\$ -	\$ -	\$ -	\$ -	\$ -	\$ -	
	Measure "C"/"V"	\$ -	\$ -	\$ -	\$ -	\$ -	\$ -	\$ -	\$ -	\$ -	
	Other, Community:	\$ -	\$ -	\$ -	\$ -	\$ -	\$ -	\$ -	\$ -	\$ -	
2320	Other, Federal:	\$ -	\$ -	\$ -	\$ -	\$ -	\$ -	\$ -	\$ -	\$ -	
	Other, State:	\$ -	\$ -	\$ -	\$ -	\$ -	\$ -	\$ -	\$ -	\$ -	
	State Active Transportation Program	\$ -	\$ -	\$ -	\$ -	\$ -	\$ -	\$ -	\$ -	\$ -	
	State Water Board Financial Assistance	\$ -	\$ -	\$ -	\$ -	\$ -	\$ -	\$ -	\$ -	\$ -	
	CDBG-DR	\$ -	\$ 10,000	\$ 790,000	\$ 800,000	\$ 600,000	\$ 12,800,000	\$ -	\$ -	\$ 15,000,000	
	Utility Reimbursements	\$ -	\$ -	\$ -	\$ -	\$ -	\$ -	\$ -	\$ -	\$ -	
	Insurance	\$ -	\$ -	\$ -	\$ -	\$ -	\$ -	\$ -	\$ -	\$ -	
	Program Participant	\$ -	\$ -	\$ -	\$ -	\$ -	\$ -	\$ -	\$ -	\$ -	
	Unfunded	\$ -	\$ -	\$ -	\$ -	\$ -	\$ -	\$ -	\$ -	\$ -	
<b>Annual Total</b>		<b>\$ -</b>	<b>\$ 10,000</b>	<b>\$ 790,000</b>	<b>\$ 800,000</b>	<b>\$ 600,000</b>	<b>\$ 12,800,000</b>	<b>\$ -</b>	<b>\$ -</b>	<b>\$ 15,000,000</b>	

**Town of Paradise Fiscal Year 2024/2025  
Capital Improvement & Disaster Recovery Plan**

<b>Project Title:</b> Skyway/Pentz Intersection Improvements	<b>Est. Start Date:</b> 7/1/2023	<b>Project Description</b> The Skyway/Pentz Intersection Improvements project will increase capacity with the construction of additional turn lanes and will provide for large vehicle turning radius. The project will require right-of-way acquisition.
<b>CIP/DR:</b> CIP	<b>Est. End Date:</b> 12/31/2027	
<b>Project No.:</b> 9426	<b>Department(s):</b> Public Works	
<b>Grant No.:</b> CDBG-DR 18DRINFRA – 18006	<b>Funding Status:</b> Secured      Reso No. 2022-12	

Project Development Costs											
Code	Project Phase / Type	Actuals Prior Years	Est. Actual 2023/2024	2024/2025	2025/2026	2026/2027	2027/2028	2028/2029	2029/Beyond		Total Costs
	Facilities Replacement / Construction	\$ -	\$ -	\$ -	\$ -	\$ -	\$ -	\$ -	\$ -	\$ -	\$ -
	Equipment Replacement / Construction	\$ -	\$ -	\$ -	\$ -	\$ -	\$ -	\$ -	\$ -	\$ -	\$ -
	Program Deployment	\$ -	\$ -	\$ -	\$ -	\$ -	\$ -	\$ -	\$ -	\$ -	\$ -
	Alternatives Analysis / Report Preparation	\$ -	\$ -	\$ -	\$ -	\$ -	\$ -	\$ -	\$ -	\$ -	\$ -
	Project Approval & Environmental Document	\$ -	250,000	100,000	-	-	-	-	-	-	350,000
	Plans, Specifications & Estimates	\$ -	-	250,000	100,000	-	-	-	-	-	350,000
	Preliminary Engineering/ Planning	\$ -	-	-	-	-	-	-	-	-	-
	Right of Way & Utility Relocation	\$ -	-	50,000	100,000	-	-	-	-	-	150,000
	Construction Engineering	\$ -	-	-	275,000	275,000	-	-	-	-	550,000
	Construction/ Implementation	\$ -	-	-	1,550,000	1,550,000	-	-	-	-	3,100,000
	Non-Infrastructure (Education Component)	\$ -	-	-	-	-	-	-	-	-	-
<b>Annual Total</b>		<b>\$ -</b>	<b>\$ 250,000</b>	<b>\$ 400,000</b>	<b>\$ 2,025,000</b>	<b>\$ 1,825,000</b>	<b>\$ -</b>	<b>\$ -</b>	<b>\$ -</b>	<b>\$ -</b>	<b>\$ 4,500,000</b>

Project Development Funding											
Code	Project Funding Source	Actuals Prior Years	Est. Actual 2023/2024	2024/2025	2025/2026	2026/2027	2027/2028	2028/2029	2029/Beyond		Total Funding
	General Fund	\$ -	\$ -	\$ -	\$ -	\$ -	\$ -	\$ -	\$ -	\$ -	\$ -
	Federal Congestion Mitigation Air Quality	\$ -	\$ -	\$ -	\$ -	\$ -	\$ -	\$ -	\$ -	\$ -	\$ -
	Federal Emergency Relief Program	\$ -	\$ -	\$ -	\$ -	\$ -	\$ -	\$ -	\$ -	\$ -	\$ -
	Federal Hazard Mitigation Grant Program	\$ -	\$ -	\$ -	\$ -	\$ -	\$ -	\$ -	\$ -	\$ -	\$ -
	Federal Highway Safety Improvement Program	\$ -	\$ -	\$ -	\$ -	\$ -	\$ -	\$ -	\$ -	\$ -	\$ -
	Federal, FEMA Public Assistance	\$ -	\$ -	\$ -	\$ -	\$ -	\$ -	\$ -	\$ -	\$ -	\$ -
	Federal, Economic Development Administration	\$ -	\$ -	\$ -	\$ -	\$ -	\$ -	\$ -	\$ -	\$ -	\$ -
	Federal, United States Department of Agriculture	\$ -	\$ -	\$ -	\$ -	\$ -	\$ -	\$ -	\$ -	\$ -	\$ -
	Gas Tax / Streets	\$ -	\$ -	\$ -	\$ -	\$ -	\$ -	\$ -	\$ -	\$ -	\$ -
2110	Local Transportation / Transit	\$ -	\$ -	\$ -	\$ -	\$ -	\$ -	\$ -	\$ -	\$ -	\$ -
	Measure "C"/"V"	\$ -	\$ -	\$ -	\$ -	\$ -	\$ -	\$ -	\$ -	\$ -	\$ -
	Other, Community:	\$ -	\$ -	\$ -	\$ -	\$ -	\$ -	\$ -	\$ -	\$ -	\$ -
2320	Other, Federal:	\$ -	\$ -	\$ -	\$ -	\$ -	\$ -	\$ -	\$ -	\$ -	\$ -
	Other, State:	\$ -	\$ -	\$ -	\$ -	\$ -	\$ -	\$ -	\$ -	\$ -	\$ -
	State Active Transportation Program	\$ -	\$ -	\$ -	\$ -	\$ -	\$ -	\$ -	\$ -	\$ -	\$ -
	State Water Board Financial Assistance	\$ -	\$ -	\$ -	\$ -	\$ -	\$ -	\$ -	\$ -	\$ -	\$ -
	CDBG-DR	\$ -	250,000	400,000	2,025,000	1,825,000	-	-	-	-	4,500,000
	Utility Reimbursements	\$ -	\$ -	\$ -	\$ -	\$ -	\$ -	\$ -	\$ -	\$ -	\$ -
	Insurance	\$ -	\$ -	\$ -	\$ -	\$ -	\$ -	\$ -	\$ -	\$ -	\$ -
	Program Participant	\$ -	\$ -	\$ -	\$ -	\$ -	\$ -	\$ -	\$ -	\$ -	\$ -
	Unfunded	\$ -	\$ -	\$ -	\$ -	\$ -	\$ -	\$ -	\$ -	\$ -	\$ -
<b>Annual Total</b>		<b>\$ -</b>	<b>\$ 250,000</b>	<b>\$ 400,000</b>	<b>\$ 2,025,000</b>	<b>\$ 1,825,000</b>	<b>\$ -</b>	<b>\$ -</b>	<b>\$ -</b>	<b>\$ -</b>	<b>\$ 4,500,000</b>

**Town of Paradise Fiscal Year 2024/2025  
Capital Improvement & Disaster Recovery Plan**

<b>Project Title:</b> Pentz Road Widening	<b>Est. Start Date:</b> 7/1/2023	<b>Project Description</b> The Pentz Road Widening project will widen Pentz Road from Skyway to Pearson Road to include a 12-foot-wide center turn lane, widened shoulders, and storm drain infrastructure. The project builds upon the FHWA disaster recovery efforts that are rehabilitating the existing roadway pavement.
<b>CIP/DR:</b> CIP	<b>Est. End Date:</b> 6/30/2029	
<b>Project No.:</b> 9427	<b>Department(s):</b> Public Works	
<b>Grant No.:</b> CDBG-DR 18DRINFRA – 18006	<b>Funding Status:</b> Secured      Reso No. 2022-12	

Project Development Costs											
Code	Project Phase / Type	Actuals Prior Years	Est. Actual 2023/2024	2024/2025	2025/2026	2026/2027	2027/2028	2028/2029	2029/Beyond	Total Costs	
	Facilities Replacement / Construction	\$ -	\$ -	\$ -	\$ -	\$ -	\$ -	\$ -	\$ -	\$ -	
	Equipment Replacement / Construction	\$ -	\$ -	\$ -	\$ -	\$ -	\$ -	\$ -	\$ -	\$ -	
	Program Deployment	\$ -	\$ -	\$ -	\$ -	\$ -	\$ -	\$ -	\$ -	\$ -	
	Alternatives Analysis / Report Preparation	\$ -	\$ -	\$ -	\$ -	\$ -	\$ -	\$ -	\$ -	\$ -	
	Project Approval & Environmental Document	\$ -	400,000	500,000	-	-	-	-	-	900,000	
	Plans, Specifications & Estimates	\$ -	\$ -	600,000	2,600,000	-	-	-	-	3,200,000	
	Preliminary Engineering/ Planning	\$ -	\$ -	\$ -	\$ -	\$ -	\$ -	\$ -	\$ -	\$ -	
	Right of Way & Utility Relocation	\$ -	\$ -	500,000	4,000,000	3,000,000	-	-	-	7,500,000	
	Construction Engineering	\$ -	\$ -	\$ -	\$ -	1,950,000	2,950,000	1,000,000	-	5,900,000	
	Construction/ Implementation	\$ -	\$ -	\$ -	\$ -	10,000,000	16,750,000	6,750,000	-	33,500,000	
	Non-Infrastructure (Education Component)	\$ -	\$ -	\$ -	\$ -	\$ -	\$ -	\$ -	\$ -	\$ -	
<b>Annual Total</b>		\$ -	\$ 400,000	\$ 1,600,000	\$ 6,600,000	\$ 14,950,000	\$ 19,700,000	\$ 7,750,000	\$ -	\$ 51,000,000	

Project Development Funding											
Code	Project Funding Source	Actuals Prior Years	Est. Actual 2023/2024	2024/2025	2025/2026	2026/2027	2027/2028	2028/2029	2029/Beyond	Total Funding	
	General Fund	\$ -	\$ -	\$ -	\$ -	\$ -	\$ -	\$ -	\$ -	\$ -	
	Federal Congestion Mitigation Air Quality	\$ -	\$ -	\$ -	\$ -	\$ -	\$ -	\$ -	\$ -	\$ -	
	Federal Emergency Relief Program	\$ -	\$ -	\$ -	\$ -	\$ -	\$ -	\$ -	\$ -	\$ -	
	Federal Hazard Mitigation Grant Program	\$ -	\$ -	\$ -	\$ -	\$ -	\$ -	\$ -	\$ -	\$ -	
	Federal Highway Safety Improvement Program	\$ -	\$ -	\$ -	\$ -	\$ -	\$ -	\$ -	\$ -	\$ -	
	Federal, FEMA Public Assistance	\$ -	\$ -	\$ -	\$ -	\$ -	\$ -	\$ -	\$ -	\$ -	
	Federal, Economic Development Administration	\$ -	\$ -	\$ -	\$ -	\$ -	\$ -	\$ -	\$ -	\$ -	
	Federal, United States Department of Agriculture	\$ -	\$ -	\$ -	\$ -	\$ -	\$ -	\$ -	\$ -	\$ -	
	Gas Tax / Streets	\$ -	\$ -	\$ -	\$ -	\$ -	\$ -	\$ -	\$ -	\$ -	
2110	Local Transportation / Transit	\$ -	\$ -	\$ -	\$ -	\$ -	\$ -	\$ -	\$ -	\$ -	
	Measure "C"/"V"	\$ -	\$ -	\$ -	\$ -	\$ -	\$ -	\$ -	\$ -	\$ -	
	Other, Community:	\$ -	\$ -	\$ -	\$ -	\$ -	\$ -	\$ -	\$ -	\$ -	
2320	Other, Federal:	\$ -	\$ -	\$ -	\$ -	\$ -	\$ -	\$ -	\$ -	\$ -	
	Other, State:	\$ -	\$ -	\$ -	\$ -	\$ -	\$ -	\$ -	\$ -	\$ -	
	State Active Transportation Program	\$ -	\$ -	\$ -	\$ -	\$ -	\$ -	\$ -	\$ -	\$ -	
	State Water Board Financial Assistance	\$ -	\$ -	\$ -	\$ -	\$ -	\$ -	\$ -	\$ -	\$ -	
	CDBG-DR	\$ -	400,000	1,600,000	6,600,000	14,950,000	19,700,000	7,750,000	-	51,000,000	
	Utility Reimbursements	\$ -	\$ -	\$ -	\$ -	\$ -	\$ -	\$ -	\$ -	\$ -	
	Insurance	\$ -	\$ -	\$ -	\$ -	\$ -	\$ -	\$ -	\$ -	\$ -	
	Program Participant	\$ -	\$ -	\$ -	\$ -	\$ -	\$ -	\$ -	\$ -	\$ -	
	Unfunded	\$ -	\$ -	\$ -	\$ -	\$ -	\$ -	\$ -	\$ -	\$ -	
<b>Annual Total</b>		\$ -	\$ 400,000	\$ 1,600,000	\$ 6,600,000	\$ 14,950,000	\$ 19,700,000	\$ 7,750,000	\$ -	\$ 51,000,000	

**Town of Paradise Fiscal Year 2024/2025  
Capital Improvement & Disaster Recovery Plan**

<b>Project Title:</b> Roe Road Phase 1	<b>Est. Start Date:</b> 7/1/2023	<b>Project Description</b> Roe Road Phase 1 Project will construct a new three lane 1.25-mile roadway with wide shoulders. The project will include a Class I multi-use pathway, ADA curb ramps, storm drain infrastructure, and intersections with Pentz Road, Edgewood Lane, and South Libby Road.
<b>CIP/DR:</b> CIP	<b>Est. End Date:</b> 6/30/2029	
<b>Project No.:</b> 9428	<b>Department(s):</b> Public Works	
<b>Grant No.:</b> CDBG-DR 18DRINFRA – 18006 - 1	<b>Funding Status:</b> Funded	
	Reso No. 2022-12	

Project Development Costs											
Code	Project Phase / Type	Actuals Prior Years	Est. Actual 2023/2024	2024/2025	2025/2026	2026/2027	2027/2028	2028/2029	2029/Beyond	Total Costs	
	Facilities Replacement / Construction	\$ -	\$ -	\$ -	\$ -	\$ -	\$ -	\$ -	\$ -	\$ -	\$ -
	Equipment Replacement / Construction	\$ -	\$ -	\$ -	\$ -	\$ -	\$ -	\$ -	\$ -	\$ -	\$ -
	Program Deployment	\$ -	\$ -	\$ -	\$ -	\$ -	\$ -	\$ -	\$ -	\$ -	\$ -
	Alternatives Analysis / Report Preparation	\$ -	\$ -	\$ -	\$ -	\$ -	\$ -	\$ -	\$ -	\$ -	\$ -
	Project Approval & Environmental Document	\$ -	\$ 50,000	\$ 725,000	\$ 725,000	\$ -	\$ -	\$ -	\$ -	\$ -	\$ 1,500,000
	Plans, Specifications & Estimates	\$ -	\$ -	\$ -	\$ -	\$ 3,216,000	\$ 3,416,000	\$ -	\$ -	\$ -	\$ 6,632,000
	Preliminary Engineering/ Planning	\$ -	\$ -	\$ -	\$ -	\$ -	\$ -	\$ -	\$ -	\$ -	\$ -
	Right of Way & Utility Relocation	\$ -	\$ -	\$ -	\$ -	\$ 3,000,000	\$ 7,000,000	\$ -	\$ -	\$ -	\$ 10,000,000
	Construction Engineering	\$ -	\$ -	\$ -	\$ -	\$ -	\$ 2,166,667	\$ 2,166,667	\$ 2,166,666	\$ -	\$ 6,500,000
	Construction/ Implementation	\$ -	\$ -	\$ -	\$ -	\$ -	\$ 13,789,333	\$ 13,789,333	\$ 13,789,334	\$ -	\$ 41,368,000
	Non-Infrastructure (Education Component)	\$ -	\$ -	\$ -	\$ -	\$ -	\$ -	\$ -	\$ -	\$ -	\$ -
<b>Annual Total</b>		<b>\$ -</b>	<b>\$ 50,000</b>	<b>\$ 725,000</b>	<b>\$ 725,000</b>	<b>\$ 6,216,000</b>	<b>\$ 26,372,000</b>	<b>\$ 15,956,000</b>	<b>\$ 15,956,000</b>	<b>\$ 66,000,000</b>	

Project Development Funding											
Code	Project Funding Source	Actuals Prior Years	Est. Actual 2023/2024	2024/2025	2025/2026	2026/2027	2027/2028	2028/2029	2029/Beyond	Total Funding	
	General Fund	\$ -	\$ -	\$ -	\$ -	\$ -	\$ -	\$ -	\$ -	\$ -	\$ -
	Federal Congestion Mitigation Air Quality	\$ -	\$ -	\$ -	\$ -	\$ -	\$ -	\$ -	\$ -	\$ -	\$ -
	Federal Emergency Relief Program	\$ -	\$ -	\$ -	\$ -	\$ -	\$ -	\$ -	\$ -	\$ -	\$ -
	Federal Hazard Mitigation Grant Program	\$ -	\$ -	\$ -	\$ -	\$ -	\$ -	\$ -	\$ -	\$ -	\$ -
	Federal Highway Safety Improvement Program	\$ -	\$ -	\$ -	\$ -	\$ -	\$ -	\$ -	\$ -	\$ -	\$ -
	Federal, FEMA Public Assistance	\$ -	\$ -	\$ -	\$ -	\$ -	\$ -	\$ -	\$ -	\$ -	\$ -
	Federal, Economic Development Administration	\$ -	\$ -	\$ -	\$ -	\$ -	\$ -	\$ -	\$ -	\$ -	\$ -
	Federal, United States Department of Agriculture	\$ -	\$ -	\$ -	\$ -	\$ -	\$ -	\$ -	\$ -	\$ -	\$ -
	Gas Tax / Streets	\$ -	\$ -	\$ -	\$ -	\$ -	\$ -	\$ -	\$ -	\$ -	\$ -
2110	Local Transportation / Transit	\$ -	\$ -	\$ -	\$ -	\$ -	\$ -	\$ -	\$ -	\$ -	\$ -
	Measure "C"/"V"	\$ -	\$ -	\$ -	\$ -	\$ -	\$ -	\$ -	\$ -	\$ -	\$ -
	Other, Community:	\$ -	\$ -	\$ -	\$ -	\$ -	\$ -	\$ -	\$ -	\$ -	\$ -
2320	Other, Federal:	\$ -	\$ -	\$ -	\$ -	\$ 1,800,000	\$ -	\$ -	\$ -	\$ -	\$ 1,800,000
	Other, State:	\$ -	\$ -	\$ -	\$ -	\$ -	\$ -	\$ -	\$ -	\$ -	\$ -
	State Active Transportation Program	\$ -	\$ -	\$ -	\$ -	\$ -	\$ -	\$ -	\$ -	\$ -	\$ -
	State Water Board Financial Assistance	\$ -	\$ -	\$ -	\$ -	\$ -	\$ -	\$ -	\$ -	\$ -	\$ -
	CDBG-DR	\$ -	\$ 50,000	\$ 725,000	\$ 725,000	\$ 4,416,000	\$ 26,372,000	\$ 15,956,000	\$ 15,956,000	\$ -	\$ 64,200,000
	Utility Reimbursements	\$ -	\$ -	\$ -	\$ -	\$ -	\$ -	\$ -	\$ -	\$ -	\$ -
	Insurance	\$ -	\$ -	\$ -	\$ -	\$ -	\$ -	\$ -	\$ -	\$ -	\$ -
	Program Participant	\$ -	\$ -	\$ -	\$ -	\$ -	\$ -	\$ -	\$ -	\$ -	\$ -
	Unfunded	\$ -	\$ -	\$ -	\$ -	\$ -	\$ -	\$ -	\$ -	\$ -	\$ -
<b>Annual Total</b>		<b>\$ -</b>	<b>\$ 50,000</b>	<b>\$ 725,000</b>	<b>\$ 725,000</b>	<b>\$ 6,216,000</b>	<b>\$ 26,372,000</b>	<b>\$ 15,956,000</b>	<b>\$ 15,956,000</b>	<b>\$ 66,000,000</b>	



**Town of Paradise Fiscal Year 2024/2025  
Capital Improvement & Disaster Recovery Plan**

<b>Project Title:</b> Pearson Road Hilltop Guard Rail Project	<b>Est. Start Date:</b> 7/1/2023	<b>Project Description</b> Installation of approximately 300 LF of metal beam guardrail along Pearson Road, serving westbound traffic, east of Hilltop Drive.
<b>CIP/DR:</b> CIP	<b>Est. End Date:</b> 6/30/2025	
<b>Project No.:</b> 9430	<b>Department(s):</b> Public Works	
<b>Grant No.:</b> N/A	<b>Funding Status:</b> Funded	

Project Development Costs											
Code	Project Phase / Type	Actuals Prior Years	Est. Actual 2023/2024	2024/2025	2025/2026	2026/2027	2027/2028	2028/2029	2029/Beyond	Total Costs	
	Facilities Replacement / Construction	\$ -	\$ -	\$ -	\$ -	\$ -	\$ -	\$ -	\$ -	\$ -	
	Equipment Replacement / Construction	\$ -	\$ -	\$ -	\$ -	\$ -	\$ -	\$ -	\$ -	\$ -	
	Program Deployment	\$ -	\$ -	\$ -	\$ -	\$ -	\$ -	\$ -	\$ -	\$ -	
	Alternatives Analysis / Report Preparation	\$ -	\$ -	\$ -	\$ -	\$ -	\$ -	\$ -	\$ -	\$ -	
	Project Approval & Environmental Document	\$ -	\$ -	\$ -	\$ -	\$ -	\$ -	\$ -	\$ -	\$ -	
	Plans, Specifications & Estimates	\$ -	\$ -	\$ -	\$ -	\$ -	\$ -	\$ -	\$ -	\$ -	
	Preliminary Engineering/ Planning	\$ -	\$ -	\$ -	\$ -	\$ -	\$ -	\$ -	\$ -	\$ -	
	Right of Way & Utility Relocation	\$ -	\$ -	\$ -	\$ -	\$ -	\$ -	\$ -	\$ -	\$ -	
	Construction Engineering	\$ -	\$ -	\$ -	\$ -	\$ -	\$ -	\$ -	\$ -	\$ -	
	Construction/ Implementation	\$ -	\$ 2,000	\$ 38,000	\$ -	\$ -	\$ -	\$ -	\$ -	\$ 40,000	
	Non-Infrastructure (Education Component)	\$ -	\$ -	\$ -	\$ -	\$ -	\$ -	\$ -	\$ -	\$ -	
<b>Annual Total</b>		<b>\$ -</b>	<b>\$ 2,000</b>	<b>\$ 38,000</b>	<b>\$ -</b>	<b>\$ -</b>	<b>\$ -</b>	<b>\$ -</b>	<b>\$ -</b>	<b>\$ 40,000</b>	

Project Development Funding											
Code	Project Funding Source	Actuals Prior Years	Est. Actual 2023/2024	2024/2025	2025/2026	2026/2027	2027/2028	2028/2029	2029/Beyond	Total Funding	
	General Fund	\$ -	\$ -	\$ -	\$ -	\$ -	\$ -	\$ -	\$ -	\$ -	
	Federal Congestion Mitigation Air Quality	\$ -	\$ -	\$ -	\$ -	\$ -	\$ -	\$ -	\$ -	\$ -	
	Federal Emergency Relief Program	\$ -	\$ -	\$ -	\$ -	\$ -	\$ -	\$ -	\$ -	\$ -	
	Federal Hazard Mitigation Grant Program	\$ -	\$ -	\$ -	\$ -	\$ -	\$ -	\$ -	\$ -	\$ -	
	Federal Highway Safety Improvement Program	\$ -	\$ -	\$ -	\$ -	\$ -	\$ -	\$ -	\$ -	\$ -	
	Federal, FEMA Public Assistance	\$ -	\$ -	\$ -	\$ -	\$ -	\$ -	\$ -	\$ -	\$ -	
	Federal, Economic Development Administration	\$ -	\$ -	\$ -	\$ -	\$ -	\$ -	\$ -	\$ -	\$ -	
	Federal, United States Department of Agriculture	\$ -	\$ -	\$ -	\$ -	\$ -	\$ -	\$ -	\$ -	\$ -	
	Gas Tax / Streets	\$ -	\$ -	\$ -	\$ -	\$ -	\$ -	\$ -	\$ -	\$ -	
2110	Local Transportation / Transit	\$ -	\$ 2,000	\$ 38,000	\$ -	\$ -	\$ -	\$ -	\$ -	\$ 40,000	
	Measure "C"/"V"	\$ -	\$ -	\$ -	\$ -	\$ -	\$ -	\$ -	\$ -	\$ -	
	Other, Community:	\$ -	\$ -	\$ -	\$ -	\$ -	\$ -	\$ -	\$ -	\$ -	
2320	Other, Federal:	\$ -	\$ -	\$ -	\$ -	\$ -	\$ -	\$ -	\$ -	\$ -	
	Other, State:	\$ -	\$ -	\$ -	\$ -	\$ -	\$ -	\$ -	\$ -	\$ -	
	State Active Transportation Program	\$ -	\$ -	\$ -	\$ -	\$ -	\$ -	\$ -	\$ -	\$ -	
	State Water Board Financial Assistance	\$ -	\$ -	\$ -	\$ -	\$ -	\$ -	\$ -	\$ -	\$ -	
	CDBG-DR	\$ -	\$ -	\$ -	\$ -	\$ -	\$ -	\$ -	\$ -	\$ -	
	Utility Reimbursements	\$ -	\$ -	\$ -	\$ -	\$ -	\$ -	\$ -	\$ -	\$ -	
	Insurance	\$ -	\$ -	\$ -	\$ -	\$ -	\$ -	\$ -	\$ -	\$ -	
	Program Participant	\$ -	\$ -	\$ -	\$ -	\$ -	\$ -	\$ -	\$ -	\$ -	
	Unfunded	\$ -	\$ -	\$ -	\$ -	\$ -	\$ -	\$ -	\$ -	\$ -	
<b>Annual Total</b>		<b>\$ -</b>	<b>\$ 2,000</b>	<b>\$ 38,000</b>	<b>\$ -</b>	<b>\$ -</b>	<b>\$ -</b>	<b>\$ -</b>	<b>\$ -</b>	<b>\$ 40,000</b>	

**Town of Paradise Fiscal Year 2024/2025  
Capital Improvement & Disaster Recovery Plan**

<b>Project Title:</b> Maintenance Culvert Replacement	<b>Est. Start Date:</b> 7/1/2023	<b>Project Description</b> Replacement of failed roadway culverts at various locations townwide.
<b>CIP/DR:</b> CIP	<b>Est. End Date:</b> 6/30/2025	
<b>Project No.:</b> 9432	<b>Department(s):</b> Public Works	
<b>Grant No.:</b> N/A	<b>Funding Status:</b> Funded	

Project Development Costs											
Code	Project Phase / Type	Actuals Prior Years	Est. Actual 2023/2024	2024/2025	2025/2026	2026/2027	2027/2028	2028/2029	2029/Beyond	Total Costs	
	Facilities Replacement / Construction	\$ -	\$ -	\$ -	\$ -	\$ -	\$ -	\$ -	\$ -	\$ -	\$ -
	Equipment Replacement / Construction	\$ -	\$ -	\$ -	\$ -	\$ -	\$ -	\$ -	\$ -	\$ -	\$ -
	Program Deployment	\$ -	\$ -	\$ -	\$ -	\$ -	\$ -	\$ -	\$ -	\$ -	\$ -
	Alternatives Analysis / Report Preparation	\$ -	\$ -	\$ -	\$ -	\$ -	\$ -	\$ -	\$ -	\$ -	\$ -
	Project Approval & Environmental Document	\$ -	\$ -	\$ -	\$ -	\$ -	\$ -	\$ -	\$ -	\$ -	\$ -
	Plans, Specifications & Estimates	\$ -	\$ -	\$ -	\$ -	\$ -	\$ -	\$ -	\$ -	\$ -	\$ -
	Preliminary Engineering/ Planning	\$ -	\$ -	\$ -	\$ -	\$ -	\$ -	\$ -	\$ -	\$ -	\$ -
	Right of Way & Utility Relocation	\$ -	\$ 22,500	\$ -	\$ -	\$ -	\$ -	\$ -	\$ -	\$ -	\$ 22,500
	Construction Engineering	\$ -	\$ -	\$ -	\$ -	\$ -	\$ -	\$ -	\$ -	\$ -	\$ -
	Construction/ Implementation	\$ -	\$ 77,337	\$ 77,500	\$ -	\$ -	\$ -	\$ -	\$ -	\$ -	\$ 154,837
	Non-Infrastructure (Education Component)	\$ -	\$ -	\$ -	\$ -	\$ -	\$ -	\$ -	\$ -	\$ -	\$ -
<b>Annual Total</b>		<b>\$ -</b>	<b>\$ 99,837</b>	<b>\$ 77,500</b>	<b>\$ -</b>	<b>\$ -</b>	<b>\$ -</b>	<b>\$ -</b>	<b>\$ -</b>	<b>\$ -</b>	<b>\$ 177,337</b>

Project Development Funding											
Code	Project Funding Source	Actuals Prior Years	Est. Actual 2023/2024	2024/2025	2025/2026	2026/2027	2027/2028	2028/2029	2029/Beyond	Total Funding	
	General Fund	\$ -	\$ -	\$ -	\$ -	\$ -	\$ -	\$ -	\$ -	\$ -	\$ -
	Federal Congestion Mitigation Air Quality	\$ -	\$ -	\$ -	\$ -	\$ -	\$ -	\$ -	\$ -	\$ -	\$ -
	Federal Emergency Relief Program	\$ -	\$ -	\$ -	\$ -	\$ -	\$ -	\$ -	\$ -	\$ -	\$ -
	Federal Hazard Mitigation Grant Program	\$ -	\$ -	\$ -	\$ -	\$ -	\$ -	\$ -	\$ -	\$ -	\$ -
	Federal Highway Safety Improvement Program	\$ -	\$ -	\$ -	\$ -	\$ -	\$ -	\$ -	\$ -	\$ -	\$ -
	Federal, FEMA Public Assistance	\$ -	\$ -	\$ -	\$ -	\$ -	\$ -	\$ -	\$ -	\$ -	\$ -
	Federal, Economic Development Administration	\$ -	\$ -	\$ -	\$ -	\$ -	\$ -	\$ -	\$ -	\$ -	\$ -
	Federal, United States Department of Agriculture	\$ -	\$ -	\$ -	\$ -	\$ -	\$ -	\$ -	\$ -	\$ -	\$ -
	Gas Tax / Streets	\$ -	\$ -	\$ -	\$ -	\$ -	\$ -	\$ -	\$ -	\$ -	\$ -
2110	Local Transportation / Transit	\$ -	\$ -	\$ -	\$ -	\$ -	\$ -	\$ -	\$ -	\$ -	\$ -
	Measure "C"/"V"	\$ -	\$ -	\$ -	\$ -	\$ -	\$ -	\$ -	\$ -	\$ -	\$ -
	Other, Community:	\$ -	\$ 99,837	\$ 77,500	\$ -	\$ -	\$ -	\$ -	\$ -	\$ -	\$ 177,337
2320	Other, Federal:	\$ -	\$ -	\$ -	\$ -	\$ -	\$ -	\$ -	\$ -	\$ -	\$ -
	Other, State:	\$ -	\$ -	\$ -	\$ -	\$ -	\$ -	\$ -	\$ -	\$ -	\$ -
	State Active Transportation Program	\$ -	\$ -	\$ -	\$ -	\$ -	\$ -	\$ -	\$ -	\$ -	\$ -
	State Water Board Financial Assistance	\$ -	\$ -	\$ -	\$ -	\$ -	\$ -	\$ -	\$ -	\$ -	\$ -
	CDBG-DR	\$ -	\$ -	\$ -	\$ -	\$ -	\$ -	\$ -	\$ -	\$ -	\$ -
	Utility Reimbursements	\$ -	\$ -	\$ -	\$ -	\$ -	\$ -	\$ -	\$ -	\$ -	\$ -
	Insurance	\$ -	\$ -	\$ -	\$ -	\$ -	\$ -	\$ -	\$ -	\$ -	\$ -
	Program Participant	\$ -	\$ -	\$ -	\$ -	\$ -	\$ -	\$ -	\$ -	\$ -	\$ -
	Unfunded	\$ -	\$ -	\$ -	\$ -	\$ -	\$ -	\$ -	\$ -	\$ -	\$ -
<b>Annual Total</b>		<b>\$ -</b>	<b>\$ 99,837</b>	<b>\$ 77,500</b>	<b>\$ -</b>	<b>\$ -</b>	<b>\$ -</b>	<b>\$ -</b>	<b>\$ -</b>	<b>\$ -</b>	<b>\$ 177,337</b>

**Town of Paradise Fiscal Year 2024/2025  
Capital Improvement & Disaster Recovery Plan**

<b>Project Title:</b> Animal Control Shelter Expansion	<b>Est. Start Date:</b> 7/1/2024	<b>Project Description</b> Animal Control shelter facility expansion.
<b>CIP/DR:</b> CIP	<b>Est. End Date:</b> 6/30/2025	
<b>Project No.:</b> 9433	<b>Department(s):</b> Public Works	
<b>Grant No.:</b> N/A	<b>Funding Status:</b> Partially Funded	

Project Development Costs											
Code	Project Phase / Type	Actuals Prior Years	Est. Actual 2023/2024	2024/2025	2025/2026	2026/2027	2027/2028	2028/2029	2029/Beyond	Total Costs	
	Facilities Replacement / Construction	\$ -	\$ -	\$ 2,800,000	\$ -	\$ -	\$ -	\$ -	\$ -	\$ 2,800,000	
	Equipment Replacement / Construction	\$ -	\$ -	\$ -	\$ -	\$ -	\$ -	\$ -	\$ -	\$ -	
	Program Deployment	\$ -	\$ -	\$ -	\$ -	\$ -	\$ -	\$ -	\$ -	\$ -	
	Alternatives Analysis / Report Preparation	\$ -	\$ -	\$ -	\$ -	\$ -	\$ -	\$ -	\$ -	\$ -	
	Project Approval & Environmental Document	\$ -	\$ -	\$ -	\$ -	\$ -	\$ -	\$ -	\$ -	\$ -	
	Plans, Specifications & Estimates	\$ -	\$ -	\$ -	\$ -	\$ -	\$ -	\$ -	\$ -	\$ -	
	Preliminary Engineering/ Planning	\$ -	\$ -	\$ -	\$ -	\$ -	\$ -	\$ -	\$ -	\$ -	
	Right of Way & Utility Relocation	\$ -	\$ -	\$ -	\$ -	\$ -	\$ -	\$ -	\$ -	\$ -	
	Construction Engineering	\$ -	\$ -	\$ -	\$ -	\$ -	\$ -	\$ -	\$ -	\$ -	
	Construction/ Implementation	\$ -	\$ -	\$ -	\$ -	\$ -	\$ -	\$ -	\$ -	\$ -	
	Non-Infrastructure (Education Component)	\$ -	\$ -	\$ -	\$ -	\$ -	\$ -	\$ -	\$ -	\$ -	
<b>Annual Total</b>		<b>\$ -</b>	<b>\$ -</b>	<b>\$ 2,800,000</b>	<b>\$ -</b>	<b>\$ -</b>	<b>\$ -</b>	<b>\$ -</b>	<b>\$ -</b>	<b>\$ 2,800,000</b>	

Project Development Funding											
Code	Project Funding Source	Actuals Prior Years	Est. Actual 2023/2024	2024/2025	2025/2026	2026/2027	2027/2028	2028/2029	2029/Beyond	Total Funding	
	General Fund	\$ -	\$ -	\$ 1,700,000	\$ -	\$ -	\$ -	\$ -	\$ -	\$ 1,700,000	
	Federal Congestion Mitigation Air Quality	\$ -	\$ -	\$ -	\$ -	\$ -	\$ -	\$ -	\$ -	\$ -	
	Federal Emergency Relief Program	\$ -	\$ -	\$ -	\$ -	\$ -	\$ -	\$ -	\$ -	\$ -	
	Federal Hazard Mitigation Grant Program	\$ -	\$ -	\$ -	\$ -	\$ -	\$ -	\$ -	\$ -	\$ -	
	Federal Highway Safety Improvement Program	\$ -	\$ -	\$ -	\$ -	\$ -	\$ -	\$ -	\$ -	\$ -	
	Federal, FEMA Public Assistance	\$ -	\$ -	\$ -	\$ -	\$ -	\$ -	\$ -	\$ -	\$ -	
	Federal, Economic Development Administration	\$ -	\$ -	\$ -	\$ -	\$ -	\$ -	\$ -	\$ -	\$ -	
	Federal, United States Department of Agriculture	\$ -	\$ -	\$ -	\$ -	\$ -	\$ -	\$ -	\$ -	\$ -	
	Gas Tax / Streets	\$ -	\$ -	\$ -	\$ -	\$ -	\$ -	\$ -	\$ -	\$ -	
2110	Local Transportation / Transit	\$ -	\$ -	\$ -	\$ -	\$ -	\$ -	\$ -	\$ -	\$ -	
	Measure "C"/"V"	\$ -	\$ -	\$ 700,000	\$ -	\$ -	\$ -	\$ -	\$ -	\$ 700,000	
	Other, Community:	\$ -	\$ -	\$ -	\$ -	\$ -	\$ -	\$ -	\$ -	\$ -	
2320	Other, Federal:	\$ -	\$ -	\$ 400,000	\$ -	\$ -	\$ -	\$ -	\$ -	\$ 400,000	
	Other, State:	\$ -	\$ -	\$ -	\$ -	\$ -	\$ -	\$ -	\$ -	\$ -	
	State Active Transportation Program	\$ -	\$ -	\$ -	\$ -	\$ -	\$ -	\$ -	\$ -	\$ -	
	State Water Board Financial Assistance	\$ -	\$ -	\$ -	\$ -	\$ -	\$ -	\$ -	\$ -	\$ -	
	CDBG-DR	\$ -	\$ -	\$ -	\$ -	\$ -	\$ -	\$ -	\$ -	\$ -	
	Utility Reimbursements	\$ -	\$ -	\$ -	\$ -	\$ -	\$ -	\$ -	\$ -	\$ -	
	Insurance	\$ -	\$ -	\$ -	\$ -	\$ -	\$ -	\$ -	\$ -	\$ -	
	Program Participant	\$ -	\$ -	\$ -	\$ -	\$ -	\$ -	\$ -	\$ -	\$ -	
	Unfunded	\$ -	\$ -	\$ -	\$ -	\$ -	\$ -	\$ -	\$ -	\$ -	
<b>Annual Total</b>		<b>\$ -</b>	<b>\$ -</b>	<b>\$ 2,800,000</b>	<b>\$ -</b>	<b>\$ -</b>	<b>\$ -</b>	<b>\$ -</b>	<b>\$ -</b>	<b>\$ 2,800,000</b>	

**Town of Paradise Fiscal Year 2024/2025  
Capital Improvement & Disaster Recovery Plan**

<b>Project Title:</b> Roe Road Phase 2	<b>Est. Start Date:</b> 7/1/2023	<b>Project Description</b> Roe Road Phase 2 Project will construct 1.2 miles of new two-lane roadway and a Class I multi-use path and vegetation management. Installation of storm drain facilities, bridge over Clear Creek, and traffic signal at Clark Road/State Route 191. Partial construction and construction engineering funding has not been secured for this project.
<b>CIP/DR:</b> CIP	<b>Est. End Date:</b> 6/30/2030	
<b>Project No.:</b> 9434	<b>Department(s):</b> Public Works	
<b>Grant No.:</b> CDBG-DR 18DRINFRA – 18006	<b>Funding Status:</b> Partially Funded    Reso No. 2022-12	

Project Development Costs											
Code	Project Phase / Type	Actuals Prior Years	Est. Actual 2023/2024	2024/2025	2025/2026	2026/2027	2027/2028	2028/2029	2029/Beyond	Total Costs	
	Facilities Replacement / Construction	\$ -	\$ -	\$ -	\$ -	\$ -	\$ -	\$ -	\$ -	\$ -	
	Equipment Replacement / Construction	\$ -	\$ -	\$ -	\$ -	\$ -	\$ -	\$ -	\$ -	\$ -	
	Program Deployment	\$ -	\$ -	\$ -	\$ -	\$ -	\$ -	\$ -	\$ -	\$ -	
	Alternatives Analysis / Report Preparation	\$ -	\$ -	\$ -	\$ -	\$ -	\$ -	\$ -	\$ -	\$ -	
	Project Approval & Environmental Document	\$ -	\$ -	770,000	2,000,000	\$ -	\$ -	\$ -	\$ -	2,770,000	
	Plans, Specifications & Estimates	\$ -	\$ -	\$ -	\$ -	3,155,000	1,000,000	\$ -	\$ -	4,155,000	
	Preliminary Engineering/ Planning	\$ -	\$ -	\$ -	\$ -	\$ -	\$ -	\$ -	\$ -	\$ -	
	Right of Way & Utility Relocation	\$ -	\$ -	\$ -	\$ -	1,200,000	4,788,000	\$ -	\$ -	5,988,000	
	Construction Engineering	\$ -	\$ -	\$ -	\$ -	\$ -	2,000,000	2,000,000	2,800,000	6,800,000	
	Construction/ Implementation	\$ -	\$ -	\$ -	\$ -	\$ -	15,429,000	15,429,000	15,429,000	46,287,000	
	Non-Infrastructure (Education Component)	\$ -	\$ -	\$ -	\$ -	\$ -	\$ -	\$ -	\$ -	\$ -	
<b>Annual Total</b>		\$ -	\$ -	\$ 770,000	\$ 2,000,000	\$ 4,355,000	\$ 23,217,000	\$ 17,429,000	\$ 18,229,000	\$ 66,000,000	

Project Development Funding											
Code	Project Funding Source	Actuals Prior Years	Est. Actual 2023/2024	2024/2025	2025/2026	2026/2027	2027/2028	2028/2029	2029/Beyond	Total Funding	
	General Fund	\$ -	\$ -	\$ -	\$ -	\$ -	3,800,000	\$ -	\$ -	3,800,000	
	Federal Congestion Mitigation Air Quality	\$ -	\$ -	\$ -	\$ -	\$ -	\$ -	\$ -	\$ -	\$ -	
	Federal Emergency Relief Program	\$ -	\$ -	\$ -	\$ -	\$ -	\$ -	\$ -	\$ -	\$ -	
	Federal Hazard Mitigation Grant Program	\$ -	\$ -	\$ -	\$ -	\$ -	\$ -	\$ -	\$ -	\$ -	
	Federal Highway Safety Improvement Program	\$ -	\$ -	\$ -	\$ -	\$ -	\$ -	\$ -	\$ -	\$ -	
	Federal, FEMA Public Assistance	\$ -	\$ -	\$ -	\$ -	\$ -	\$ -	\$ -	\$ -	\$ -	
	Federal, Economic Development Administration	\$ -	\$ -	\$ -	\$ -	\$ -	\$ -	\$ -	\$ -	\$ -	
	Federal, United States Department of Agriculture	\$ -	\$ -	\$ -	\$ -	\$ -	\$ -	\$ -	\$ -	\$ -	
	Gas Tax / Streets	\$ -	\$ -	\$ -	\$ -	\$ -	\$ -	\$ -	\$ -	\$ -	
2110	Local Transportation / Transit	\$ -	\$ -	\$ -	\$ -	\$ -	\$ -	\$ -	\$ -	\$ -	
	Measure "C"/"V"	\$ -	\$ -	\$ -	\$ -	\$ -	\$ -	\$ -	\$ -	\$ -	
	Other, Community:	\$ -	\$ -	\$ -	\$ -	\$ -	\$ -	\$ -	\$ -	\$ -	
2320	Other, Federal:	\$ -	\$ -	770,000	1,000,000	2,155,000	9,691,667	9,691,667	9,691,666	33,000,000	
	Other, State:	\$ -	\$ -	\$ -	\$ -	\$ -	\$ -	\$ -	\$ -	\$ -	
	State Active Transportation Program	\$ -	\$ -	\$ -	\$ -	\$ -	\$ -	\$ -	\$ -	\$ -	
	State Water Board Financial Assistance	\$ -	\$ -	\$ -	\$ -	\$ -	\$ -	\$ -	\$ -	\$ -	
	CDBG-DR	\$ -	\$ -	\$ -	1,000,000	2,200,000	1,000,000	\$ -	\$ -	4,200,000	
	Utility Reimbursements	\$ -	\$ -	\$ -	\$ -	\$ -	\$ -	\$ -	\$ -	\$ -	
	Insurance	\$ -	\$ -	\$ -	\$ -	\$ -	\$ -	\$ -	\$ -	\$ -	
	Program Participant	\$ -	\$ -	\$ -	\$ -	\$ -	\$ -	\$ -	\$ -	\$ -	
	Unfunded	\$ -	\$ -	\$ -	\$ -	\$ -	8,725,333	7,737,333	8,537,334	25,000,000	
<b>Annual Total</b>		\$ -	\$ -	\$ 770,000	\$ 2,000,000	\$ 4,355,000	\$ 23,217,000	\$ 17,429,000	\$ 18,229,000	\$ 66,000,000	

**Town of Paradise Fiscal Year 2024/2025  
Capital Improvement & Disaster Recovery Plan**

<b>Project Title:</b> Paradise Sewer Project	<b>Est. Start Date:</b> 4/1/2020	<b>Project Description</b> Paradise Sewer Project design and construction that proposes to connect 1,469 parcels in the Sewer Service Area.
<b>CIP/DR:</b> CIP	<b>Est. End Date:</b> 6/30/2027	
<b>Project No.:</b>	<b>Department(s):</b> PW	
<b>Grant No.:</b> N/A	<b>Funding Status:</b> Unsecured	

Project Development Costs										
Code	Project Phase / Type	Actuals Prior Years	Est. Actual 2023/2024	2024/2025	2025/2026	2026/2027	2027/2028	2028/2029	2026/Beyond	Total Costs
	Facilities Replacement / Construction	\$ -	\$ -	\$ -	\$ -	\$ -	\$ -	\$ -	\$ -	\$ -
	Equipment Replacement / Construction	\$ -	\$ -	\$ -	\$ -	\$ -	\$ -	\$ -	\$ -	\$ -
	Program Deployment	\$ -	\$ -	\$ -	\$ -	\$ -	\$ -	\$ -	\$ -	\$ -
	Alternatives Analysis / Report Preparation			\$ -	\$ -	\$ -	\$ -	\$ -	\$ -	\$ -
	Project Approval & Environmental Document	\$ -		\$ -	\$ -	2,091,000	2,422,000	\$ -	\$ -	\$ 4,513,000
	Plans, Specifications & Estimates	\$ -		\$ -	0	0	\$ -	\$ -	\$ -	\$ -
	Preliminary Engineering/ Planning	\$ -		\$ -	11,094,000	11,094,000	\$ -	\$ -	\$ -	\$ 22,188,000
	Right of Way & Utility Relocation	\$ -		\$ -	1,816,500	1,816,500	\$ -	\$ -	\$ -	\$ 3,633,000
	Construction Engineering	\$ -		\$ -	\$ -	\$ -	6,083,000	6,083,000	6,083,000	\$ 18,249,000
	Construction/ Implementation	\$ -		\$ -	\$ -	\$ -	44,700,000	44,700,000	44,700,000	\$ 134,100,000
	Non-Infrastructure (Education Component)	\$ -		\$ -	\$ -	\$ -	\$ -	\$ -	\$ -	\$ -
<b>Annual Total</b>		<b>\$ -</b>	<b>\$ -</b>	<b>\$ -</b>	<b>\$ 12,910,500</b>	<b>\$ 15,001,500</b>	<b>\$ 53,205,000</b>	<b>\$ 50,783,000</b>	<b>\$ 50,783,000</b>	<b>\$ 182,683,000</b>
										<b>\$ -</b>

Project Development Funding										
Fund	Project Funding Source	Actuals Prior Years	Est. Actual 2023/2024	2024/2025	2025/2026	2026/2027	2027/2028	2028/2029	2026/Beyond	Total Funding
	General Fund	\$ -	\$ -	\$ -	\$ -	\$ -	\$ -	\$ -	\$ -	\$ -
	Federal Congestion Mitigation Air Quality	\$ -	\$ -	\$ -	\$ -	\$ -	\$ -	\$ -	\$ -	\$ -
	Federal Emergency Relief Program	\$ -	\$ -	\$ -	\$ -	\$ -	\$ -	\$ -	\$ -	\$ -
	Federal Hazard Mitigation Grant Program	\$ -	\$ -	\$ -	\$ -	\$ -	\$ -	\$ -	\$ -	\$ -
	Federal Highway Safety Improvement Program	\$ -	\$ -	\$ -	\$ -	\$ -	\$ -	\$ -	\$ -	\$ -
	Federal, FEMA Public Assistance	\$ -	\$ -	\$ -	\$ -	\$ -	\$ -	\$ -	\$ -	\$ -
	Federal, Economic Development Administration	\$ -	\$ -	\$ -	\$ -	\$ -	\$ -	\$ -	\$ -	\$ -
2138	Federal, United States Department of Agriculture	\$ -	\$ -	\$ -	\$ -	\$ -	\$ -	\$ -	\$ -	\$ -
	Gas Tax / Streets	\$ -	\$ -	\$ -	\$ -	\$ -	\$ -	\$ -	\$ -	\$ -
	Local Transportation / Transit	\$ -	\$ -	\$ -	\$ -	\$ -	\$ -	\$ -	\$ -	\$ -
	Measure "C"/"V"	\$ -	\$ -	\$ -	\$ -	\$ -	\$ -	\$ -	\$ -	\$ -
	Other, Community:	\$ -	\$ -	\$ -	\$ -	\$ -	\$ -	\$ -	\$ -	\$ -
	Other, Federal:	\$ -	\$ -	\$ -	\$ -	\$ -	\$ -	\$ -	\$ -	\$ -
	Other, State:	\$ -	\$ -	\$ -	\$ -	\$ -	\$ -	\$ -	\$ -	\$ -
	State Active Transportation Program	\$ -	\$ -	\$ -	\$ -	\$ -	\$ -	\$ -	\$ -	\$ -
	State Water Board Financial Assistance	\$ -	\$ -	\$ -	\$ -	\$ -	\$ -	\$ -	\$ -	\$ -
	CDBG-DR	\$ -	\$ -	\$ -	12,910,500	15,001,500	53,205,000	50,783,000	50,783,000	\$ 182,683,000
	Utility Reimbursements	\$ -	\$ -	\$ -	\$ -	\$ -	\$ -	\$ -	\$ -	\$ -
	Insurance	\$ -	\$ -	\$ -	\$ -	\$ -	\$ -	\$ -	\$ -	\$ -
	Program Participant	\$ -	\$ -	\$ -	\$ -	\$ -	\$ -	\$ -	\$ -	\$ -
	Unfunded	\$ -	\$ -	\$ -	\$ -	\$ -	\$ -	\$ -	\$ -	\$ -
<b>Annual Total</b>		<b>\$ -</b>	<b>\$ -</b>	<b>\$ -</b>	<b>\$ 12,910,500</b>	<b>\$ 15,001,500</b>	<b>\$ 53,205,000</b>	<b>\$ 50,783,000</b>	<b>\$ 50,783,000</b>	<b>\$ 182,683,000</b>

**TOWN OF PARADISE  
RESOLUTION NO. 2024-\_\_\_\_**

**A RESOLUTION OF THE TOWN COUNCIL OF THE TOWN OF PARADISE, CALIFORNIA,  
APPROVING JOB CLASSIFICATION DESCRIPTIONS**

**WHEREAS**, it is prudent for the Town of Paradise to periodically review its job classification descriptions of the positions within the Town of Paradise; and,

**WHEREAS**, to improve efficiency of certain Town functions and to appropriately reflect the duties and qualifications of its employee classifications.

**NOW, THEREFORE BE IT RESOLVED**, by the Town Council of the Town of Paradise as follows:

**SECTION 1.** Job class descriptions in the attached list are approved. Town staff is directed to revise Town employee Classifications based on the attached list.

**PASSED AND ADOPTED** by the Town Council of the Town of Paradise this 9th day of July 2024, by the following vote:

- AYES:**
- NOES:**
- ABSENT:**
- NOT VOTING:**

\_\_\_\_\_  
Ronald Lassonde, Mayor

ATTEST:

\_\_\_\_\_  
Melanie Elvis, Deputy Town Clerk

APPROVED AS TO FORM:

\_\_\_\_\_  
Scott E. Huber, Town Attorney



July 9, 2024  
FLSA: Exempt

## FLEET MANAGER

### **DEFINITION**

Under general direction, this position will plan, organize, and supervise all operations associated with the Public Works Department Fleet Services Division, including the acquisition, utilization, evaluation, repair and replacement of the vehicle and equipment fleet. Work includes overseeing all maintenance and repair of vehicles, tools, and equipment for both in-house and contract work. Performs the most complex skilled mechanical work in the inspection, diagnosis, servicing, and maintenance of a variety of large and small Town of Paradise vehicles and equipment; performs related inventory, purchasing, welding, and record-keeping duties; supervises, trans and evaluates assigned staff in completing vehicle and equipment maintenance and repair projects. Manages contracts and agreements in the Fleet Services Division. Manages applicable regulatory requirements within the Division's operations. Performs related management duties, as assigned.

### **SUPERVISION RECEIVED AND EXERCISED**

Receives general supervision from the Public Works Director. Exercises technical and functional direction over and provides training to lower-level staff.

### **CLASS CHARACTERISTICS**

This is a management classification responsible for planning, organizing, managing staff, operations, programs, projects, and daily activities of the Fleet Department. Incumbents work under general direction and exercise a high level of discretion and independent judgment in performing the full range of routine to complex duties pertaining to the maintenance and repair of Town vehicles and equipment. Incumbent also provides direction and supervision to technical staff. This is a technical classification performing a wide variety of vehicle and equipment maintenance and repair duties. Incumbent serves as manager while also performing technical detail work. This position is expected to function with very little direct oversight. Successful performance of the work requires frequent use of discretion and independent judgment, and knowledge of departmental and Town activities. This class is distinguished from the Fleet Services Supervisor in that it has management responsibility for all maintenance and operations programs, budget and activities of the Fleet Department.

### **EXAMPLES OF TYPICAL JOB FUNCTIONS (Illustrative Only)**

*Management reserves the right to add, modify, change, or rescind the work assignments of different positions and to make reasonable accommodations so that qualified employees can perform the essential functions of the job.*

- Recommend and establish administrative procedures for Town fleet requirements pertaining to the processing of vehicle and equipment purchase requests, acquisition, assignment, usage, operation, repair, preventive maintenance, fueling and replacement of all Town vehicles and equipment, including Public Works, Fire, Police, and standard vehicle types.
- Oversee and maintain the operation of computerized system for tracking vehicles and equipment, maintenance, parts inventory, fuel, shop labor, costs, utilization, billing and fleet operations.
- Develop, coordinate and supervise a comprehensive vehicle preventive maintenance and repair program for the Town's automotive equipment, heavy equipment and other special equipment.

- Performs skilled mechanical work in the inspection, diagnosis, servicing, and maintenance of a variety of large and small vehicles and equipment such as generators, cars, fire trucks, police vehicles, backhoes, loaders, trailers, mowers, and tractors; ensures safe and effective operating condition of Town vehicles and power-driven equipment.
- Inspects a variety of vehicles and equipment according to established guidelines and procedures; troubleshoots, diagnoses, and resolves electrical, mechanical, hydraulic, computerized, and other types of vehicle and equipment malfunctions; repairs or replaces parts and components as needed.
- Performs scheduled safety inspections and preventive maintenance of vehicles and equipment; identifies safety hazards and makes necessary adjustments to ensure safe operation; establishes preventive maintenance schedules.
- Performs a variety of welding activities involved in the repair of various machine parts.
- Services vehicles by ensuring satisfactory fluid levels; checks and replenishes air levels in tires; replaces tires; adjusts, repairs, and maintains air and hydraulic brake systems; adjusts and replaces brake shoes, pads and linings; turns drums and rotors; performs engine inspections, maintenance, and repairs; performs tune-ups on Town vehicles and equipment as requested.
- Installs and removes exterior and interior vehicle emergency equipment; mounts brackets, prisoner restraints, prisoner transportation cages, and other items or pieces of equipment attached or inside a Town vehicle.
- Diagnoses, repairs, adjusts, and replaces various components such as vehicle transmissions, carburetors, batteries, alternators, radiators, hoses, belts, distributors, differentials, drive shafts, clutches, pumps, shocks, cylinders, valve controls, generators, ignitions, bearings, and gears.
- Performs minor to major overhauls on existing vehicles as requested to meet Town needs.
- Estimates material and equipment needed for projects; monitors inventory levels of parts, supplies, and equipment; contacts vendors to obtain product and pricing information; orders items from vendors according to cost effectiveness and timeliness of product delivery.
- Operates a variety of equipment including hand and power tools, welders, torches, jacks, grease guns, presses, compressors, testers, meters and forklifts; maintains equipment in proper working condition; drives a vehicle to conduct work.
- Maintains a variety of records related to maintenance schedules, vehicles, equipment, costs, warranties, recalls, and assigned projects.
- Provides technical and functional direction and training to less experienced maintenance staff in methods and procedures of vehicle and equipment maintenance and repair.
- Plans and organizes assigned tasks; interprets diagrams, sketches, schematics, technical manuals, and specifications; works from verbal and written instructions and work orders.
- Coordinates and maintains regulatory compliance associated with fleet operations.
- Participates in budget preparation and yearlong administration.
- Prepares specifications for purchasing equipment and vehicles.
- Administer and supervise fuel distribution for all Town equipment.
- Supervise, train, and evaluate assigned staff.
- Responds to regular and emergency maintenance and repair requests; travels to various Town sites to make repairs to vehicles and equipment; uses a map to locate disabled vehicles; arranges for major maintenance and repairs with outside agencies as needed.
- Maintains shop area, equipment, and tools in a safe, clean, and orderly condition; assists with related building maintenance functions including installation and renovation activities.
- Performs other duties as assigned.

## **QUALIFICATIONS**

### **Knowledge of:**

- Principles of providing functional direction and training.
- Techniques, practices, procedures, tools, and materials used in the repair and maintenance of large and



- small vehicles and equipment.
- Diagnostic procedures for vehicles and equipment.
- Practices, procedures, techniques, and equipment used in welding and metal fabrication.
- Operation, theory, and principles of gasoline, diesel and alternative-powered engines.
- Preventative maintenance practices and procedures.
- Shop math applicable to vehicle maintenance.
- Record-keeping techniques.
- Health and safety regulations.
- Techniques for providing a high level of customer service by effectively dealing with the public, vendors, contractors, and Town staff.
- The structure and content of the English language, including the meaning and spelling of words, rules of composition, and grammar.
- Modern equipment and communication tools used for business functions and program, project, and task coordination.
- Computers and software programs (e.g., Microsoft software packages) to conduct, compile, and/or generate documentation.
- Bidding and purchasing procedures including preparation of bid specifications, vehicle replacement procedures.
- Principles of labor relations, supervising, training, and performance evaluation.

**Ability to:**

- Plan, organize and perform fleet management services.
- Plan, organize, and coordinate the work of technical staff.
- Effectively provide staff leadership and work direction.
- Perform skilled mechanical work in the inspection, diagnosis, servicing, and maintenance of a variety of large and small vehicles and equipment.
- Troubleshoot, diagnose, and resolve electrical, mechanical, hydraulic, computerized, and other types of vehicle and equipment malfunctions.
- Repair or replace parts and components as needed.
- Perform scheduled safety inspections and preventive maintenance of vehicles and equipment.
- Estimate and procure materials and equipment needed for projects.
- Perform a variety of welding activities involved in the repair and fabrication of parts and equipment.
- Read and work from diagrams, sketches, schematics, technical manuals, and specifications.
- Operate a variety of hand and power tools including welding equipment.
- Understand, interpret, and apply all pertinent laws, codes, regulations, policies and procedures, and standards relevant to work performed.
- Effectively represent the department and the Town in meetings with governmental agencies; community groups; various business, professional, and regulatory organizations; and in meetings with individuals.
- Independently organize work, set priorities, meet critical deadlines, and follow-up on assignments.
- Effectively use computer systems, software applications, and modern business equipment to perform a variety of work tasks.
- Communicate clearly and concisely, both orally and in writing, using appropriate English grammar and syntax.
- Use tact, initiative, prudence, and independent judgment within general policy, procedural, and legal guidelines.
- Establish, maintain, and foster positive and effective working relationships with those contacted in the course of work.
- Supervise, train, and evaluate assigned staff.

**Education and Experience:**

*Any combination of training and experience that would provide the required knowledge, skills, and abilities is qualifying. A typical way to obtain the required qualifications would be:*

Equivalent to completion of the twelfth (12th) grade and seven (7) years of progressively responsible work experience in a classification equivalent to that of a Mechanic at the Town of Paradise. Two years of experience in the supervision of a vehicle fleet operations unit. Specialized training in the maintenance and repair of gas and diesel-powered equipment. Specialized fire vehicle training is required for the fire vehicle maintenance duties assignment. Valid certifications from the California Fire Mechanics Academy or equivalent are preferred. An associate degree and in a related field preferred.

**Licenses and Certifications:**

- Possession of, or ability to obtain, a valid California Class B Driver’s License by time of appointment and a satisfactory driving record.
- Certification as a National Automotive Institute of Service Excellence (NAISE) Diesel Mechanic, Truck Mechanic, Body Technician, or other related area, and Automotive Service Excellence (ASE) master is preferred (by assignment).

**PHYSICAL DEMANDS**

Must possess mobility to work in and around a standard shop setting, to operate a motor vehicle and drive on surface streets; strength, stamina, and mobility to perform light to medium physical work, to work in confined spaces and around machines, to climb and descend ladders, and to operate varied hand and power tools, equipment, and machinery; vision to read printed materials and a computer screen; and hearing and speech to communicate in person and over the telephone or radio. The job involves fieldwork requiring frequent walking in operational areas to identify problems or hazards. Finger dexterity is needed to access, enter, and retrieve data using a computer keyboard or calculator and to operate above-mentioned tools and equipment. Positions in this classification bend, stoop, kneel, reach, and climb to perform work and inspect work sites. Employees must possess the ability to lift, carry, push, and pull materials and objects weighing an average of 60 pounds, or heavier weights with the use of proper equipment.

**ENVIRONMENTAL CONDITIONS**

Employees primarily work in the garage and occasionally in the field and are exposed to, loud noise levels, vibration, confining workspace, chemicals, dust, paint fumes, mechanical and electrical hazards, grease, oils, solvents, machinery with extremely hot surfaces and moving parts, moving objects or other vehicles, as well as cold and hot temperatures, inclement weather conditions, and road hazards. Employees may interact with members of the public or with staff under emotionally stressful conditions while interpreting and enforcing departmental policies and procedures.

**TOWN OF PARADISE  
RESOLUTION NO. 2024-\_\_**

**A RESOLUTION OF THE TOWN COUNCIL OF THE TOWN OF PARADISE, CALIFORNIA,  
ADOPTING THE AMENDED SALARY PAY PLAN FOR TOWN OF PARADISE  
EMPLOYEES FOR THE FISCAL YEAR 2024-2025**

**WHEREAS**, the Town wishes to revise the salary pay plan; and

**WHEREAS**, the salary pay plan will incorporate all salary paid within the Town into one salary pay plan.

**NOW, THEREFORE BE IT RESOLVED**, by the Town Council of the Town of Paradise, that the Town of Paradise salary pay plan attached to this resolution is hereby adopted.

**PASSED AND ADOPTED** by the Town Council of the Town of Paradise this 9th day of July 2024, by the following vote:

**AYES:**

**NOES:**

**ABSENT:**

**NOT VOTING:**

\_\_\_\_\_  
Ronald Lassonde, Mayor

ATTEST:

\_\_\_\_\_  
Melanie Elvis, Deputy Town Clerk

APPROVED AS TO FORM:

\_\_\_\_\_  
Scott E. Huber, Town Attorney

**TOWN OF PARADISE**  
**SALARY PAY PLAN FY 2024/25**  
**AS OF JULY 1, 2024**

Head Count	Auth FTE's	Budget FTE	Position Title	Hours/Week	A Step	B Step	C Step	D Step	E Step	F Step
<b>1.00</b>	<b>1.00</b>	<b>1.00</b>	<b>MAINTENANCE WORKER I</b>							
			HOURLY	40	20.57	21.60	22.68	23.81	25.00	26.25
			BIWEEKLY	80	1,645.60	1,728.00	1,814.40	1,904.80	2,000.00	2,100.00
			MONTHLY	173	3,565.47	3,744.00	3,931.20	4,127.07	4,333.33	4,550.00
			ANNUAL	2,080	42,785.60	44,928.00	47,174.40	49,524.80	52,000.00	54,600.00
<b>1.00</b>	<b>1.00</b>	<b>1.00</b>	<b>OFFICE ASSISTANT (BUILDING)</b>							
<b>1.00</b>	<b>1.00</b>	<b>1.00</b>	<b>OFFICE ASSISTANT (CDD)</b>							
<b>1.00</b>	<b>1.00</b>	<b>1.00</b>	<b>OFFICE ASSISTANT (CODE ENFORCEMENT)</b>							
<b>1.00</b>	<b>1.00</b>	<b>1.00</b>	<b>OFFICE ASSISTANT (FIRE PREVENTION LIMITED TERM)</b>							
<b>2.00</b>	<b>2.00</b>	<b>2.00</b>	<b>OFFICE ASSISTANT (RECOVERY)</b>							
			HOURLY	40	21.10	22.16	23.27	24.43	25.65	26.93
			BIWEEKLY	80	1,688.00	1,772.80	1,861.60	1,954.40	2,052.00	2,154.40
			MONTHLY	173	3,657.33	3,841.07	4,033.47	4,234.53	4,446.00	4,667.87
			ANNUAL	2,080	43,888.00	46,092.80	48,401.60	50,814.40	53,352.00	56,014.40
<b>1.00</b>	<b>0.75</b>	<b>0.75</b>	<b>OFFICE ASSISTANT (ANIMAL CONTROL)</b>							
			HOURLY	30	21.10	22.16	23.27	24.43	25.65	26.93
			BIWEEKLY	60	1,266.00	1,329.60	1,396.20	1,465.80	1,539.00	1,615.80
			MONTHLY	130	2,743.00	2,880.80	3,025.10	3,175.90	3,334.50	3,500.90
			ANNUAL	1,560	32,916.00	34,569.60	36,301.20	38,110.80	40,014.00	42,010.80
<b>4.00</b>	<b>4.00</b>	<b>4.00</b>	<b>BUILDING/ONSITE PERMIT TECHNICIAN I</b>							
<b>3.00</b>	<b>3.00</b>	<b>3.00</b>	<b>MAINTENANCE WORKER II</b>							
			HOURLY	40	22.73	23.87	25.06	26.31	27.63	29.01
			BIWEEKLY	80	1,818.40	1,909.60	2,004.80	2,104.80	2,210.40	2,320.80
			MONTHLY	173	3,939.87	4,137.47	4,343.73	4,560.40	4,789.20	5,028.40
			ANNUAL	2,080	47,278.40	49,649.60	52,124.80	54,724.80	57,470.40	60,340.80

**TOWN OF PARADISE**  
**SALARY PAY PLAN FY 2024/25**  
**AS OF JULY 1, 2024**

Head Count	Auth FTE's	Budget FTE	Position Title	Hours/Week	A Step	B Step	C Step	D Step	E Step	F Step
<b>1.00</b>	<b>0.60</b>	<b>0.60</b>	<b>ADMINISTRATIVE ASSISTANT (FIRE)</b>							
			HOURLY	24	23.30	24.47	25.69	26.97	28.32	29.74
			BIWEEKLY	48	1,118.40	1,174.56	1,233.12	1,294.56	1,359.36	1,427.52
			MONTHLY	104	2,423.20	2,544.88	2,671.76	2,804.88	2,945.28	3,092.96
			ANNUAL	1,248	29,078.40	30,538.56	32,061.12	33,658.56	35,343.36	37,115.52
<b>1.00</b>	<b>0.90</b>	<b>0.90</b>	<b>ADMINISTRATIVE ASSISTANT (TOWN MANAGER &amp; HUMAN RESOURCES)</b>							
			HOURLY	36	23.30	24.47	25.69	26.97	28.32	29.74
			BIWEEKLY	72	1,677.60	1,761.84	1,849.68	1,941.84	2,039.04	2,141.28
			MONTHLY	156	3,634.80	3,817.32	4,007.64	4,207.32	4,417.92	4,639.44
			ANNUAL	1,872	43,617.60	45,807.84	48,091.68	50,487.84	53,015.04	55,673.28
<b>1.00</b>	<b>1.00</b>	<b>1.00</b>	<b>ADMINISTRATIVE ASSISTANT (CDD/CODE ENFORCEMENT)</b>							
<b>1.00</b>	<b>1.00</b>	<b>1.00</b>	<b>ADMINISTRATIVE ASSISTANT (POLICE)</b>							
<b>1.00</b>	<b>1.00</b>	<b>1.00</b>	<b>ADMINISTRATIVE ASSISTANT (PUBLIC WORKS)</b>							
<b>1.00</b>	<b>1.00</b>	<b>1.00</b>	<b>ADMINISTRATIVE ASSISTANT (RECOVERY)</b>							
			HOURLY	40	23.30	24.47	25.69	26.97	28.32	29.74
			BIWEEKLY	80	1,864.00	1,957.60	2,055.20	2,157.60	2,265.60	2,379.20
			MONTHLY	173	4,038.67	4,241.47	4,452.93	4,674.80	4,908.80	5,154.93
			ANNUAL	2,080	48,464.00	50,897.60	53,435.20	56,097.60	58,905.60	61,859.20
<b>2.00</b>	<b>1.90</b>	<b>1.90</b>	<b>ANIMAL CONTROL OFFICER</b>							
			HOURLY	36	23.88	25.07	26.32	27.64	29.02	30.47
			BIWEEKLY	72	1,719.36	1,805.04	1,895.04	1,990.08	2,089.44	2,193.84
			MONTHLY	156	3,725.28	3,910.92	4,105.92	4,311.84	4,527.12	4,753.32
			ANNUAL	1,872	44,703.36	46,931.04	49,271.04	51,742.08	54,325.44	57,039.84
<b>0.00</b>	<b>0.00</b>	<b>0.00</b>	<b>COMMUNITY SERVICES OFFICER</b>							
<b>1.00</b>	<b>1.00</b>	<b>1.00</b>	<b>PROPERTY &amp; EVIDENCE TECHNICIAN</b>							
			HOURLY	40	24.48	25.70	26.99	28.34	29.76	31.25
			BIWEEKLY	80	1,958.40	2,056.00	2,159.20	2,267.20	2,380.80	2,500.00
			MONTHLY	173	4,243.12	4,454.58	4,678.18	4,912.17	5,158.30	5,416.56
			ANNUAL	2,080	50,918.40	53,456.00	56,139.20	58,947.20	61,900.80	65,000.00

**TOWN OF PARADISE**  
**SALARY PAY PLAN FY 2024/25**  
**AS OF JULY 1, 2024**

Head Count	Auth FTE's	Budget FTE	Position Title	Hours/Week	A Step	B Step	C Step	D Step	E Step	F Step
0.00	0.00	0.00	<b>BUILDING/ONSITE PERMIT TECHNICIAN II</b>							
6.00	6.00	6.00	<b>PUBLIC SAFETY DISPATCHER</b>							
			HOURLY	40	25.10	26.36	27.68	29.06	30.51	32.04
			BIWEEKLY	80	2,008.00	2,108.80	2,214.40	2,324.80	2,440.80	2,563.20
			MONTHLY	173	4,350.67	4,569.07	4,797.87	5,037.07	5,288.40	5,553.60
			ANNUAL	2,080	52,208.00	54,828.80	57,574.40	60,444.80	63,460.80	66,643.20
2.00	2.00	2.00	<b>SENIOR MAINTENANCE WORKER</b>							
0.00	0.00	0.00	<b>CONSTRUCTION INSPECTOR I</b>							
			HOURLY	40	26.35	27.67	29.05	30.50	32.03	33.63
			BIWEEKLY	80	2,108.00	2,213.60	2,324.00	2,440.00	2,562.40	2,690.40
			MONTHLY	173	4,567.33	4,796.13	5,035.33	5,286.67	5,551.87	5,829.20
			ANNUAL	2,080	54,808.00	57,553.60	60,424.00	63,440.00	66,622.40	69,950.40
1.00	1.00	1.00	<b>CODE ENFORCEMENT OFFICER II</b>							
2.00	2.00	2.00	<b>FIRE PREVENTION INSPECTOR I (LIMITED TERM)</b>							
1.00	1.00	1.00	<b>FLEET MECHANIC II</b>							
			HOURLY	40	27.67	29.05	30.50	32.03	33.63	35.31
			BIWEEKLY	80	2,213.60	2,324.00	2,440.00	2,562.40	2,690.40	2,824.80
			MONTHLY	173	4,796.13	5,035.33	5,286.67	5,551.87	5,829.20	6,120.40
			ANNUAL	2,080	57,553.60	60,424.00	63,440.00	66,622.40	69,950.40	73,444.80
1.00	1.00	1.00	<b>ANIMAL CONTROL SUPERVISOR</b>							
1.00	1.00	1.00	<b>CONSTRUCTION INSPECTOR II</b>							
1.00	1.00	1.00	<b>DEPUTY TOWN CLERK</b>							
2.00	2.00	2.00	<b>HOUSING PROGRAM TECHNICIAN</b>							
			HOURLY	40	29.10	30.56	32.09	33.69	35.37	37.14
			BIWEEKLY	80	2,328.00	2,444.80	2,567.20	2,695.20	2,829.60	2,971.20
			MONTHLY	173	5,044.00	5,297.07	5,562.27	5,839.60	6,130.80	6,437.60
			ANNUAL	2,080	60,528.00	63,564.80	66,747.20	70,075.20	73,569.60	77,251.20
2.00	2.00	2.00	<b>POLICE OFFICER TRAINEE</b>							
			HOURLY		29.83	31.32	32.89	34.53	36.26	38.07

**TOWN OF PARADISE**  
**SALARY PAY PLAN FY 2024/25**  
**AS OF JULY 1, 2024**

Head Count	Auth FTE's	Budget FTE	Position Title	Hours/Week	A Step	B Step	C Step	D Step	E Step	F Step
0.00	0.00	0.00	<b>BUILDING/ONSITE INSPECTOR I (LESS THAN 1/2 TIME, PART-TIME/HOURLY)</b>							
			HOURLY		30.58	32.11	33.72	35.41	37.18	39.04
3.00	3.00	3.00	<b>BUILDING/ONSITE INSPECTOR I</b>							
2.00	2.00	2.00	<b>FIRE PREVENTION INSPECTOR II</b>							
1.00	1.00	1.00	<b>PUBLIC WORKS SUPERVISOR</b>							
			HOURLY	40	30.58	32.11	33.72	35.41	37.18	39.04
			BIWEEKLY	80	2,446.40	2,568.80	2,697.60	2,832.80	2,974.40	3,123.20
			MONTHLY	173	5,300.53	5,565.73	5,844.80	6,137.73	6,444.53	6,766.93
			ANNUAL	2,080	63,606.40	66,788.80	70,137.60	73,652.80	77,334.40	81,203.20
1.00	1.00	1.00	<b>ASSISTANT PLANNER</b>							
			HOURLY	40	31.35	32.92	34.57	36.30	38.12	40.03
			BIWEEKLY	80	2,508.00	2,633.60	2,765.60	2,904.00	3,049.60	3,202.40
			MONTHLY	173	5,434.00	5,706.13	5,992.13	6,292.00	6,607.47	6,938.53
			ANNUAL	2,080	65,208.00	68,473.60	71,905.60	75,504.00	79,289.60	83,262.40
1.00	1.00	1.00	<b>SUPPORT SERVICES SUPERVISOR</b>							
			HOURLY	40	32.13	33.74	35.43	37.20	39.06	41.01
			BIWEEKLY	80	2,570.40	2,699.20	2,834.40	2,976.00	3,124.80	3,280.80
			MONTHLY	173	5,569.20	5,848.27	6,141.20	6,448.00	6,770.40	7,108.40
			ANNUAL	2,080	66,830.40	70,179.20	73,694.40	77,376.00	81,244.80	85,300.80
2.00	2.00	2.00	<b>ACCOUNTANT</b>							
1.00	1.00	1.00	<b>INFORMATION SYSTEMS TECHNICIAN II</b>							
			HOURLY	40	32.93	34.58	36.31	38.13	40.04	42.04
			BIWEEKLY	80	2,634.40	2,766.40	2,904.80	3,050.40	3,203.20	3,363.20
			MONTHLY	173	5,707.87	5,993.87	6,293.73	6,609.20	6,940.27	7,286.93
			ANNUAL	2,080	68,494.40	71,926.40	75,524.80	79,310.40	83,283.20	87,443.20

**TOWN OF PARADISE**  
**SALARY PAY PLAN FY 2024/25**  
**AS OF JULY 1, 2024**

Head Count	Auth FTE's	Budget FTE	Position Title	Hours/Week	A Step	B Step	C Step	D Step	E Step	F Step
<b>1.00</b>	<b>0.90</b>	<b>0.90</b>	<b>ACCOUNTING ANALYST</b>							
			HOURLY	36	32.93	34.58	36.31	38.13	40.04	42.04
			BIWEEKLY	72	2,370.96	2,489.76	2,614.32	2,745.36	2,882.88	3,026.88
			MONTHLY	156	5,137.08	5,394.48	5,664.36	5,948.28	6,246.24	6,558.24
			ANNUAL	1,872	61,644.96	64,733.76	67,972.32	71,379.36	74,954.88	78,698.88
<b>1.00</b>	<b>0.45</b>	<b>0.45</b>	<b>BUILDING/ONSITE INSPECTOR II (LESS THAN HALF-TIME, PART-TIME/HOURLY)</b>							
			HOURLY	18	33.76	35.45	37.22	39.08	41.03	43.08
<b>0.00</b>	<b>0.00</b>	<b>0.00</b>	<b>FLEET SERVICES SUPERVISOR</b>							
			HOURLY	36	33.76	35.45	37.22	39.08	41.03	43.08
			BIWEEKLY	72	2,430.72	2,552.40	2,679.84	2,813.76	2,954.16	3,101.76
			MONTHLY	156	5,266.56	5,530.20	5,806.32	6,096.48	6,400.68	6,720.48
			ANNUAL	1,872	63,198.72	66,362.40	69,675.84	73,157.76	76,808.16	80,645.76
<b>1.00</b>	<b>1.00</b>	<b>1.00</b>	<b>BUILDING/ONSITE INSPECTOR II</b>							
<b>1.00</b>	<b>1.00</b>	<b>1.00</b>	<b>BUILDING PLANS EXAMINER</b>							
<b>1.00</b>	<b>1.00</b>	<b>1.00</b>	<b>SENIOR CONSTRUCTION INSPECTOR</b>							
<b>1.00</b>	<b>1.00</b>	<b>1.00</b>	<b>SENIOR SUPERVISING CODE ENFORCEMENT OFFICER</b>							
			HOURLY	40	33.76	35.45	37.22	39.08	41.03	43.08
			BIWEEKLY	80	2,700.80	2,836.00	2,977.60	3,126.40	3,282.40	3,446.40
			MONTHLY	173	5,851.73	6,144.67	6,451.47	6,773.87	7,111.87	7,467.20
			ANNUAL	2,080	70,220.80	73,736.00	77,417.60	81,286.40	85,342.40	89,606.40
<b>11.00</b>	<b>11.00</b>	<b>11.00</b>	<b>POLICE OFFICER</b>							
			HOURLY	40	34.59	36.32	38.14	40.05	42.05	44.15
			BIWEEKLY	80	2,767.20	2,905.60	3,051.20	3,204.00	3,364.00	3,532.00
			MONTHLY	173	5,995.60	6,295.47	6,610.93	6,942.00	7,288.67	7,652.67
			ANNUAL	2,080	71,947.20	75,545.60	79,331.20	83,304.00	87,464.00	91,832.00



**TOWN OF PARADISE**  
**SALARY PAY PLAN FY 2024/25**  
**AS OF JULY 1, 2024**

Head Count	Auth FTE's	Budget FTE	Position Title	Hours/Week	A Step	B Step	C Step	D Step	E Step	F Step
<b>1.00</b>	<b>1.00</b>	<b>1.00</b>	<b>Fleet Manager</b>							
			HOURLY	36	36.33	38.15	40.06	42.06	44.16	46.37
			BIWEEKLY	72	2,615.76	2,746.80	2,884.32	3,028.32	3,179.52	3,338.64
			MONTHLY	156	5,667.48	5,951.40	6,249.36	6,561.36	6,888.96	7,233.72
			ANNUAL	1,872	68,009.76	71,416.80	74,992.32	78,736.32	82,667.52	86,804.64
<b>1.00</b>	<b>1.00</b>	<b>1.00</b>	<b>SENIOR ACCOUNTANT</b>							
			HOURLY	40	36.33	38.15	40.06	42.06	44.16	46.37
			BIWEEKLY	80	2,906.40	3,052.00	3,204.80	3,364.80	3,532.80	3,709.60
			MONTHLY	173	6,297.20	6,612.67	6,943.73	7,290.40	7,654.40	8,037.47
			ANNUAL	2,080	75,566.40	79,352.00	83,324.80	87,484.80	91,852.80	96,449.60
<b>1.00</b>	<b>1.00</b>	<b>1.00</b>	<b>ASSOCIATE PLANNER</b>							
			HOURLY	40	36.33	38.15	40.06	42.06	44.16	46.37
			BIWEEKLY	80	2,906.40	3,052.00	3,204.80	3,364.80	3,532.80	3,709.60
			MONTHLY	173	6,297.20	6,612.67	6,943.73	7,290.40	7,654.40	8,037.47
			ANNUAL	2,080	75,566.40	79,352.00	83,324.80	87,484.80	91,852.80	96,449.60
<b>1.00</b>	<b>1.00</b>	<b>1.00</b>	<b>ASSISTANT ENGINEER</b>							
			HOURLY	40	38.19	40.10	42.11	44.22	46.43	48.75
			BIWEEKLY	80	3,055.20	3,208.00	3,368.80	3,537.60	3,714.40	3,900.00
			MONTHLY	173	6,619.60	6,950.67	7,299.07	7,664.80	8,047.87	8,450.00
			ANNUAL	2,080	79,435.20	83,408.00	87,588.80	91,977.60	96,574.40	101,400.00
<b>1.00</b>	<b>0.45</b>	<b>0.45</b>	<b>EMERGENCY OPERATIONS COORDINATOR (LESS THAN HALF-TIME, PART-TIME/HOURLY)</b>							
			HOURLY	18	39.14	41.10	43.16	45.32	47.59	49.97
<b>1.00</b>	<b>1.00</b>	<b>1.00</b>	<b>ONSITE SANITARY OFFICIAL</b>							
			HOURLY	40	39.14	41.10	43.16	45.32	47.59	49.97
			BIWEEKLY	80	3,131.20	3,288.00	3,452.80	3,625.60	3,807.20	3,997.60
			MONTHLY	173	6,784.27	7,124.00	7,481.07	7,855.47	8,248.93	8,661.47
			ANNUAL	2,080	81,411.20	85,488.00	89,772.80	94,265.60	98,987.20	103,937.60

**TOWN OF PARADISE**  
**SALARY PAY PLAN FY 2024/25**  
**AS OF JULY 1, 2024**

Head Count	Auth FTE's	Budget FTE	Position Title	Hours/Week	A Step	B Step	C Step	D Step	E Step	F Step
<b>1.00</b>	<b>1.00</b>	<b>1.00</b>	<b>SENIOR PLANNER</b>							
			HOURLY	40	41.12	43.18	45.34	47.61	49.99	52.49
			BIWEEKLY	80	3,289.60	3,454.40	3,627.20	3,808.80	3,999.20	4,199.20
			MONTHLY	173	7,127.47	7,484.53	7,858.93	8,252.40	8,664.93	9,098.27
			ANNUAL	2,080	85,529.60	89,814.40	94,307.20	99,028.80	103,979.20	109,179.20
<b>5.00</b>	<b>5.00</b>	<b>5.00</b>	<b>POLICE SERGEANT</b>							
			HOURLY	40	42.15	44.26	46.47	48.79	51.23	53.79
			BIWEEKLY	80	3,372.00	3,540.80	3,717.60	3,903.20	4,098.40	4,303.20
			MONTHLY	173	7,306.00	7,671.73	8,054.80	8,456.93	8,879.87	9,323.60
			ANNUAL	2,080	87,672.00	92,060.80	96,657.60	101,483.20	106,558.40	111,883.20
<b>1.00</b>	<b>1.00</b>	<b>1.00</b>	<b>HOUSING PROGRAM MANAGER</b>							
<b>1.00</b>	<b>1.00</b>	<b>1.00</b>	<b>PUBLIC WORKS MANAGER</b>							
			HOURLY	40	43.21	45.37	47.64	50.02	52.52	55.15
			BIWEEKLY	80	3,456.80	3,629.60	3,811.20	4,001.60	4,201.60	4,412.00
			MONTHLY	173	7,489.73	7,864.13	8,257.60	8,670.13	9,103.47	9,559.33
			ANNUAL	2,080	89,876.80	94,369.60	99,091.20	104,041.60	109,241.60	114,712.00
<b>2.00</b>	<b>2.00</b>	<b>2.00</b>	<b>CAPITAL PROJECTS MANAGER</b>							
<b>1.00</b>	<b>1.00</b>	<b>1.00</b>	<b>PROJECT MANAGER (RECOVERY)</b>							
			HOURLY	40	44.27	46.48	48.80	51.24	53.80	56.49
			BIWEEKLY	80	3,541.60	3,718.40	3,904.00	4,099.20	4,304.00	4,519.20
			MONTHLY	173	7,673.47	8,056.53	8,458.67	8,881.60	9,325.33	9,791.60
			ANNUAL	2,080	92,081.60	96,678.40	101,504.00	106,579.20	111,904.00	117,499.20
<b>1.00</b>	<b>1.00</b>	<b>1.00</b>	<b>COMMUNITY DEVELOPMENT MANAGER</b>							
			HOURLY	40	47.68	50.06	52.56	55.19	57.95	60.85
			BIWEEKLY	80	3,814.40	4,004.80	4,204.80	4,415.20	4,636.00	4,868.00
			MONTHLY	173	8,264.53	8,677.07	9,110.40	9,566.27	10,044.67	10,547.33
			ANNUAL	2,080	99,174.40	104,124.80	109,324.80	114,795.20	120,536.00	126,568.00

**TOWN OF PARADISE**  
**SALARY PAY PLAN FY 2024/25**  
**AS OF JULY 1, 2024**

Head Count	Auth FTE's	Budget FTE	Position Title	Hours/Week	A Step	B Step	C Step	D Step	E Step	F Step
2.00	2.00	2.00	<b>POLICE LIEUTENANT</b>							
2.00	2.00	2.00	<b>SUPERVISING PROJECT MANAGER</b>							
			HOURLY	40	51.36	53.93	56.63	59.46	62.43	65.55
			BIWEEKLY	80	4,108.80	4,314.40	4,530.40	4,756.80	4,994.40	5,244.00
			MONTHLY	173	8,902.40	9,347.87	9,815.87	10,306.40	10,821.20	11,362.00
			ANNUAL	2,080	106,828.80	112,174.40	117,790.40	123,676.80	129,854.40	136,344.00
1.00	1.00	1.00	<b>HUMAN RESOURCES &amp; RISK MANAGEMENT DIRECTOR</b>							
1.00	1.00	1.00	<b>INFORMATION SYSTEMS DIRECTOR</b>							
1.00	1.00	1.00	<b>TOWN CLERK / ELECTIONS OFFICIAL</b>							
			HOURLY	40	58.09	60.99	64.04	67.24	70.60	74.13
			BIWEEKLY	80	4,647.20	4,879.20	5,123.20	5,379.20	5,648.00	5,930.40
			MONTHLY	173	10,068.74	10,571.40	11,100.05	11,654.71	12,237.10	12,848.95
			ANNUAL	2,080	120,827.20	126,859.20	133,203.20	139,859.20	146,848.00	154,190.40
1.00	1.00	1.00	<b>COMMUNITY DEVELOPMENT DIRECTOR - BUILDING &amp; CODE ENFORCEMENT</b>							
1.00	1.00	1.00	<b>COMMUNITY DEVELOPMENT DIRECTOR - PLANNING &amp; WASTEWATER</b>							
1.00	1.00	1.00	<b>FINANCE DIRECTOR/TOWN TREASURER</b>							
1.00	1.00	1.00	<b>RECOVERY &amp; ECONOMIC DEVELOPMENT DIRECTOR</b>							
			HOURLY	40	64.12	67.33	70.70	74.24	77.95	81.85
			BIWEEKLY	80	5,129.60	5,386.40	5,656.00	5,939.20	6,236.00	6,548.00
			MONTHLY	173	11,114.13	11,670.53	12,254.67	12,868.27	13,511.33	14,187.33
			ANNUAL	2,080	133,369.60	140,046.40	147,056.00	154,419.20	162,136.00	170,248.00
1.00	1.00	1.00	<b>POLICE CHIEF</b>							
1.00	1.00	1.00	<b>PUBLIC WORKS DIRECTOR/TOWN ENGINEER</b>							
			HOURLY	40	65.74	69.03	72.48	76.10	79.91	83.91
			BIWEEKLY	80	5,259.20	5,522.40	5,798.40	6,088.00	6,392.80	6,712.80
			MONTHLY	173	11,394.71	11,964.97	12,562.96	13,190.41	13,850.80	14,544.12
			ANNUAL	2,080	136,739.20	143,582.40	150,758.40	158,288.00	166,212.80	174,532.80

**TOWN OF PARADISE**  
**SALARY PAY PLAN FY 2024/25**  
**AS OF JULY 1, 2024**

Head Count	Auth FTE's	Budget FTE	Position Title	Hours/Week	A Step	B Step	C Step	D Step	E Step	F Step
1.00	1.00	1.00	<b>TOWN MANAGER</b>							
			HOURLY	40	78.14	82.05	86.15	90.46	94.98	99.73
			BIWEEKLY	80	6,251.20	6,564.00	6,892.00	7,236.80	7,598.40	7,978.40
			MONTHLY	173	13,544.01	14,221.73	14,932.38	15,679.43	16,462.88	17,286.20
			ANNUAL	2,080	162,531.20	170,664.00	179,192.00	188,156.80	197,558.40	207,438.40
<b>103.00</b>	<b>100.95</b>	<b>100.95</b>	<u><u>FTE's</u></u>							

**SUCCESSOR AGENCY TO THE PARADISE REDEVELOPMENT AGENCY  
RESOLUTION NO. 2024-01**

**A RESOLUTION OF THE SUCCESSOR AGENCY TO THE PARADISE REDEVELOPMENT AGENCY  
ADOPTING THE FISCAL YEAR 2024/25 SUCCESSOR AGENCY TO  
THE PARADISE REDEVELOPMENT AGENCY BUDGETS**

**WHEREAS**, the Successor Agency to the Paradise Redevelopment Agency Board of Directors has reviewed the proposed Preliminary 2024/25 Budget recommendations that were presented for the Town of Paradise as Successor Redevelopment Agency Fund and the Redevelopment Obligation Retirement Fund at the Budget Meeting on June 18, 2024;

**NOW, THEREFORE, BE IT RESOLVED** that the Successor Agency to the Paradise Redevelopment Agency Board of Directors after this review has determined the Budget appropriations for the above listed funds as identified in the FY 2024/25 adopted Budget contingent upon review and approval of the Oversight Board to the Successor Agency to the Paradise Redevelopment Agency.

**PASSED AND ADOPTED** by the Successor Agency to the Paradise Redevelopment Agency this 9th day of July 2024, by the following vote:

**AYES:**  
**NOES:**  
**ABSENT:**  
**ABSTAIN:**

\_\_\_\_\_  
Ronald Lassonde, Chair

ATTEST:

\_\_\_\_\_  
Melanie Elvis, Agency Secretary

APPROVED AS TO FORM:

\_\_\_\_\_  
Scott E. Huber, Agency Counsel

**TOWN OF PARADISE**  
Fiscal Year 2024/2025

## 7650 - TOP as Successor RDA

Summary

	2023 Actual Amount	2024 Amended Budget	YTD 2024 Actual Amount	2025 Department Requested	2025 Town Council Approved
<b>Fund: 7650 TOP as Successor RDA</b>					
<b>Revenue</b>					
010 - Taxes	\$0	\$0	\$104,548	\$130,000	\$130,000
040 - Investment Revenue	\$3,709	\$0	\$2,884	\$0	\$0
060 - Charges for Services	\$0	\$0	\$0	\$0	\$0
070 - Other Revenues	\$0	\$0	\$0	\$0	\$0
080 - Other Financing Sources	\$32,385	\$40,500	\$23,240	\$0	\$0
<b>Revenue Totals</b>	<b>\$36,095</b>	<b>\$40,500</b>	<b>\$130,673</b>	<b>\$130,000</b>	<b>\$130,000</b>
<b>Expenditures</b>					
010 - Salaries and Wages	\$0	\$0	\$0	\$0	\$0
015 - Other Employee Costs	\$0	\$0	\$0	\$0	\$0
030 - Postage Printing and Advertising	\$0	\$0	\$0	\$0	\$0
050 - Services	\$34,219	\$33,300	\$10,870	\$0	\$0
075 - Special Costs	\$22	\$0	\$0	\$0	\$0
090 - Debt Service	\$154,268	\$6,000	\$0	\$113,800	\$113,800
095 - Other Financing Uses	\$16,200	\$16,200	\$0	\$16,200	\$16,200
<b>Expenditure Totals</b>	<b>\$204,709</b>	<b>\$55,500</b>	<b>\$10,870</b>	<b>\$130,000</b>	<b>\$130,000</b>
<b>Revenue Grand Totals:</b>	<b>\$36,095</b>	<b>\$40,500</b>	<b>\$130,673</b>	<b>\$130,000</b>	<b>\$130,000</b>
<b>Expenditure Grand Totals:</b>	<b>\$204,709</b>	<b>\$55,500</b>	<b>\$10,870</b>	<b>\$130,000</b>	<b>\$130,000</b>
<b>Net Grand Totals:</b>	<b>-\$168,614</b>	<b>-\$15,000</b>	<b>\$119,802</b>	<b>\$0</b>	<b>\$0</b>